



US00D329572S

# United States Patent [19]

[11] Patent Number: **Des. 329,572**

**Krupa**

[45] Date of Patent: **\*\* Sep. 22, 1992**

[54] CONTAINER WITH COVER

[75] Inventor: **Calvin S. Krupa**, Plymouth, Minn.

[73] Assignee: **Ultra Pac, Inc.**, Rogers, Minn.

[\*\*] Term: **14 Years**

[21] Appl. No.: **709,395**

[22] Filed: **Jun. 3, 1991**

[52] U.S. Cl. .... **D7/542; D7/545; D32/53**

[58] Field of Search ..... **D7/538, 542-543, D7/545, 566, 601-603, 607-608, 612; D9/349, 352-353, 355, 377, 390, 399, 428, 435, 443; D32/37, 53, 53.1; D34/1, 7; 220/350-356, 904, 908, DIG. 12-14**

[56] **References Cited**

### U.S. PATENT DOCUMENTS

Re. 15,056 3/1921 Beiswanger ..... **D7/542**

D. 182,779 5/1958 Tupper ..... **D9/390**  
D. 256,762 9/1980 Scott ..... **D7/545 X**  
D. 280,975 10/1985 Van Dine ..... **D9/353**  
D. 313,353 1/1991 Hart et al. .... **D9/428**

*Primary Examiner*—Wallace R. Burke  
*Assistant Examiner*—Lavone D. Tabor  
*Attorney, Agent, or Firm*—Haugen and Nikolai

### [57] CLAIM

The ornamental design for the container with cover, as shown and described.

### DESCRIPTION

**FIG. 1** is a perspective view of a container with cover showing my new design;  
**FIG. 2** is a front elevational view thereof, the rear being a mirror image;  
**FIG. 3** is a side elevational view thereof, the opposite side being a mirror image;  
**FIG. 4** is a top plan view thereof; and,  
**FIG. 5** is a bottom plan view thereof.




Fig.-1




Fig.-2

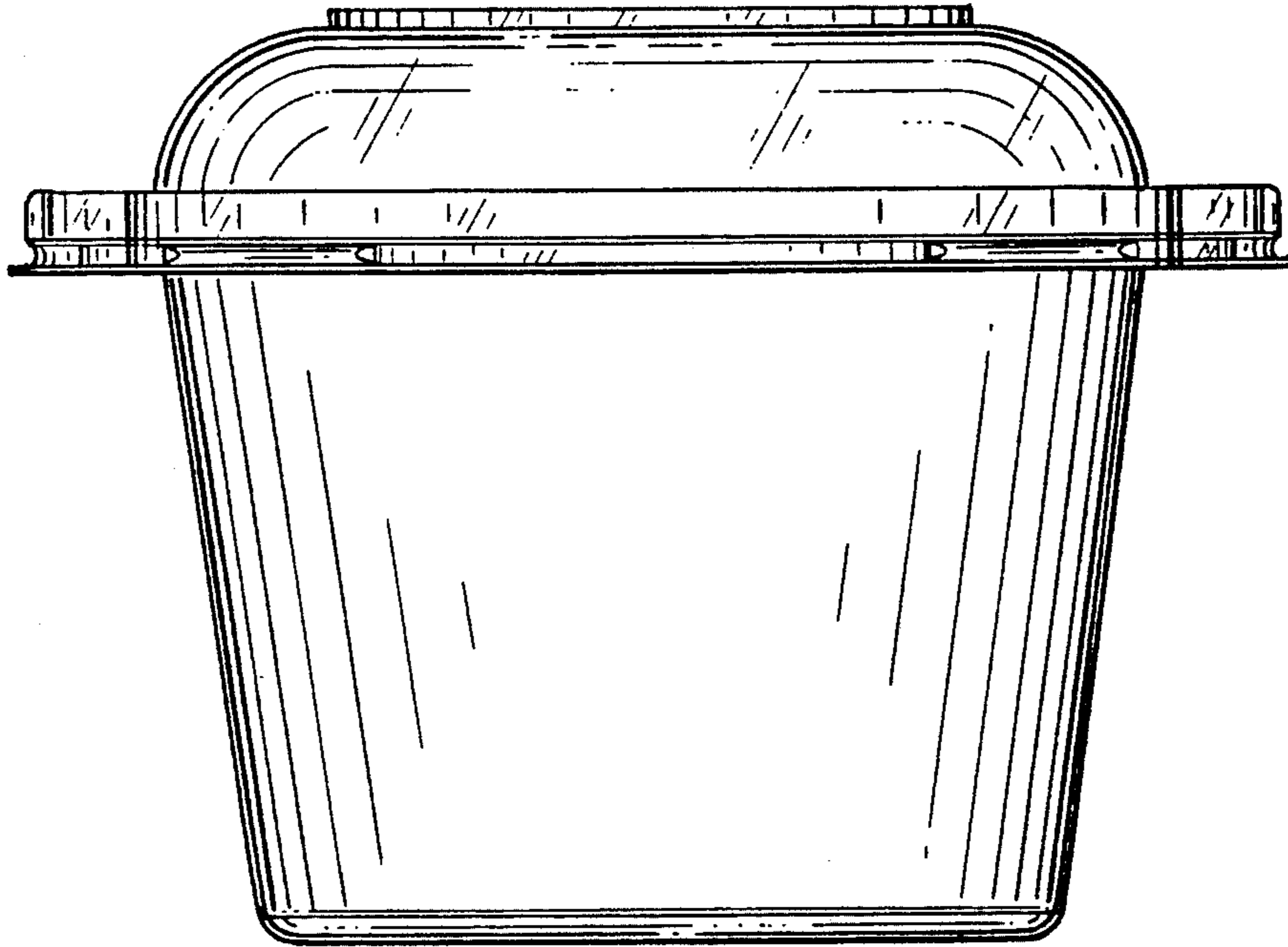


Fig.-3

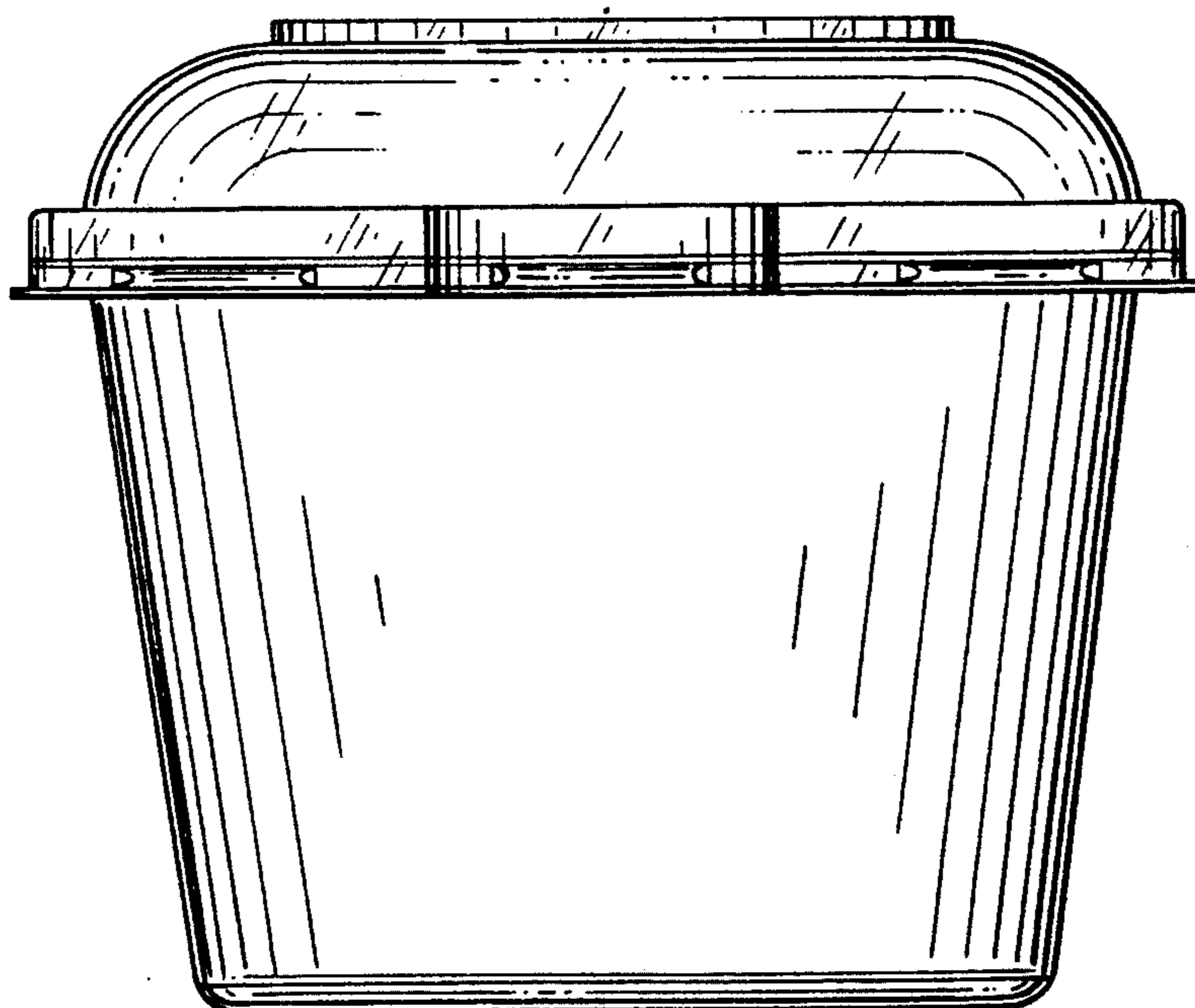


Fig.-4

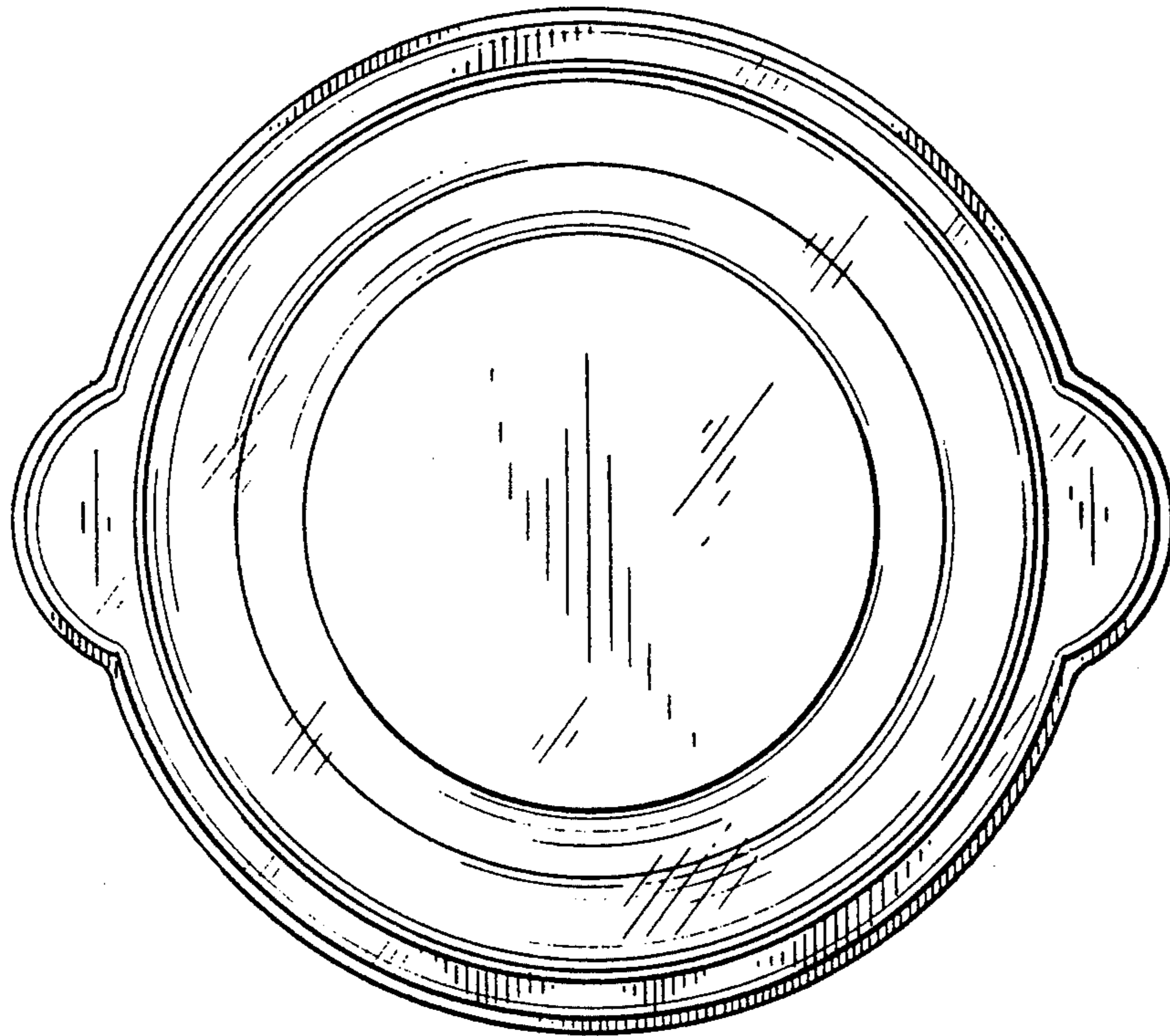


Fig.-5

