



US00D329556S

United States Patent [19]

Brüssing

[11] Patent Number: **Des. 329,556**

[45] Date of Patent: **** Sep. 22, 1992**

[54] **STAND FOR STACKING SLIDABLE TRAYS**

[75] Inventor: **Bernd Brüssing, Ulm/Donau, Fed. Rep. of Germany**

[73] Assignee: **Hans Friedrich Hefendehl, Kierspe, Fed. Rep. of Germany**

[**] Term: **14 Years**

[21] Appl. No.: **528,111**

[22] Filed: **May 23, 1990**

[30] **Foreign Application Priority Data**

Nov. 27, 1989 [DE] Fed. Rep. of Germany M8908288.5

[52] U.S. Cl. **D6/468; D6/449**

[58] Field of Search D6/449, 495, 462-465, D6/466-468, 475, 476, 477-479, 491; D34/14, 17, 21; 211/13, 151, 126, 41, 134; 248/346

[56] **References Cited**

U.S. PATENT DOCUMENTS

D. 287,177 12/1986 Spicer D34/21
D. 291,165 8/1987 Ray D6/465

D. 321,297 11/1991 Winzeler, III D6/495
2,919,814 1/1960 Berowitz D6/467
2,959,298 11/1960 Pope D34/21 X
3,095,957 7/1963 Cassel et al. D6/431 X
4,474,297 10/1984 Zucker D6/463 X
4,673,092 6/1987 Lamson et al. 248/165 X

OTHER PUBLICATIONS

Global catalog ©1987, p. 21, Modular Bar Storage Rack, top left corner on page.

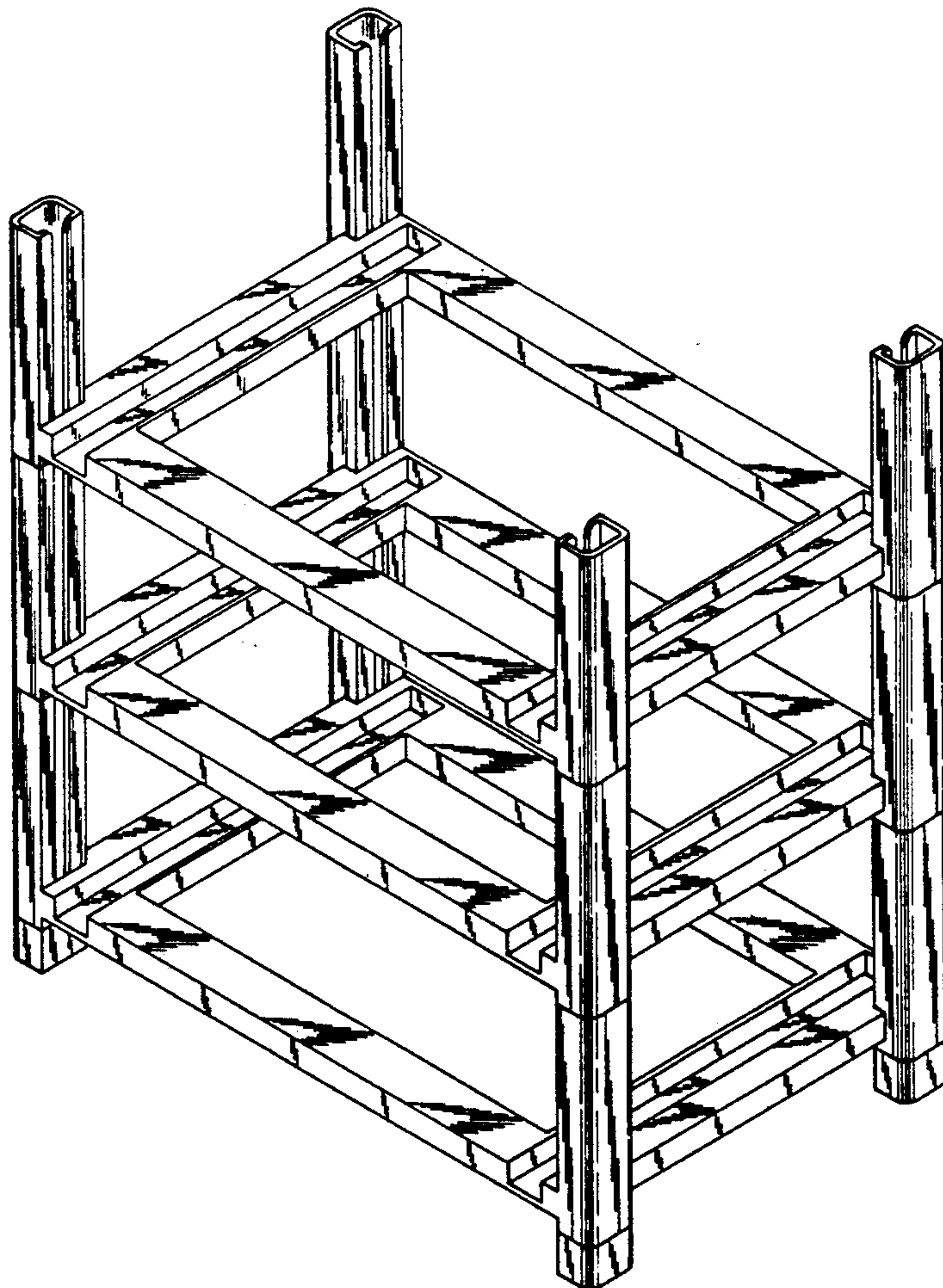
Primary Examiner—Donald P. Walsh
Assistant Examiner—Jeffrey Asch
Attorney, Agent, or Firm—Herbert Dubno; Ronald Lianides

[57] **CLAIM**

The ornamental design for a stand for stacking slidably trays, as shown.

DESCRIPTION

FIG. 1 is a front, top and right side perspective view of a stand for stacking slidably trays showing my new design; and, FIG. 2 is a rear, bottom, and left side perspective view thereof.



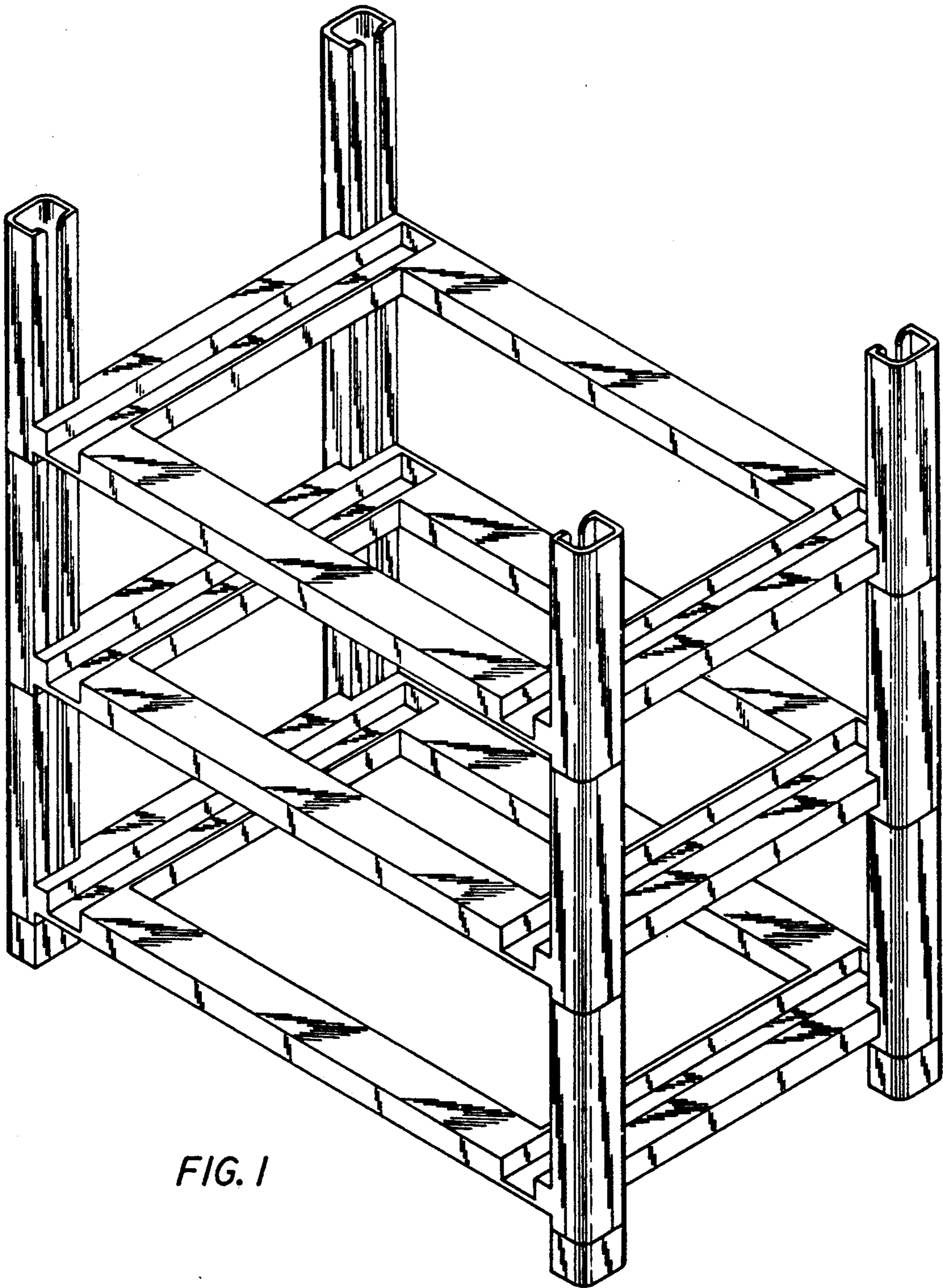


FIG. 1

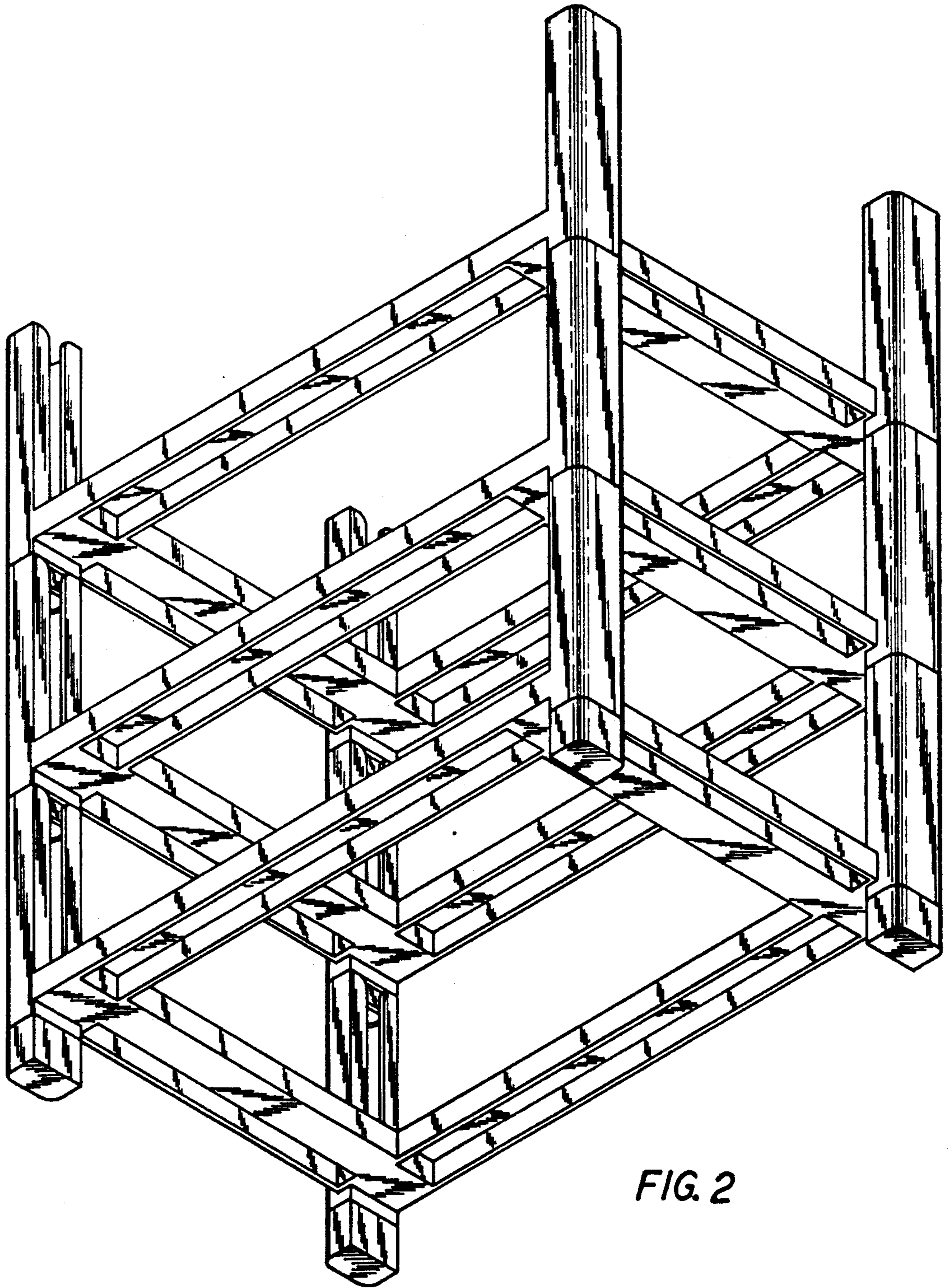


FIG. 2