



US00D329546S

# United States Patent [19]

## Snodgrass

[11] Patent Number: **Des. 329,546**

[45] Date of Patent: **\*\* Sep. 22, 1992**

[54] CHAIR

[76] Inventor: **Warren H. Snodgrass, 223 Woodland, Kentfield, Calif. 94904**

[\*\*] Term: **14 Years**

[21] Appl. No.: **417,683**

[22] Filed: **Oct. 5, 1989**

[52] U.S. Cl. .... **D6/374; D6/370; D6/379; D6/380**

[58] Field of Search ..... **D6/334, 369, 370, 371, D6/372, 373, 374, 375, 376, 379, 380, 500, 501**

[56] **References Cited**

### U.S. PATENT DOCUMENTS

D. 100,182	6/1936	Terker .....	D6/379
D. 193,508	9/1962	Nakamura .....	D6/375
D. 202,693	11/1965	Salvy .....	D6/379 X
D. 214,493	6/1969	Ellsworth et al. ....	D6/373
D. 235,712	7/1975	Layton .....	D6/374
D. 243,806	3/1977	Radaelli .....	D6/372
D. 268,721	4/1983	Jernigan .....	D6/370

D. 310,142	8/1990	Lange .....	D6/370 X
D. 313,515	1/1991	Wood .....	D6/370 X

### OTHER PUBLICATIONS

Sun Terrace Products, 1986, p. 3, Chair at bottom left.

*Primary Examiner*—Donald P. Walsh

*Assistant Examiner*—Gary D. Watson

*Attorney, Agent, or Firm*—Mason, Fenwick & Lawrence

### [57] CLAIM

The ornamental design for a chair, as shown and described.

### DESCRIPTION

FIG. 1 is a right-front perspective view of a chair showing my new design;

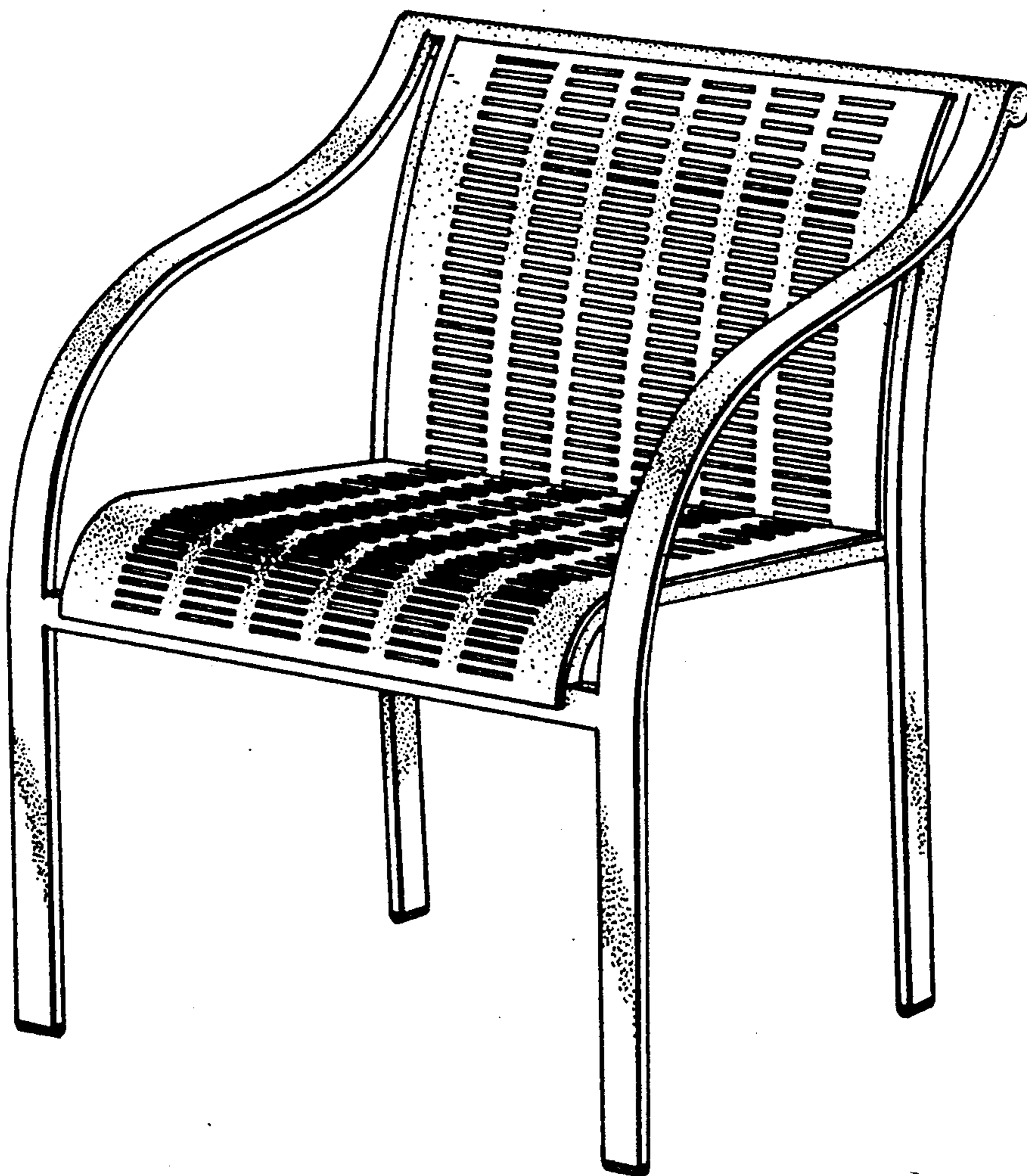
FIG. 2 is a front elevational view;

FIG. 3 is a right side elevational view, the left side being a mirror image thereof;

FIG. 4 is a rear elevational view;

FIG. 5 is a top plan view; and,

FIG. 6 is a bottom plan view thereof.



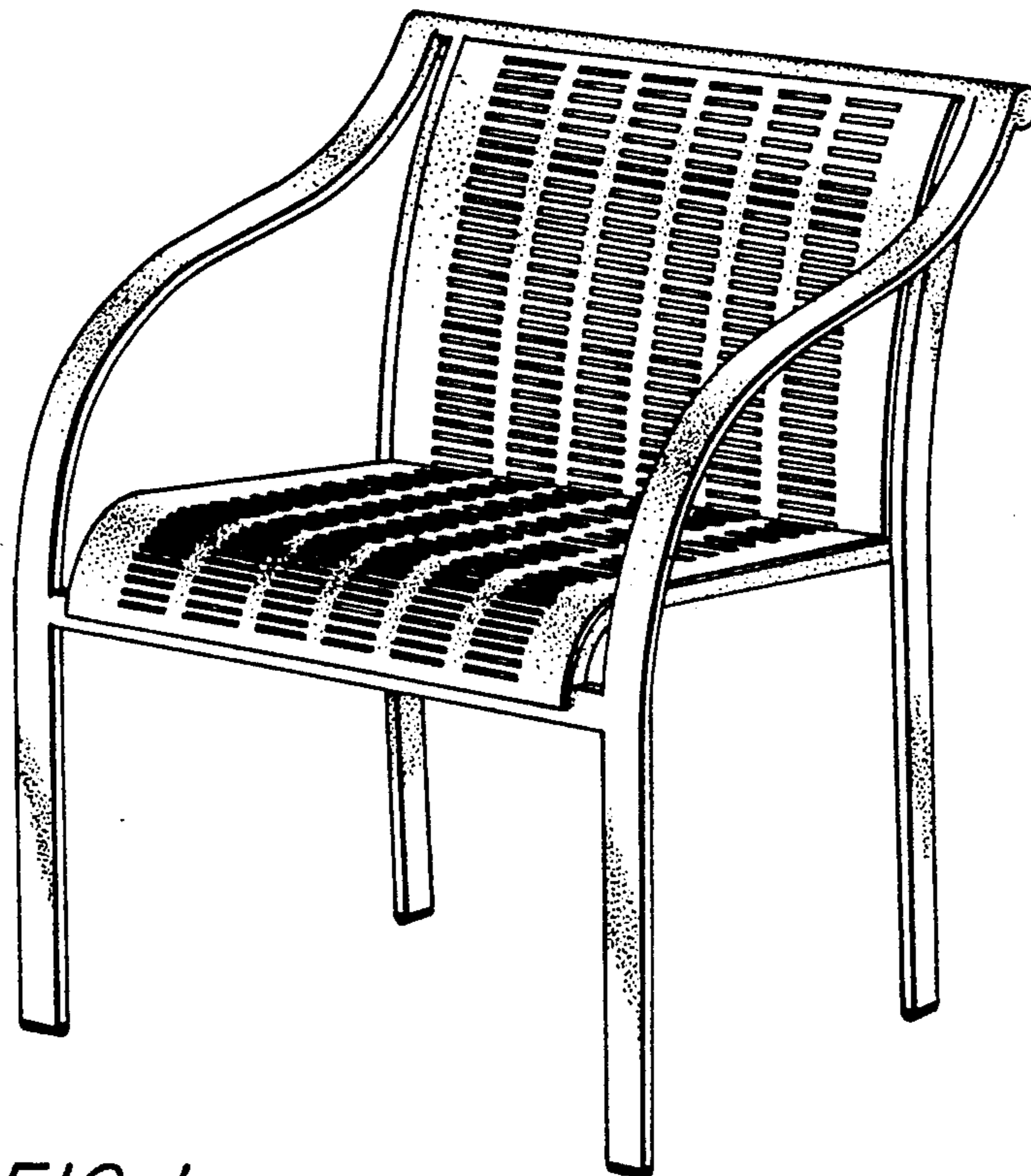


FIG. 1




FIG. 2

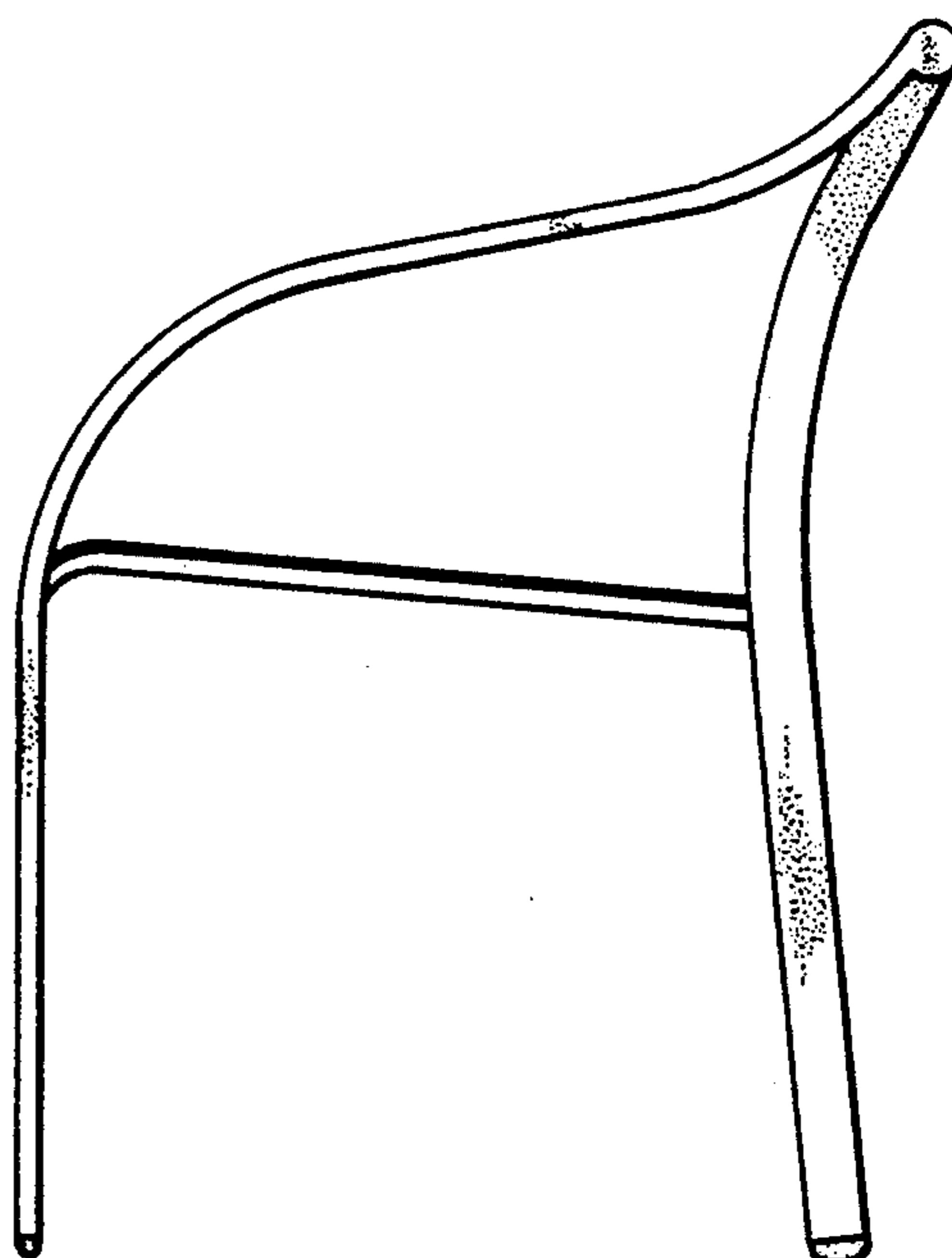


FIG. 3




FIG. 4

FIG. 5




FIG. 6

