



US00D329542S

United States Patent [19]

[11] Patent Number: **Des. 329,542**

Jayez

[45] Date of Patent: **** Sep. 22, 1992**

[54] **CARRYING CASE FOR A PORTABLE TELEPHONE**

[56] **References Cited**

U.S. PATENT DOCUMENTS

[76] Inventor: **Ali R. Jayez, 14528 Calvert St., Van Nuys, Calif. 91411**

D. 239,734	4/1976	Vong	D14/192
D. 250,919	1/1979	Milligan et al.	D3/106
D. 297,188	8/1988	Powell	D3/106
D. 322,288	12/1991	Jayez	D14/250
D. 322,719	12/1991	Jayez	D3/106 X

[**] Term: **14 Years**

Primary Examiner—A. Hugo Word
Assistant Examiner—Doris V. Coles
Attorney, Agent, or Firm—Allen M. Shapiro

[21] Appl. No.: **556,201**

[57] **CLAIM**

[22] Filed: **Jul. 20, 1990**

The ornamental design for a carrying case for a portable telephone, as shown and described.

Related U.S. Application Data

DESCRIPTION

[63] Continuation-in-part of Ser. No. 424,967, Oct. 23, 1989, Pat. No. Des. 322,788, and a continuation-in-part of Ser. No. 457,542, Dec. 27, 1989, abandoned, and a continuation-in-part of Ser. No. 527,814, May 24, 1990, Pat. No. Des. 322,719.

FIG. 1 is a front, top and left side perspective view of a carrying case for a portable telephone, showing my new design;

[52] U.S. Cl. **D3/106; D3/100**

FIG. 2 is a rear, bottom and right side perspective view thereof;

[58] Field of Search **D3/100, 106, 30.1, 33.35; D14/192, 250; 224/242, 253, 901, 904, 236, 240, 252, 250, 255; 206/316.1, 316.2, 305, 387**

FIG. 3 is a rear elevational view thereof;

FIG. 4 is a right side elevational view thereof; and,

FIG. 5 is a top plan view thereof.




FIG. 1




FIG. 2

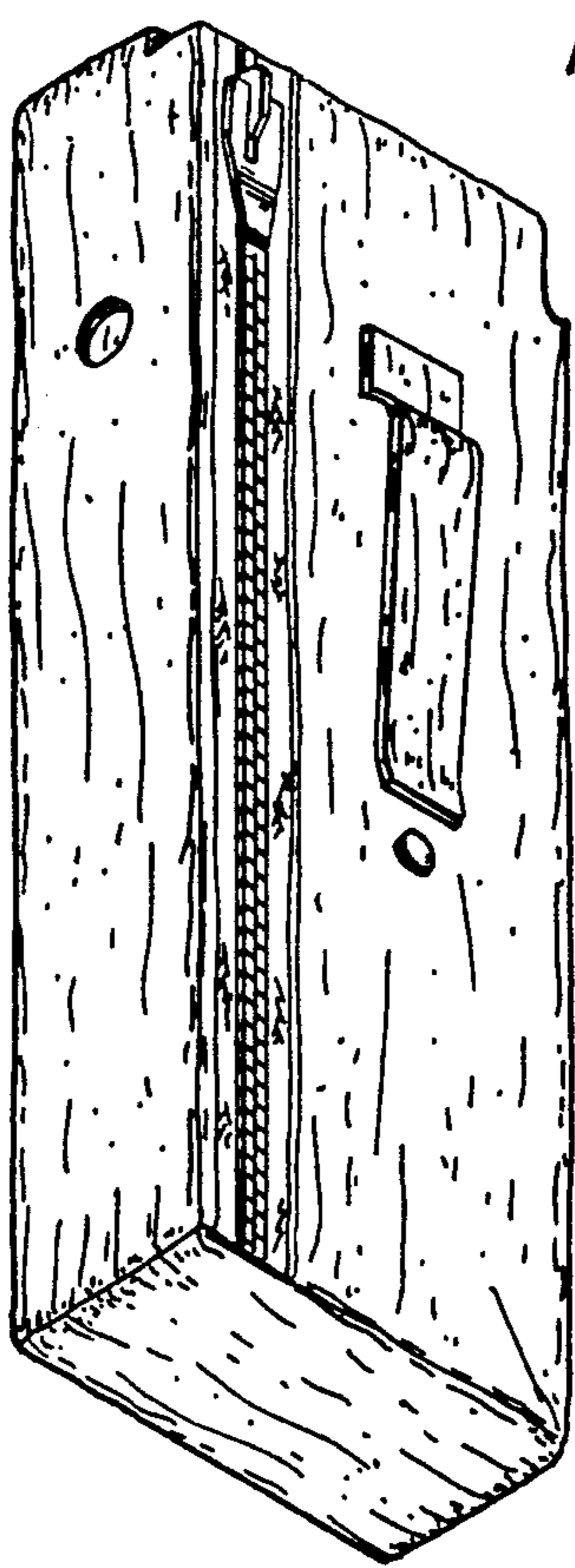


FIG. 4

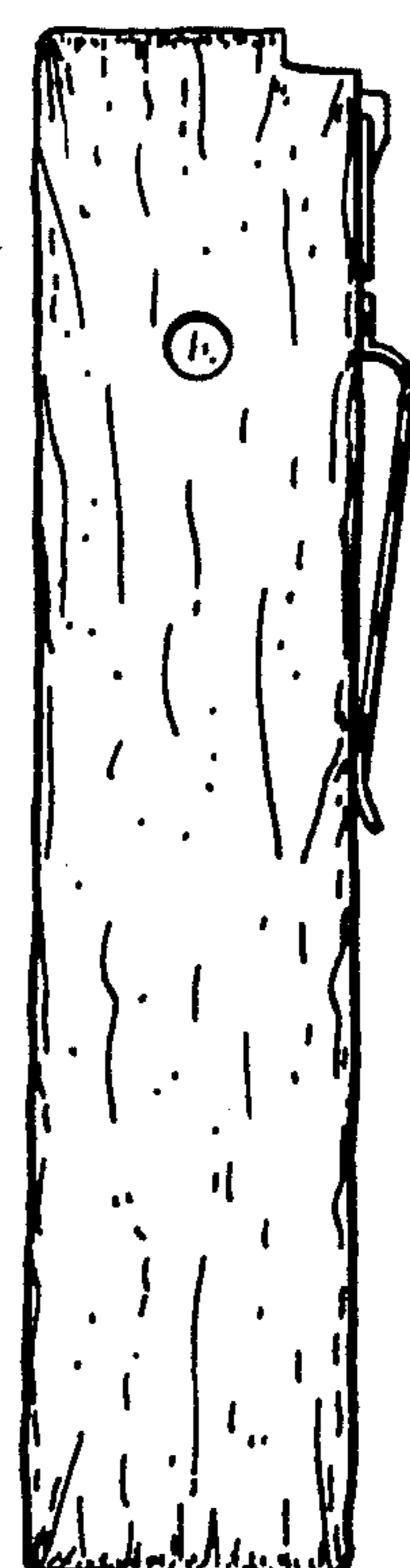


FIG. 3

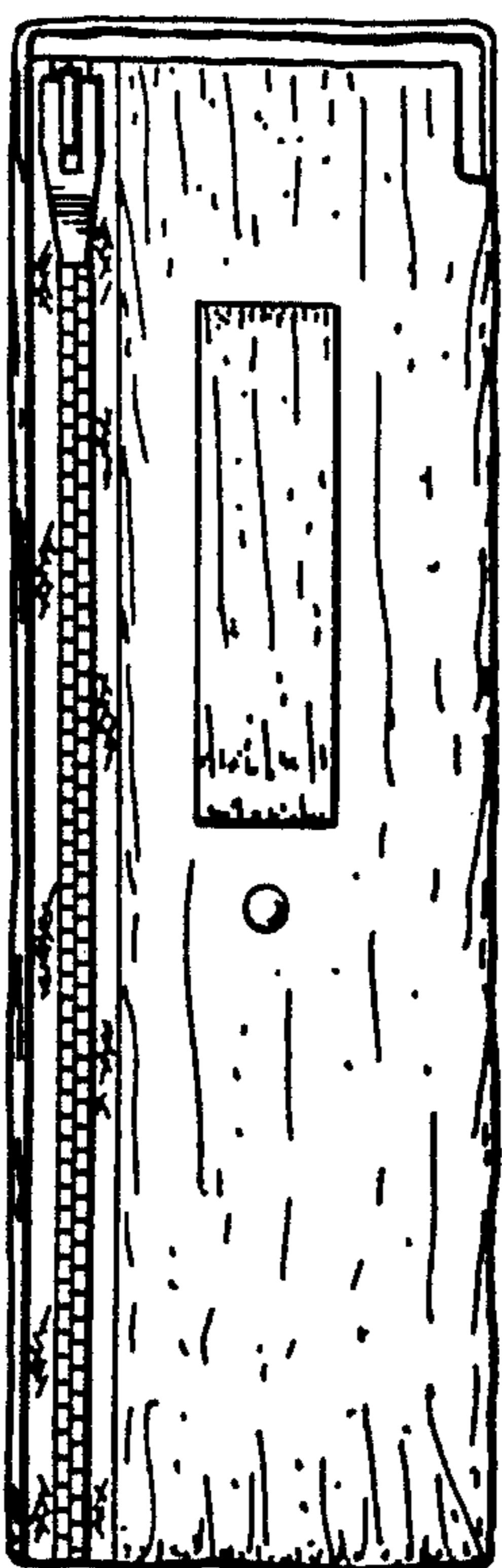


FIG. 5

