



US00D329540S

United States Patent [19]

[11] Patent Number: **Des. 329,540**

Kunes et al.

[45] Date of Patent: **** Sep. 22, 1992**

- [54] **SUNGLASSES HOLDER FOR A VEHICLE VISOR**
- [75] Inventors: **Robert J. Kunes; Lupe J. Kunes**, both of Ventura, Calif.
- [73] Assignee: **Regina Coeli Enterprises, Inc.**, Oxnard, Calif.
- [**] Term: **14 Years**
- [21] Appl. No.: **510,899**
- [22] Filed: **Apr. 18, 1990**
- [52] U.S. Cl. **D3/40; D3/34**
- [58] Field of Search **D3/34, 40; D16/129; 224/42.11, 42.42, 273, 312; D12/155; 248/902**

1,686,002	10/1928	Herzon .	
2,104,612	1/1938	Droll .	
2,380,297	7/1945	Dibert	D16/129 X
2,623,722	12/1952	Glunt et al. .	
2,735,597	2/1956	Treleven	248/902
3,148,812	9/1964	Hilsinger, Jr. .	
4,273,277	6/1981	Stone	224/312
4,285,554	8/1981	Bell et al.	224/312 X
4,290,522	9/1981	Takasaki	224/312 X
4,576,320	3/1986	Mead	224/42.42 X
4,715,575	12/1987	Kamerer	224/312 X

Primary Examiner—Louis S. Zarfaz
Attorney, Agent, or Firm—Breiner & Breiner

[57] CLAIM

The ornamental design for sunglasses holder for a vehicle visor, as shown and described.

DESCRIPTION

FIG. 1 is a front elevational view of a sunglasses holder for a vehicle visor showing my new design;
 FIG. 2 is a rear elevational view thereof;
 FIG. 3 is a right side elevational view of the sunglasses holder for a vehicle visor with the left side elevational view being a mirror image thereof;
 FIG. 4 is a top plan view of the sunglasses holder for a vehicle visor; and,
 FIG. 5 is a bottom plan view of the sunglasses holder for a vehicle visor.

- [56] **References Cited**
- U.S. PATENT DOCUMENTS**
- D. 113,402 2/1939 Schram D16/129 X
- D. 154,472 7/1949 Giuliana .
- D. 161,151 12/1950 Ackerman et al. .
- D. 229,098 11/1973 Reed .
- D. 289,122 4/1987 Meyer et al. D16/129 X
- D. 292,595 11/1987 Tanaka

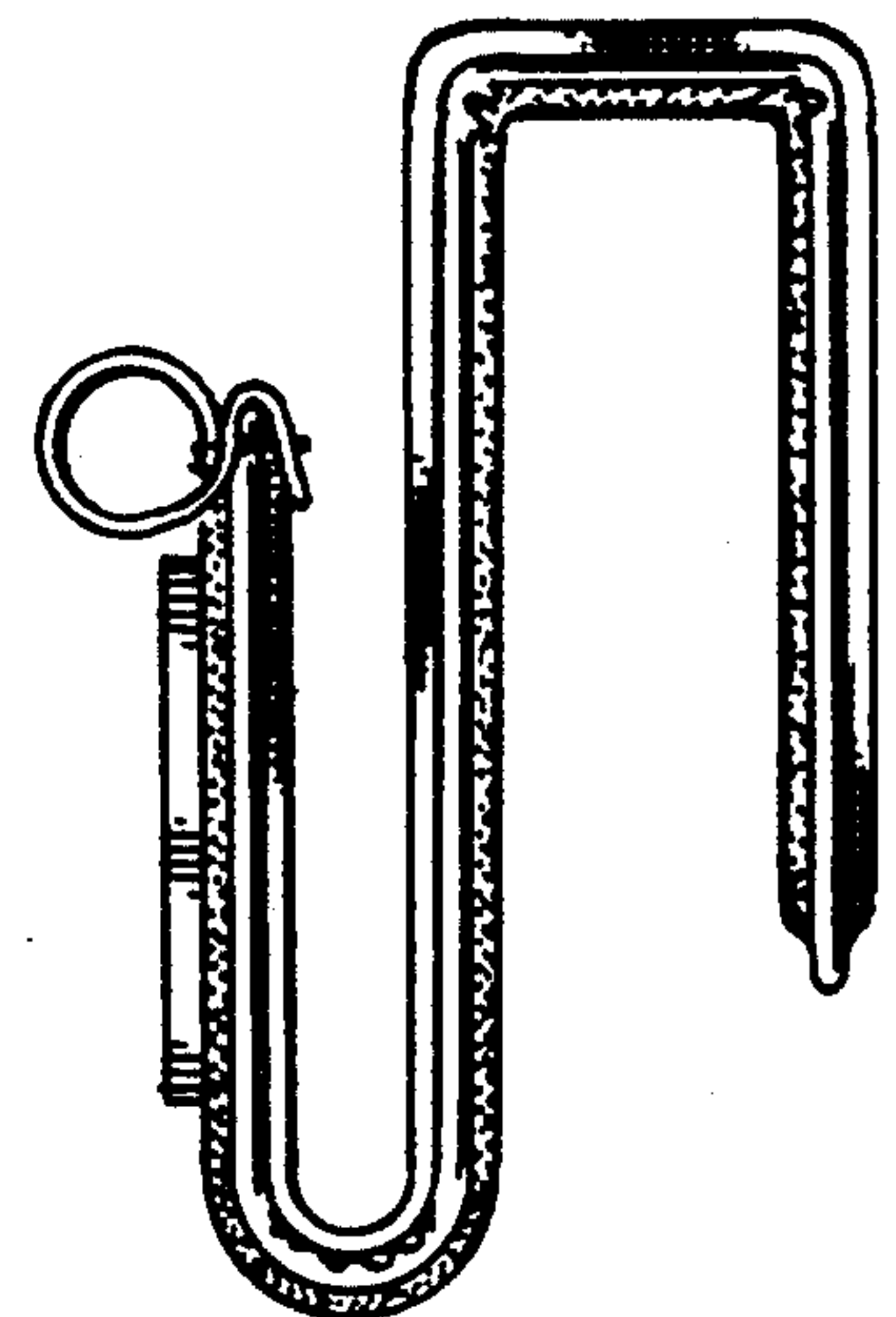
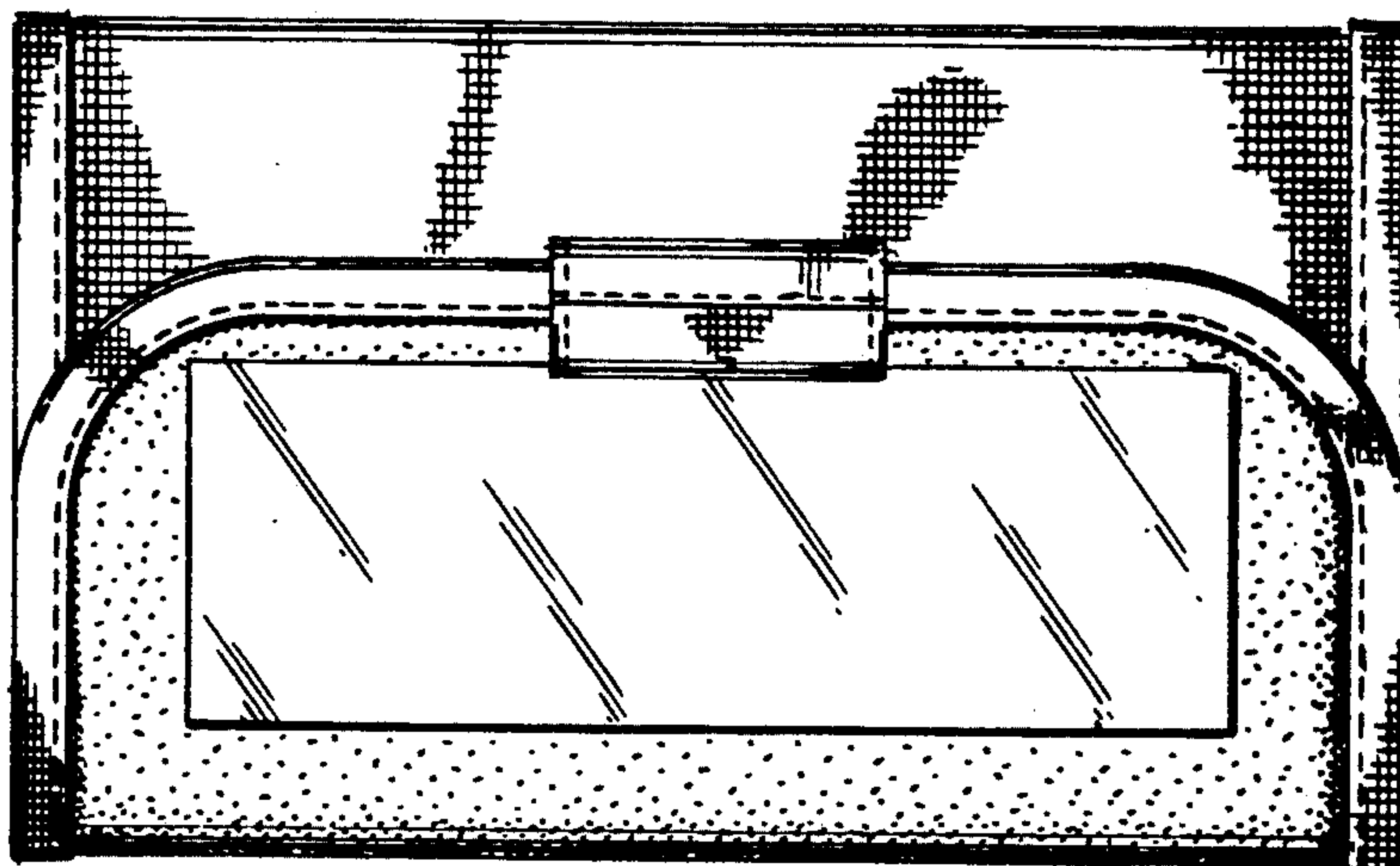


FIG. 1

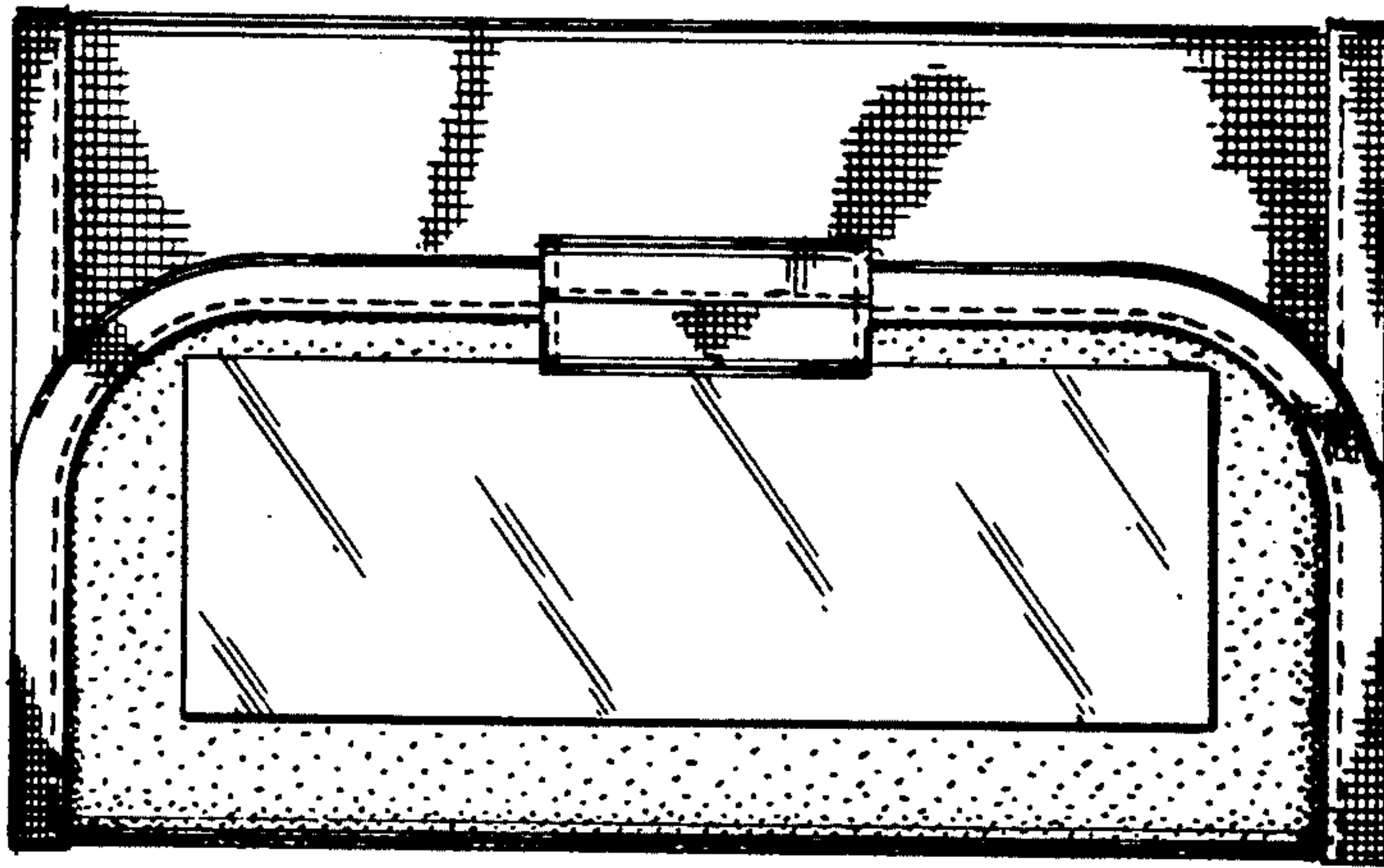


FIG. 2

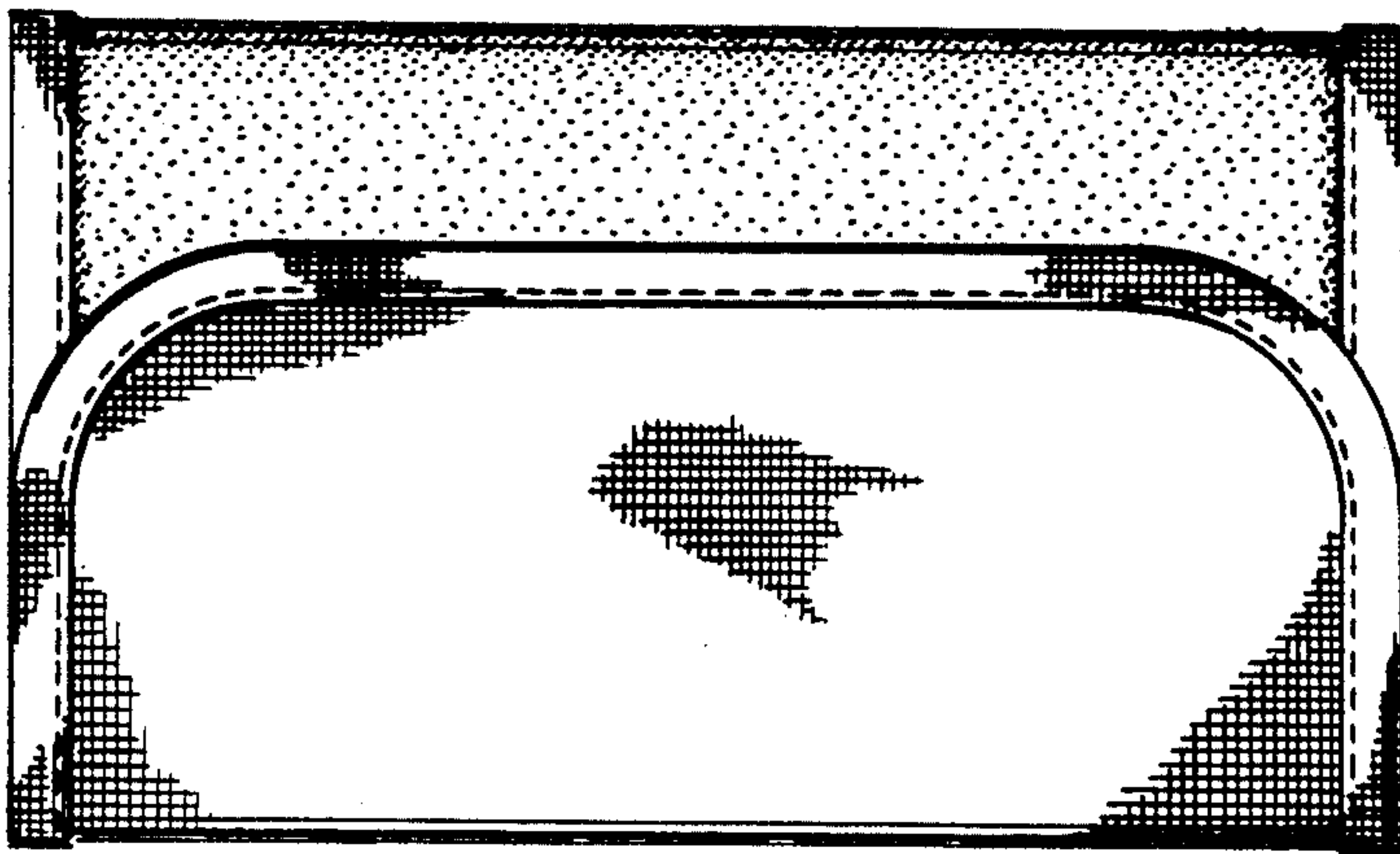


FIG. 3




FIG. 4

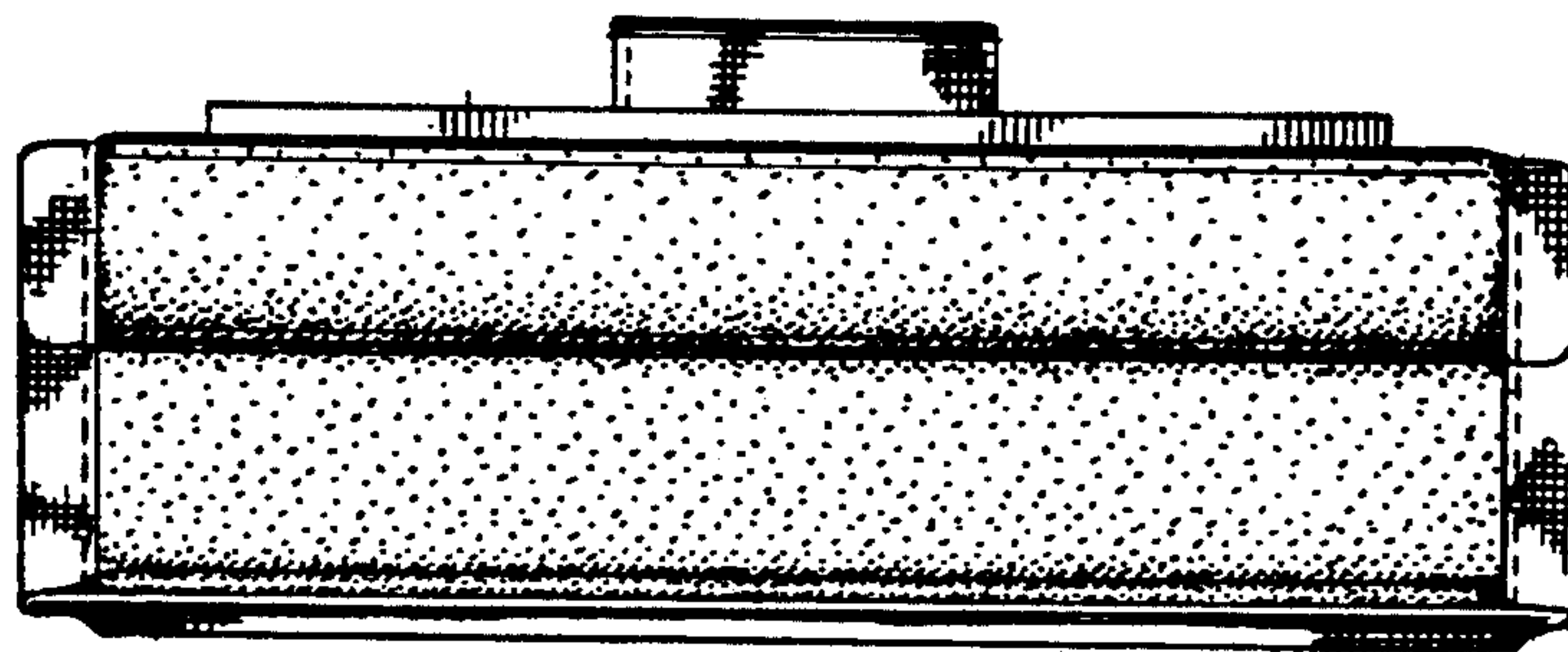


FIG. 5

