



US00D329539S

United States Patent [19]

[11] Patent Number: **Des. 329,539**

Klien et al.

[45] Date of Patent: **** Sep. 22, 1992**

- [54] **CANTEEN OR THE LIKE**
- [75] Inventors: **Mark Klien, Belleville, N.J.; Albert Turick, Westport, Conn.**
- [73] Assignee: **C4 Marketing, Ltd., N.Y.**
- [**] Term: **14 Years**
- [21] Appl. No.: **545,456**
- [22] Filed: **Jun. 28, 1990**
- [52] U.S. Cl. **D3/30.1; D3/66; D9/307; D21/204**
- [58] Field of Search **D3/30.1, 66; D7/511, D7/515; D9/307, 308, 337, 380, 384, 408; D14/126, 189; D21/111, 113, 204; 206/547; 210/244, 416.3; 222/562; 224/148**

- 2,127,487 8/1938 Voit D9/307
- 4,090,650 5/1978 Gotta .
- 4,165,814 8/1979 Seel .
- 4,339,062 7/1982 Witt, Jr. .
- 4,404,689 9/1983 DeWan .
- 4,455,782 6/1984 Seefluth .
- 4,459,487 6/1984 Leser .
- 4,479,649 10/1984 Newcomb et al. .
- 4,566,292 1/1986 Parmet .
- 4,570,454 2/1986 Campbell .
- 4,715,505 12/1987 DeMars .
- 4,782,996 11/1988 Spahni, Jr. .
- 4,836,764 6/1989 Parkinson .
- 4,852,762 8/1989 Chou-Sheng .
- 4,852,781 8/1989 Shurnick et al. .
- 4,881,736 11/1989 Fox .

[56] References Cited

U.S. PATENT DOCUMENTS

- D. 050,182 1/1917 Boyle .
- D. 080,282 1/1930 May D9/307
- D. 094,032 12/1934 Jacobs .
- D. 133,539 8/1942 Dow D14/189
- D. 163,443 5/1951 Crane D9/337
- D. 187,245 2/1960 Thompson .
- D. 196,679 10/1963 Schaffer D14/189
- D. 248,370 7/1978 Beekenkamp .
- D. 249,918 10/1978 Block et al. .
- D. 267,854 2/1983 Witt, Jr. D9/307
- D. 283,009 3/1986 Jennette D9/307
- D. 287,766 1/1987 Simmons .
- D. 287,767 1/1987 Simmons D9/307
- D. 292,462 10/1987 Petrsek .
- D. 292,991 12/1987 Adler D9/307
- D. 297,389 8/1988 Demaree .
- D. 308,020 5/1990 Laverde .
- D. 308,128 5/1990 Paquette D3/30.1
- D. 318,400 7/1991 Raucci D3/66

OTHER PUBLICATIONS

Foster House; 1976 Christmas Catalog, p. 57 Baseball Jewelry box at bottom of page.
 Hong Kong Enterprise; Feb. 1990; p. 103 Baseball Clock.

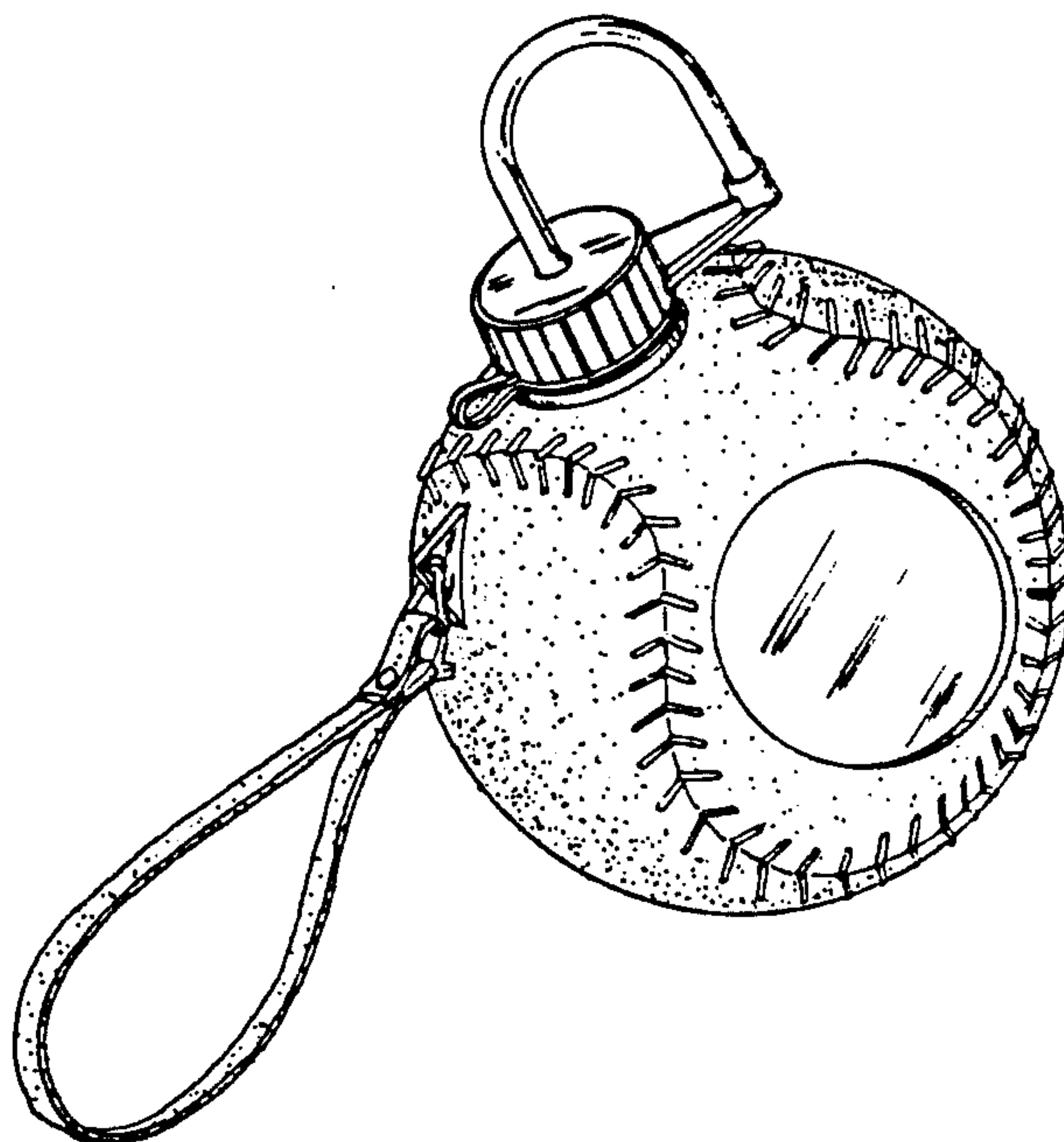
Primary Examiner—A. Hugo Word
Assistant Examiner—Celia A. Murphy
Attorney, Agent, or Firm—Felfe & Lynch

[57] CLAIM

The ornamental design for a canteen or the like, as shown and described.

DESCRIPTION

FIG. 1 is a perspective view of a canteen or the like showing our new design;
 FIG. 2 is a front elevational view thereof, the strap being removed;
 FIG. 3 is a rear elevational view thereof, the cap and strap being removed;
 FIG. 4 is a bottom plan view thereof; and,
 FIG. 5 is a top plan view thereof.



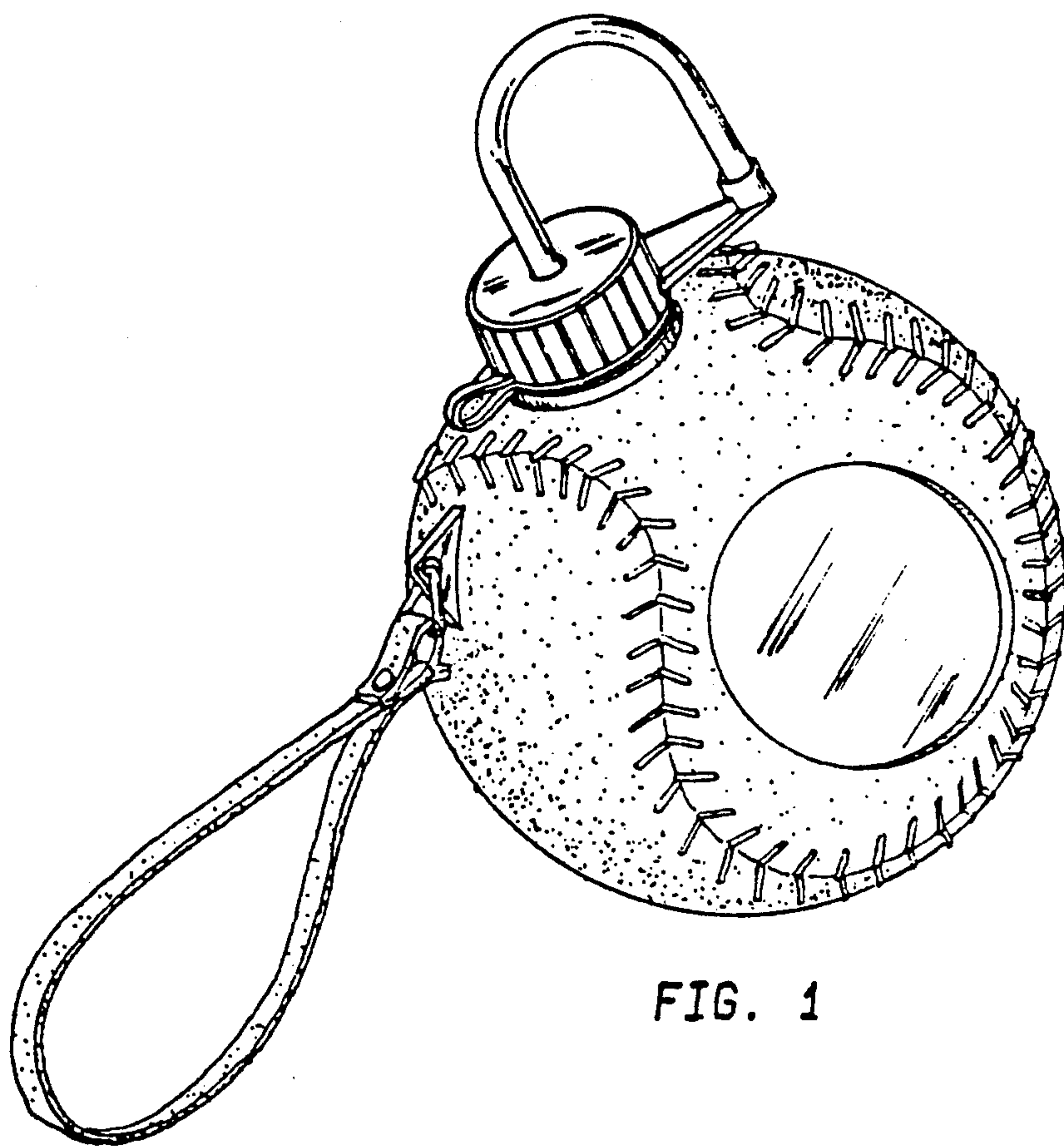


FIG. 1

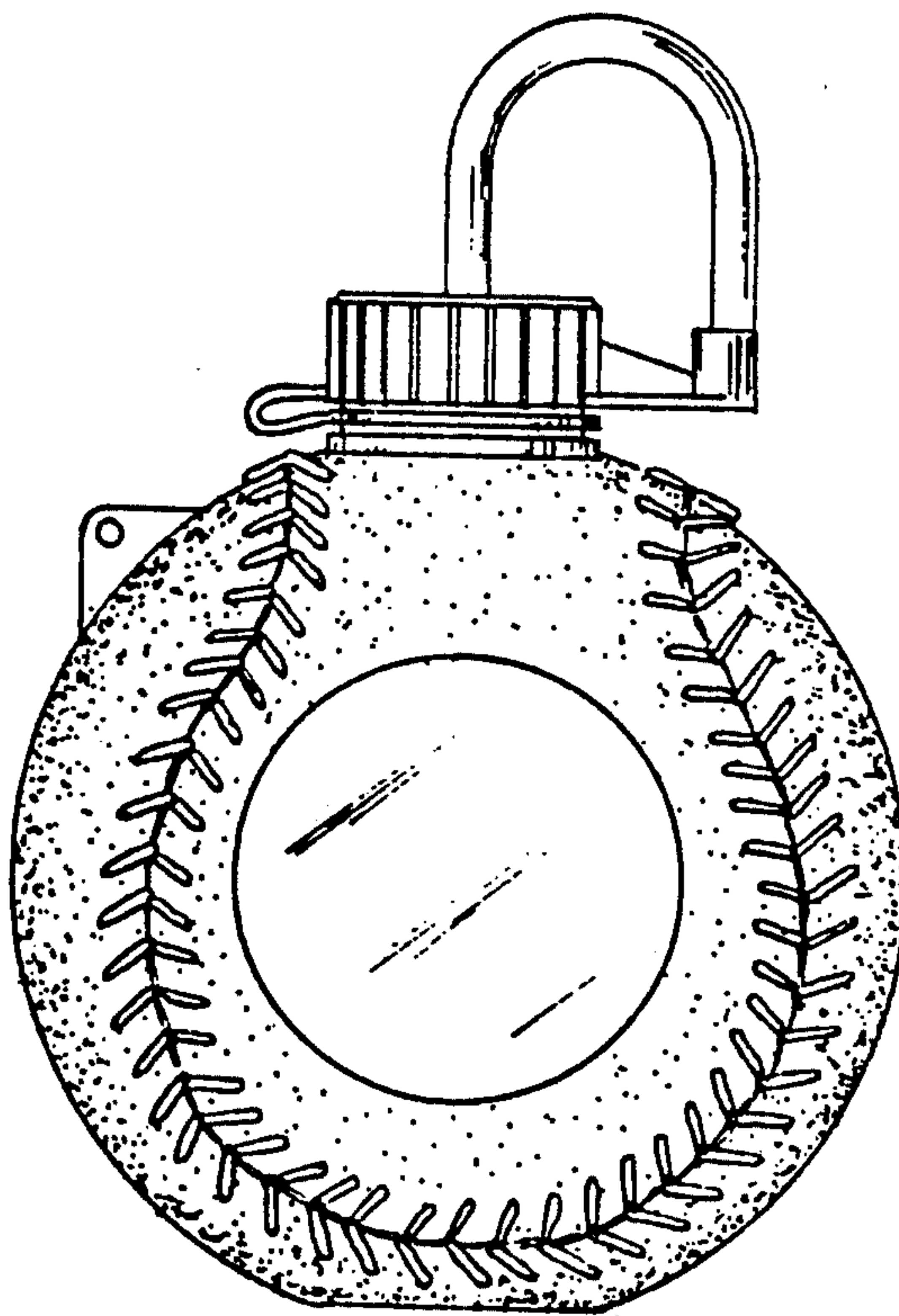


FIG. 2

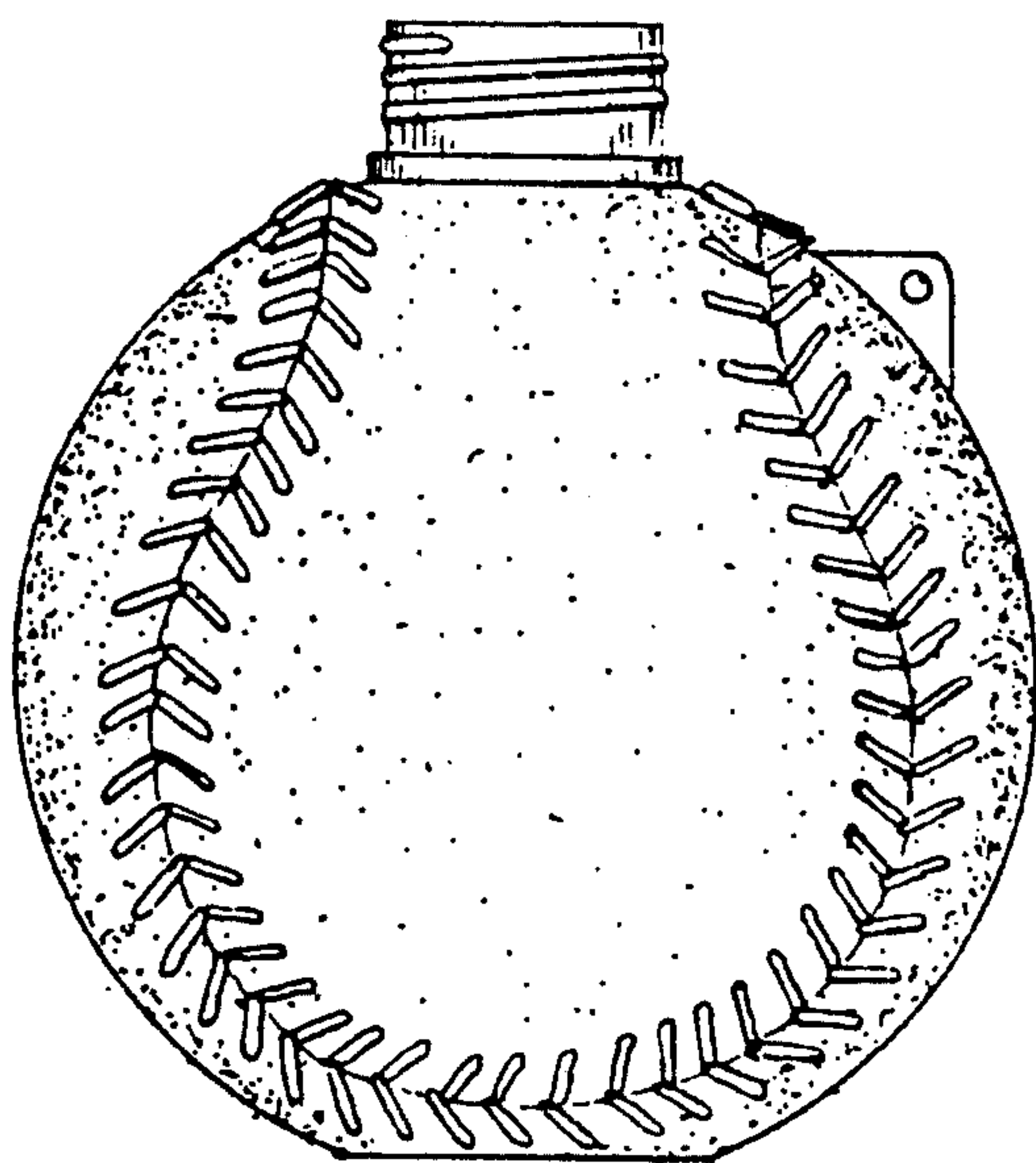


FIG. 3




FIG. 4

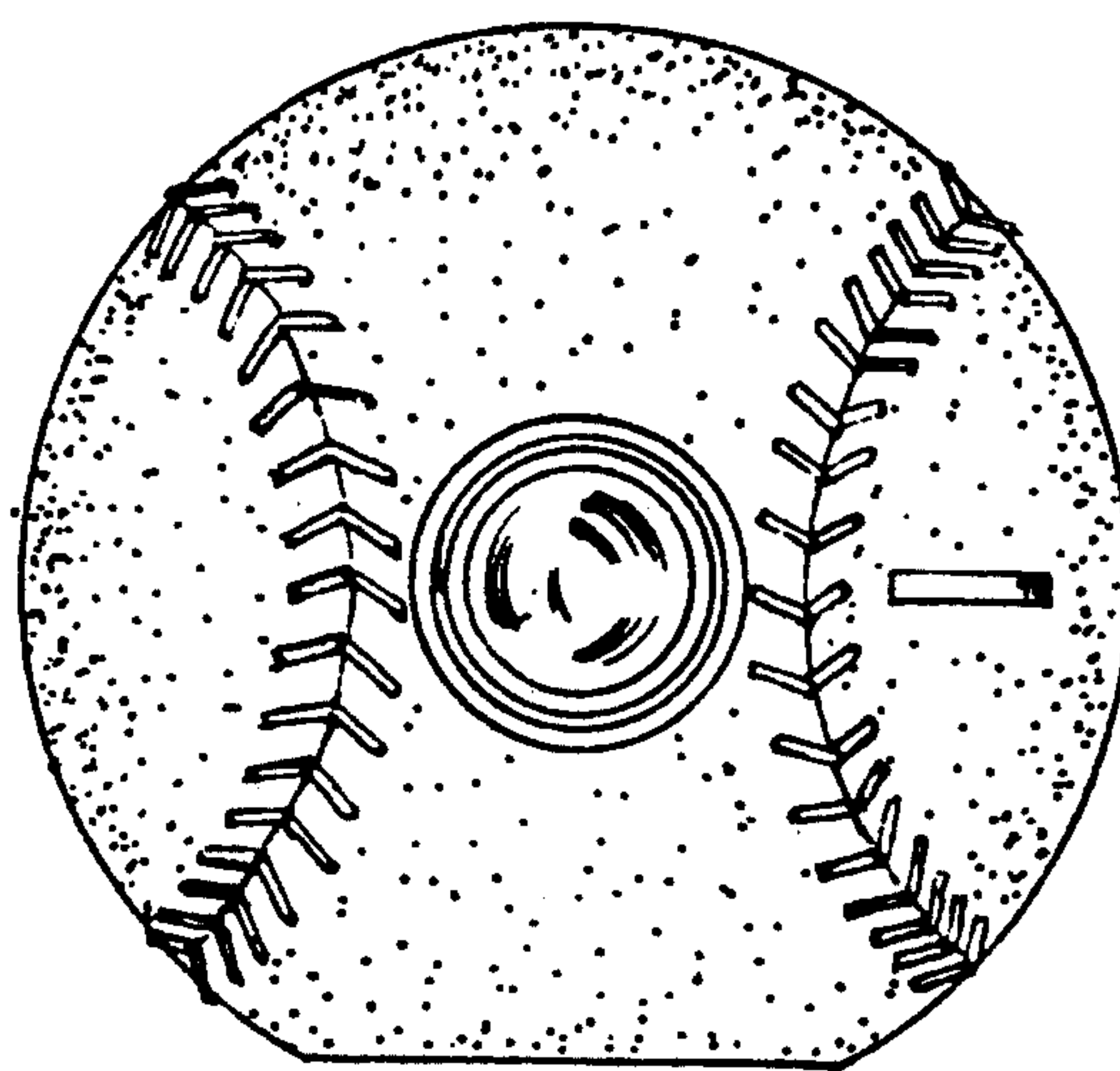


FIG. 5