



US00D329535S

# United States Patent [19] Greene

[11] Patent Number: **Des. 329,535**  
[45] Date of Patent: **\*\* Sep. 22, 1992**

[54] **SHOE OUTSOLE**  
[75] Inventor: **Pamela S. Greene, Portland, Oreg.**  
[73] Assignees: **Nike, Inc.; Nike International Ltd., Beaverton, Oreg.**  
[\*\*] Term: **14 Years**  
[21] Appl. No.: **806,413**  
[22] Filed: **Dec. 13, 1991**  
[52] U.S. Cl. .... **D2/320**  
[58] Field of Search ..... **D2/264, 265, 274, 311, D2/317-322; 36/25 R, 28, 29, 32 R, 59 R, 59 C, 114, 132, 136**

1,988,784 1/1935 Carrier .  
4,785,557 11/1988 Kelley et al. .... 36/32 R

*Primary Examiner*—Louis S. Zarfes  
*Attorney, Agent, or Firm*—Banner, Birch, McKie & Beckett

### [57] CLAIM

The ornamental design for a shoe outsole, as shown and described.

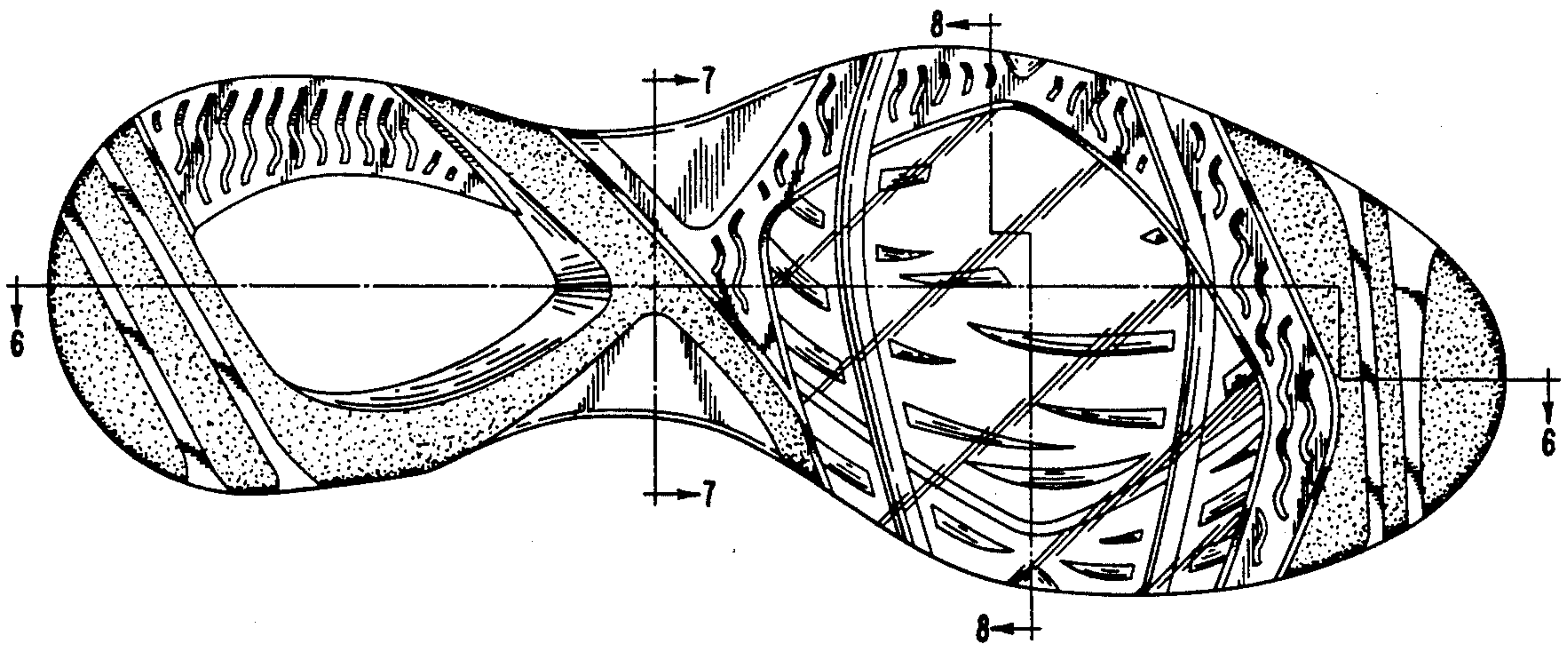
### DESCRIPTION

FIG. 1 is a bottom plan view of a shoe outsole showing my new design;  
FIG. 2 is a left side elevational view;  
FIG. 3 is a right side elevational view;  
FIG. 4 is a front elevational view;  
FIG. 5 is a rear elevational view;  
FIG. 6 is a longitudinal sectional view taken along line 6-6 of FIG. 1;  
FIG. 7 is a transverse sectional view taken along line 7-7 of FIG. 1; and,  
FIG. 8 is a transverse sectional view taken along line 8-8 of FIG. 1.  
The broken line showing of a shoe upper and sole periphery FIGS. 2-5 is for illustrative purposes only and forms no part of the claimed design.

### [56] References Cited

#### U.S. PATENT DOCUMENTS

D. 189,234	11/1960	Crane .	
D. 203,530	1/1966	Duckert .....	D2/320
D. 266,371	10/1982	Stubblefield .....	D2/320
D. 267,288	12/1982	Davis .	
D. 267,366	12/1982	Davis .	
D. 291,147	8/1987	Kelley et al. .	
D. 294,423	3/1988	Zuidema et al. .	
D. 302,901	8/1989	Mitsui .....	D2/320
D. 303,039	8/1989	Kelley et al. ....	D2/320
D. 313,113	12/1990	Aveni .....	D2/320



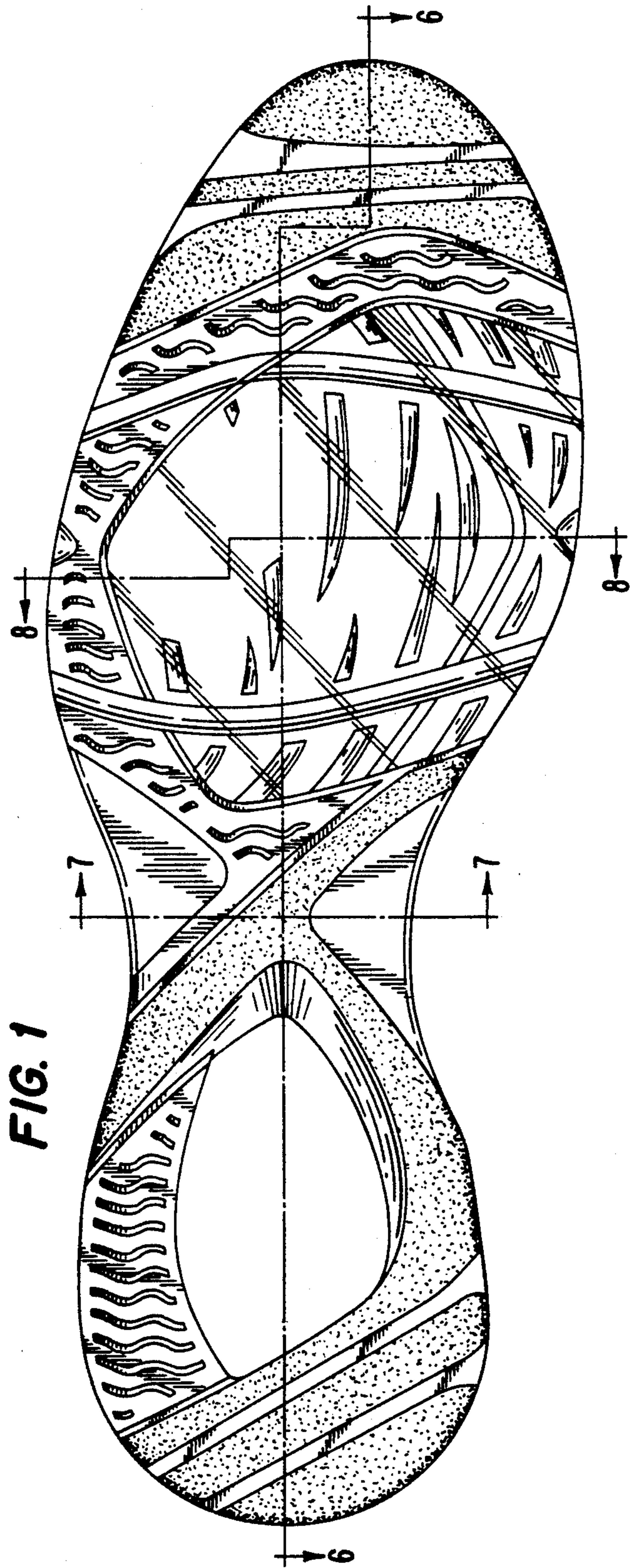


FIG. 6



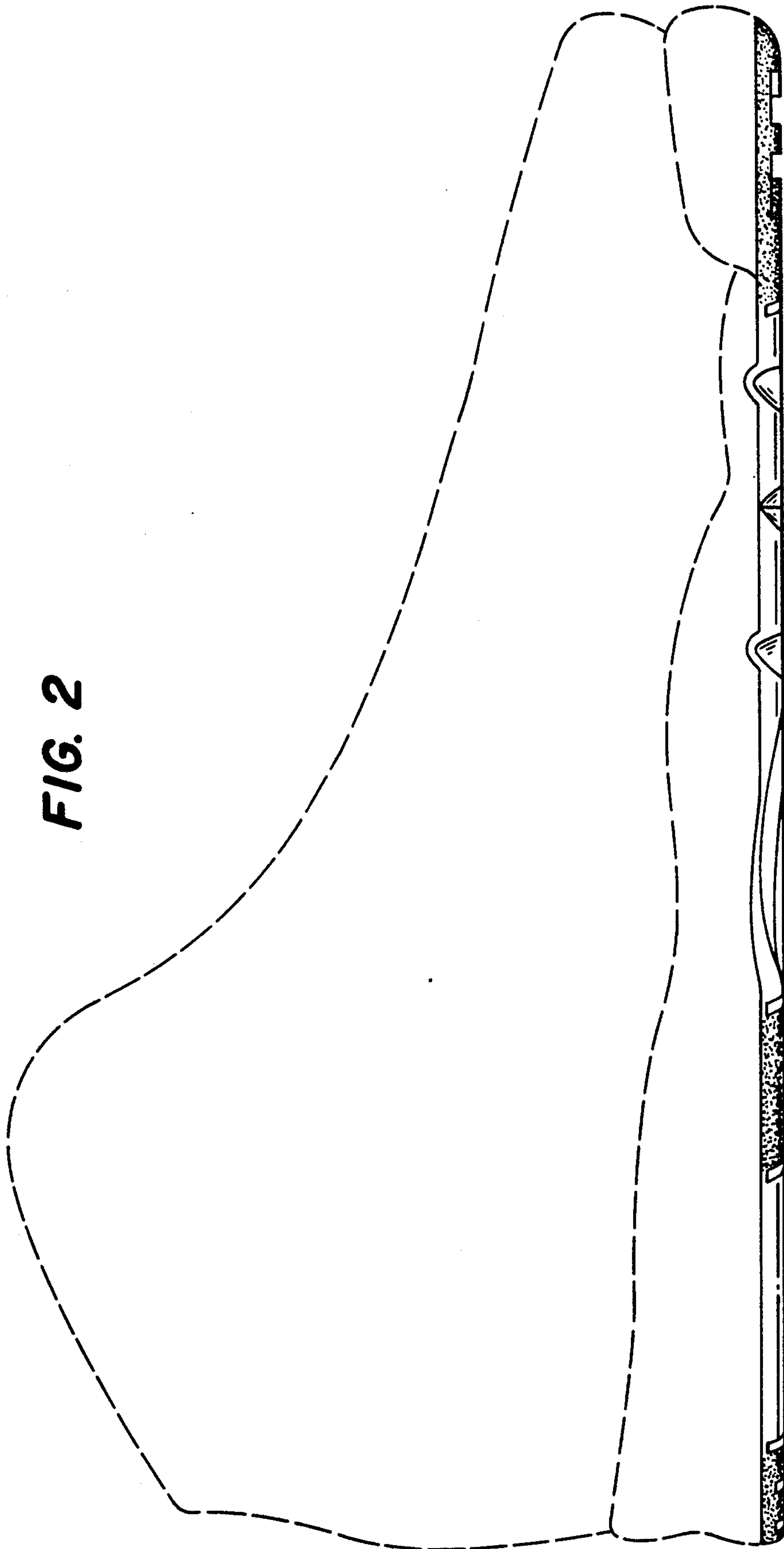
FIG. 7



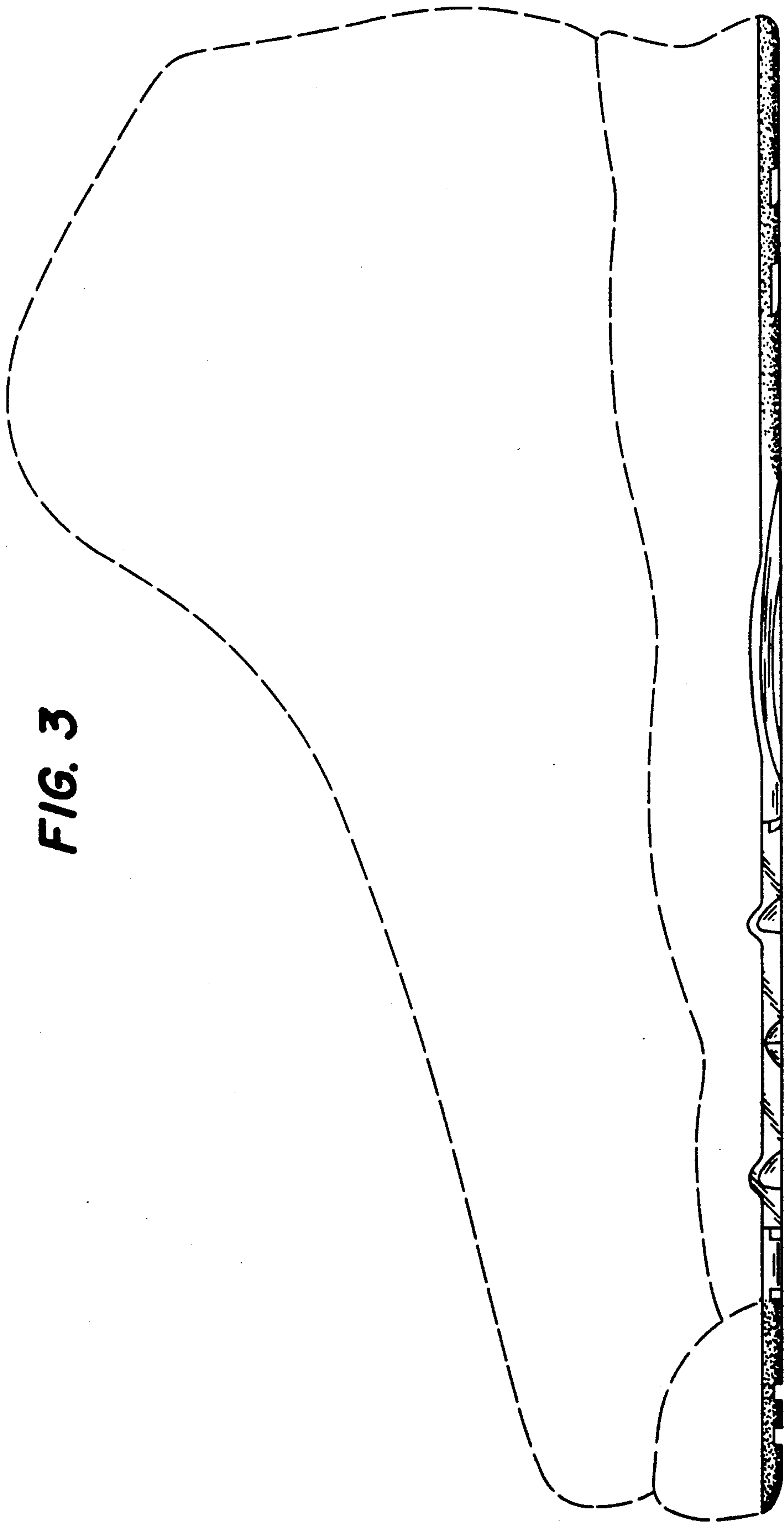
FIG. 8



FIG. 2

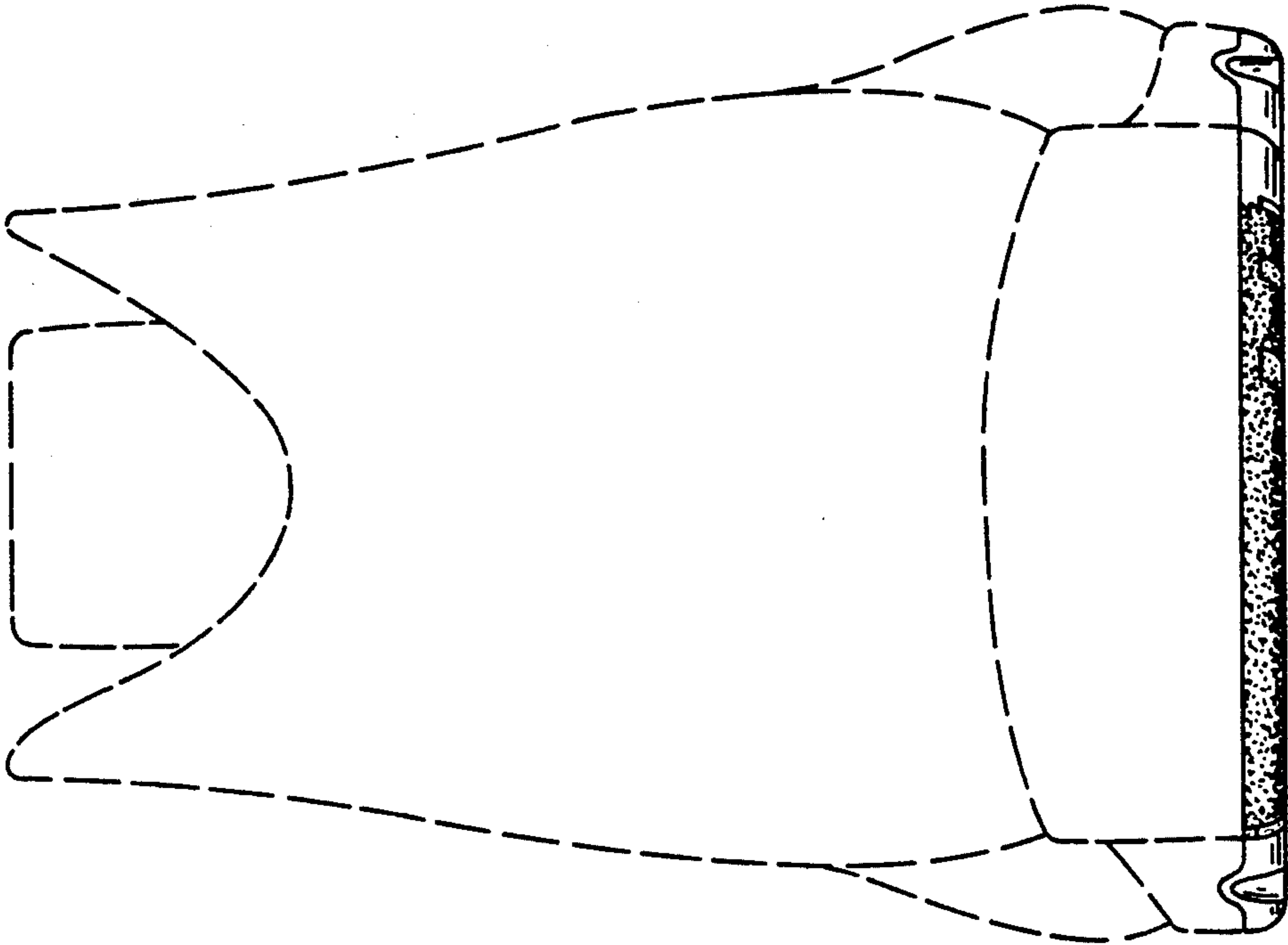






**FIG. 3**

**FIG. 5**



**FIG. 4**

