



US00D329533S

# United States Patent [19] Hatfield

[11] Patent Number: **Des. 329,533**  
[45] Date of Patent: **\*\* Sep. 22, 1992**

[54] **SHOE SOLE BOTTOM**  
[75] Inventor: **Tinker L. Hatfield, Portland, Oreg.**  
[73] Assignees: **Nike, Inc., Beaverton, Oreg.; Nike International Ltd., Bermuda**  
[\*\*] Term: **14 Years**  
[21] Appl. No.: **607,654**  
[22] Filed: **Oct. 31, 1990**

D. 296,150 6/1988 Diaz ..... D2/320  
D. 296,724 7/1988 Peterson ..... D2/320  
D. 297,885 10/1988 Tong ..... D2/320  
D. 299,681 2/1989 Miller et al. .... D2/320  
D. 305,955 2/1990 Hase ..... D2/320  
2,853,809 9/1958 Bianchi ..... D2/320 X  
4,327,503 5/1982 Johnson ..... 36/32 R  
4,378,643 4/1983 Johnson ..... 36/32 R  
4,439,936 4/1984 Clarke et al. .... 36/32 R  
4,562,651 1/1986 Frederick et al. .... 36/102  
4,624,062 11/1986 Autry ..... 36/114

### Related U.S. Application Data

[62] Division of Ser. No. 431,138, Nov. 3, 1989, Pat. No. Des. 311,810.  
[52] U.S. Cl. .... **D2/320**  
[58] Field of Search ..... D2/264, 265, 274, 308-314, D2/317-322; 36/25 R, 28, 29, 30 R, 32 R, 43, 59 R, 59 C, 102-106, 112-116, 132, 136

### OTHER PUBLICATIONS

Footwear News, Oct. 6, 1985, p. 24.  
Footwear News Super Show Report, Feb. 8, 1988.  
Fall 1987 Nike Footwear Catalog, published Jan. 1987, pp. 4, 6, 8, 10, 50, 52 and 54.  
Fall 1988 Nike Footwear catalog, published Jan. 1988, pp. 4, 6, 8, 10, 16, 18, 24, 26, 28, 30, 36, 38, 40, 48, 50, 60, 62, 64, 66 and 68.

### [56] References Cited

#### U.S. PATENT DOCUMENTS

D. 255,176 6/1980 Fuzita ..... D2/320  
D. 255,177 6/1980 Fuzita ..... D2/320  
D. 255,178 6/1980 Fuzita ..... D2/320  
D. 257,075 9/1980 Amkone et al. .... D2/320  
D. 259,150 5/1981 Cesare et al. .... D2/320  
D. 262,327 12/1981 Foster ..... D2/320  
D. 265,017 6/1982 Vermonet ..... D2/320  
D. 265,019 6/1982 Vermonet ..... D2/320  
D. 273,246 4/1984 Tonkel ..... D2/320  
D. 286,342 10/1986 Stubblefield ..... D2/320  
D. 287,304 12/1986 Peterson et al. .... D2/320  
D. 287,784 1/1987 Tong et al. .... D2/320  
D. 288,027 2/1987 Tonkel ..... D2/320  
D. 288,028 2/1987 Chassaner ..... D2/320  
D. 290,423 6/1987 Peterson ..... D2/318  
D. 290,781 7/1987 Gruber ..... D2/320  
D. 291,146 8/1987 Selbiger ..... D2/320  
D. 291,147 8/1987 Kelley et al. .... D2/320

Primary Examiner—Louis S. Zarfaz  
Attorney, Agent, or Firm—Banner, Birch, McKie & Beckett

### [57] CLAIM

The ornamental design for a shoe sole bottom, as shown and described.

### DESCRIPTION

FIG. 1 is a bottom plan view of a shoe sole bottom showing my new design;  
FIG. 2 is a side elevational view of one side of the shoe sole bottom shown in FIG. 1;  
FIG. 3 is a side elevational view of the other side of the shoe sole bottom shown in FIG. 1;  
FIG. 4 is a front elevational view of the shoe sole bottom shown in FIG. 1; and,  
FIG. 5 is a rear elevational view of the shoe sole bottom shown in FIG. 1.

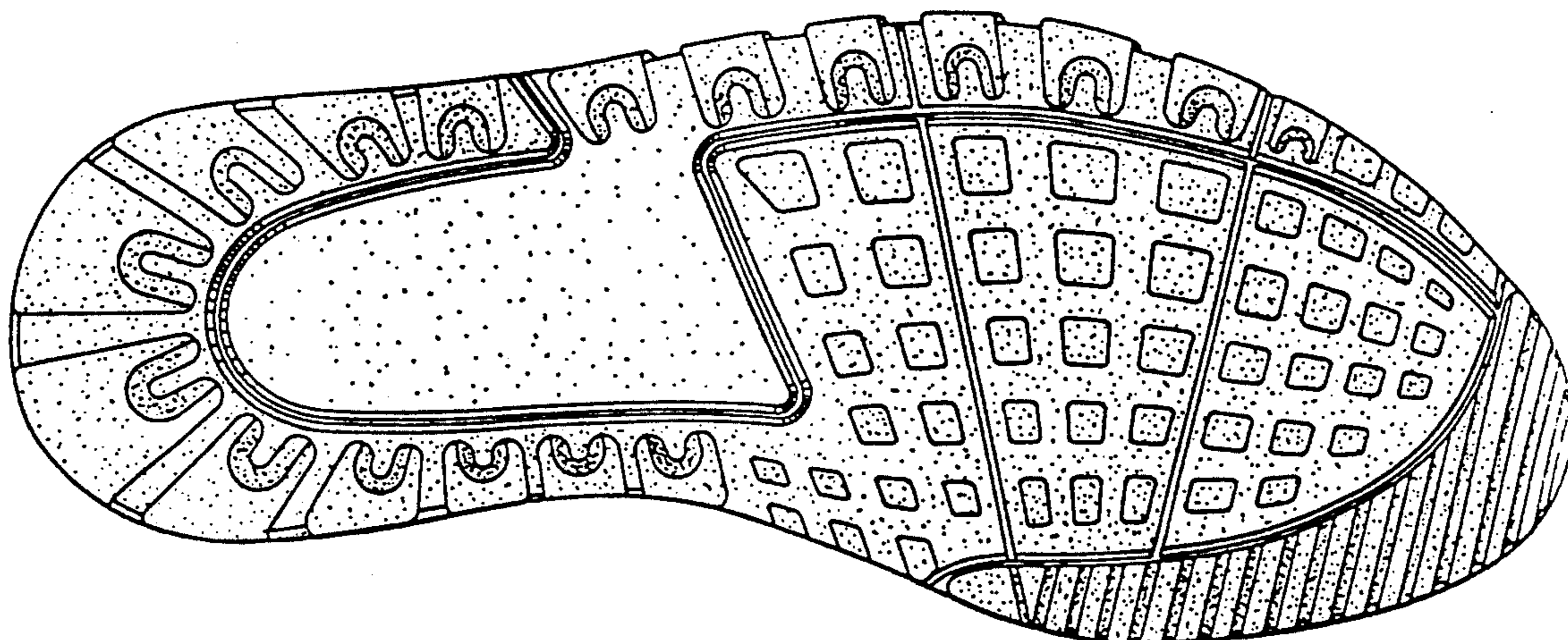


FIG. 1.

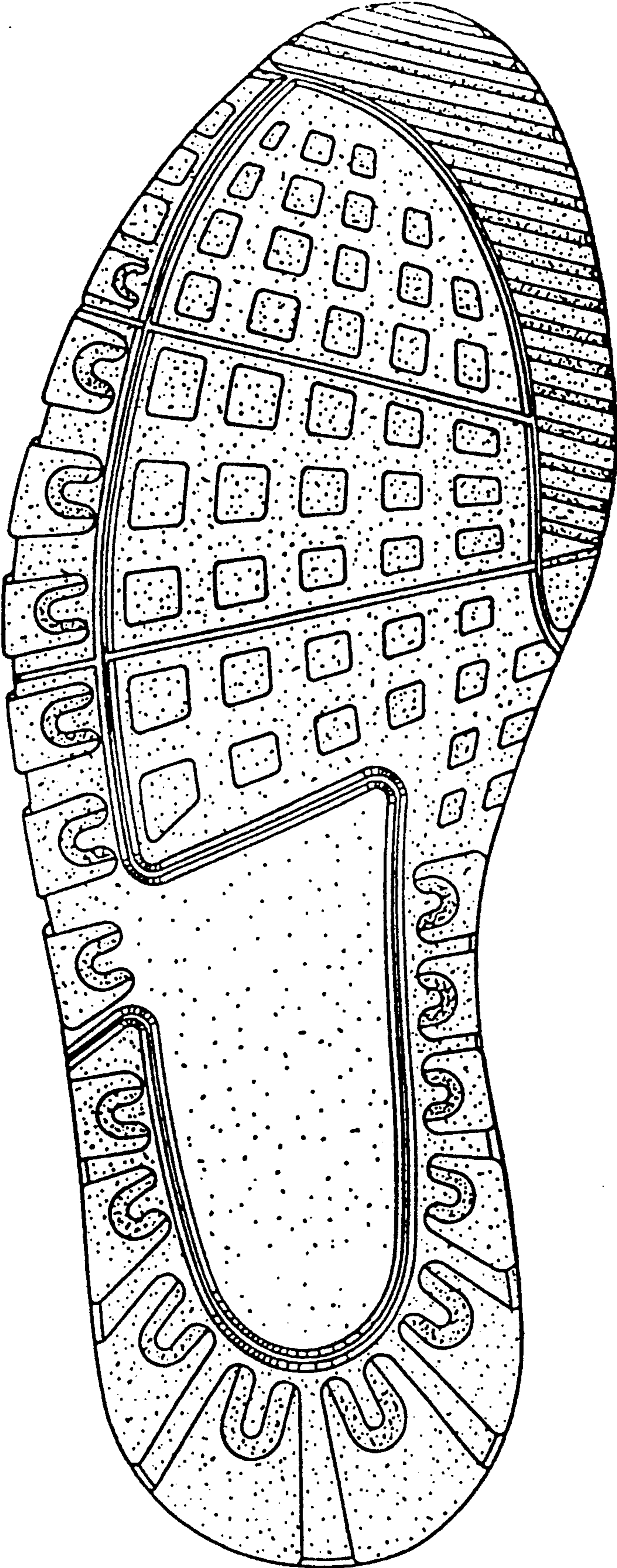


FIG. 2.

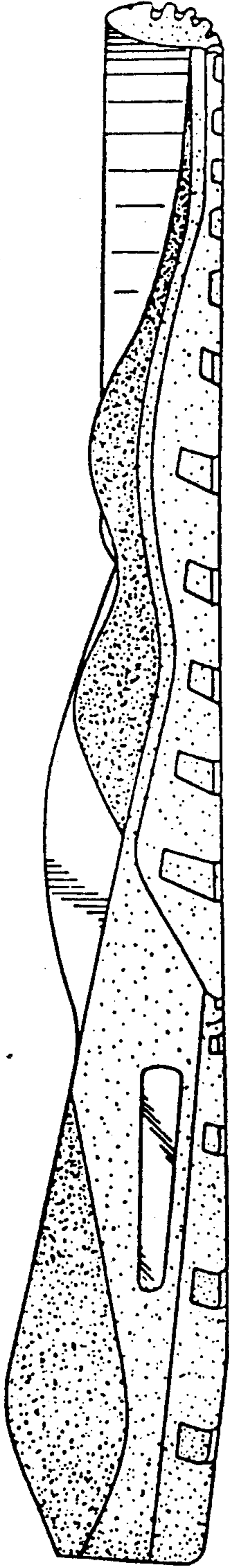


FIG. 3.

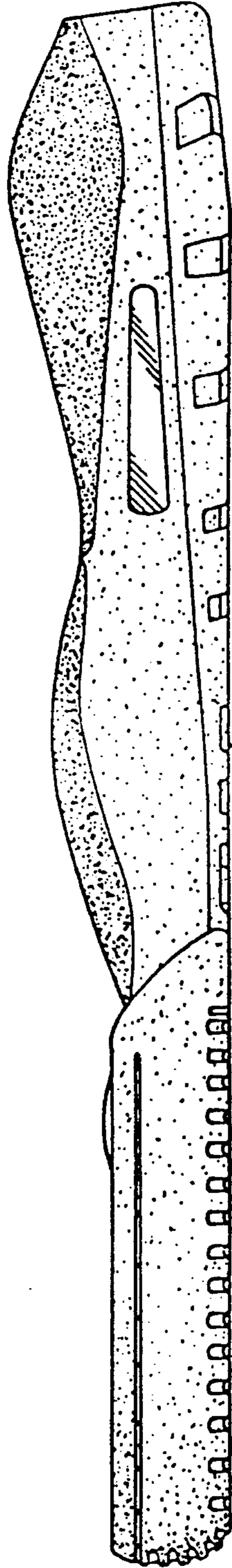


FIG. 4.

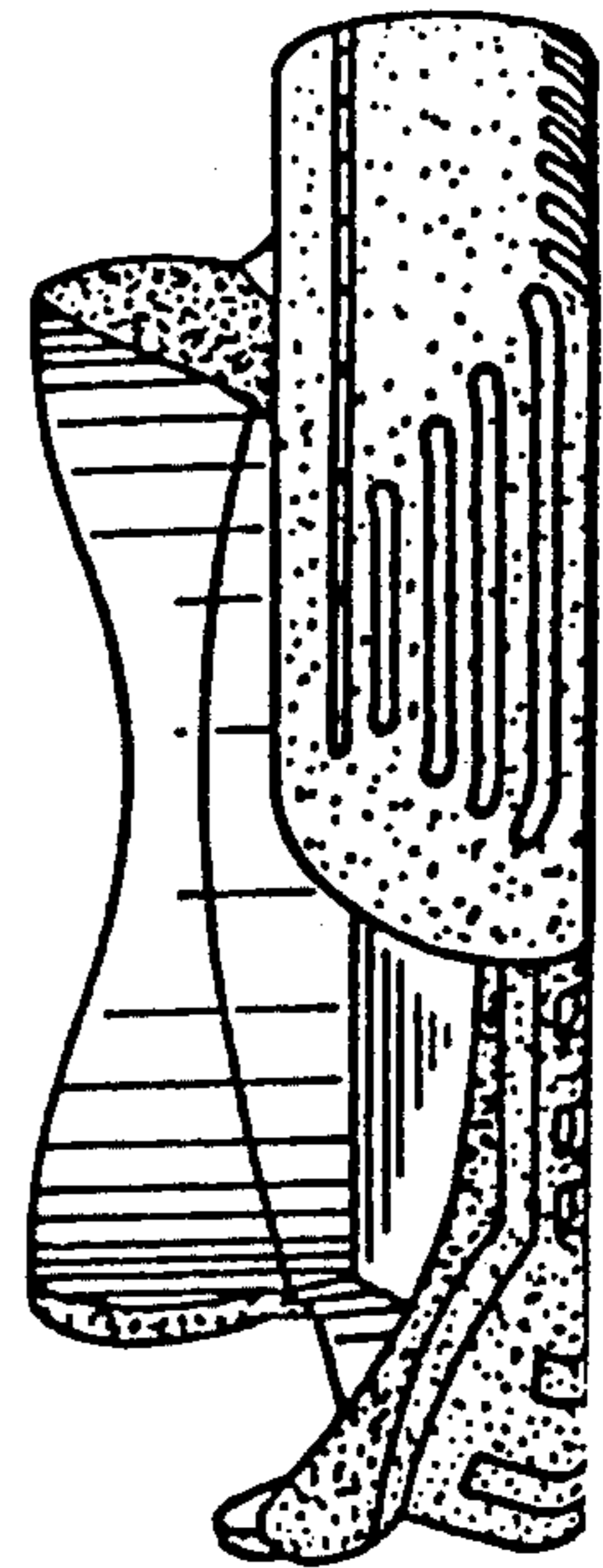


FIG. 5.

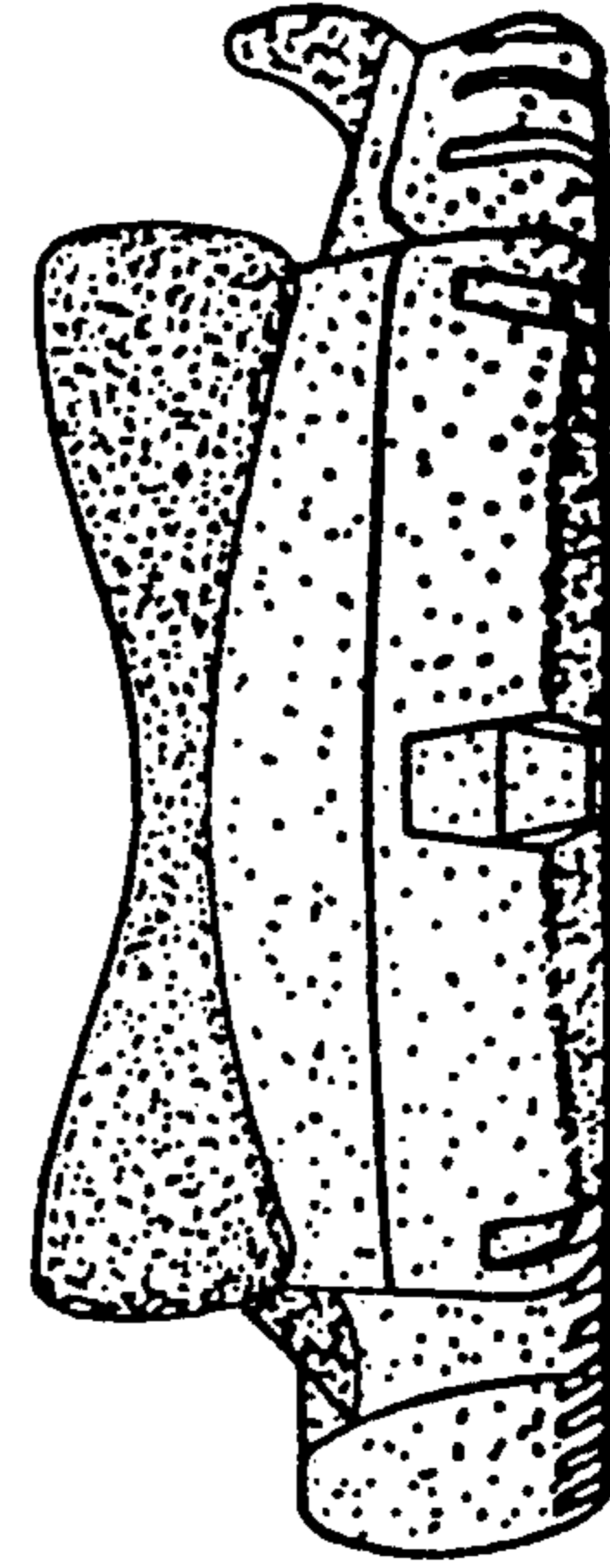


FIG. 6.

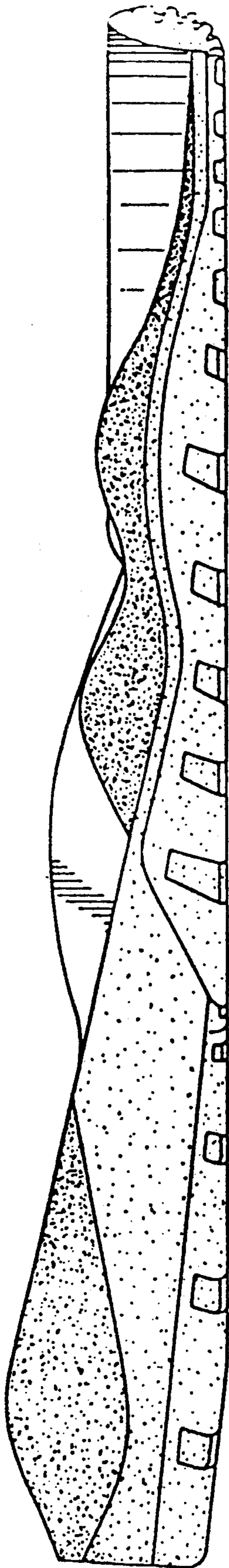
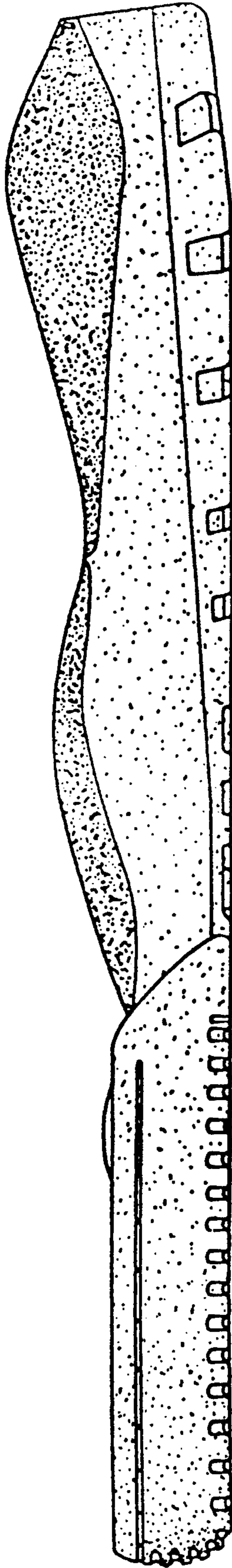


FIG. 7.



UNITED STATES PATENT AND TRADEMARK OFFICE  
**CERTIFICATE OF CORRECTION**

Page 1 of 3

**PATENT NO.** : Des 329,533

**DATED** : September 22, 1992

**INVENTOR(S)** : Tinker Linn Hatfield

It is certified that error appears in the above-identified patent and that said Letters Patent is hereby corrected as shown below:

The title page showing the illustrative figure should be deleted and substitute therefor the attached title page.

Figures 1-5 should be deleted to be replaced with the attached Figs. 1-5

Signed and Sealed this  
Ninth Day of November, 1993



BRUCE LEHMAN

Commissioner of Patents and Trademarks

Attest:

Attesting Officer

**United States Patent** [19]

**Hatfield**

[11] **Patent Number: Des. 329,533**

[45] **Date of Patent: \*\* Sep. 22, 1992**

[54] **SHOE SOLE BOTTOM**

[75] **Inventor: Tinker L. Hatfield, Portland, Oreg.**

[73] **Assignees: Nike, Inc., Beaverton, Oreg.; Nike International Ltd., Bermuda**

[\*\*] **Term: 14 Years**

[21] **Appl. No.: 607,654**

[22] **Filed: Oct. 31, 1990**

**Related U.S. Application Data**

[62] **Division of Ser. No. 431,138, Nov. 3, 1989, Pat. No. Des: 311,810.**

[52] **U.S. Cl. .... D2/320**

[58] **Field of Search ..... D2/264, 265, 274, 308-314, D2/317-322: 36/25 R, 28, 29, 30 R, 32 R, 43, 59 R, 59 C, 102-106, 112-116, 132, 136**

**References Cited**

**U.S. PATENT DOCUMENTS**

D. 255.176	6/1980	Fuzita .....	D2/320
D. 255.177	6/1980	Fuzita .....	D2/320
D. 255.178	6/1980	Fuzita .....	D2/320
D. 257.075	9/1980	Amkone et al. ....	D2/320
D. 259.150	5/1981	Cesare et al. ....	D2/320
D. 262.327	12/1981	Foster .....	D2/320
D. 265.017	6/1982	Vermonet .....	D2/320
D. 265.019	6/1982	Vermonet .....	D2/320
D. 273.246	4/1984	Tonkel .....	D2/320
D. 286.342	10/1986	Stubblefield .....	D2/320
D. 287.304	12/1986	Peterson et al. ....	D2/320
D. 287.784	1/1987	Tong et al. ....	D2/320
D. 288.027	2/1987	Tonkel .....	D2/320
D. 288.028	2/1987	Chassaner .....	D2/320
D. 290.423	6/1987	Peterson .....	D2/318
D. 290.781	7/1987	Gruber .....	D2/320
D. 291.146	8/1987	Selbiger .....	D2/320
D. 291.147	8/1987	Kelley et al. ....	D2/320

D. 296.150	6/1988	Diaz .....	D2/320
D. 296.724	7/1988	Peterson .....	D2/320
D. 297.885	10/1988	Tong .....	D2/320
D. 299.681	2/1989	Miller et al. ....	D2/320
D. 305.955	2/1990	Hase .....	D2/320
2,853,809	9/1958	Bianchi .....	D2/320 X
4,327,503	5/1982	Johnson .....	36/32 R
4,378,643	4/1983	Johnson .....	36/32 R
4,439,936	4/1984	Clarke et al. ....	36/32 R
4,562,651	1/1986	Frederick et al. ....	36/102
4,624,062	11/1986	Autry .....	36/114

**OTHER PUBLICATIONS**

Footwear News, Oct. 6, 1985, p. 24.

Footwear News Super Show Report, Feb. 8, 1988.

Fall 1987 Nike Footwear Catalog, published Jan. 1987, pp. 4, 6, 8, 10, 50, 52 and 54.

Fall 1988 Nike Footwear catalog, published Jan. 1988, pp. 4, 6, 8, 10, 16, 18, 24, 26, 28, 30, 36, 38, 40, 48, 50, 60, 62, 64, 66 and 68.

*Primary Examiner*—Louis S. Zarfes

*Attorney, Agent, or Firm*—Banner, Birch, McKie & Beckett

[57] **CLAIM**

The ornamental design for a shoe sole bottom, as shown and described.

**DESCRIPTION**

FIG. 1 is a bottom plan view of a shoe sole bottom showing my new design;

FIG. 2 is a side elevational view of one side of the shoe sole bottom shown in FIG. 1;

FIG. 3 is a side elevational view of the other side of the shoe sole bottom shown in FIG. 1;

FIG. 4 is a front elevational view of the shoe sole bottom shown in FIG. 1; and,

FIG. 5 is a rear elevational view of the shoe sole bottom shown in FIG. 1.

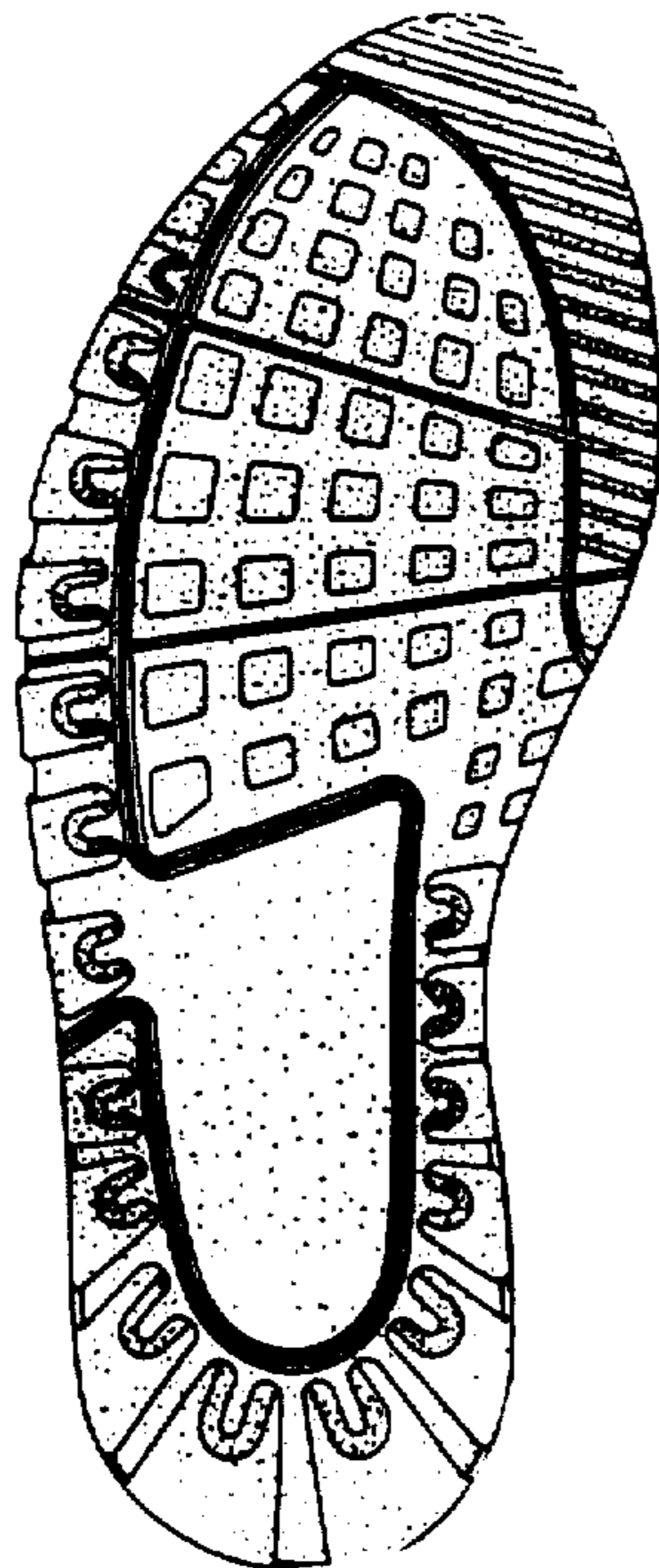


FIG. 1

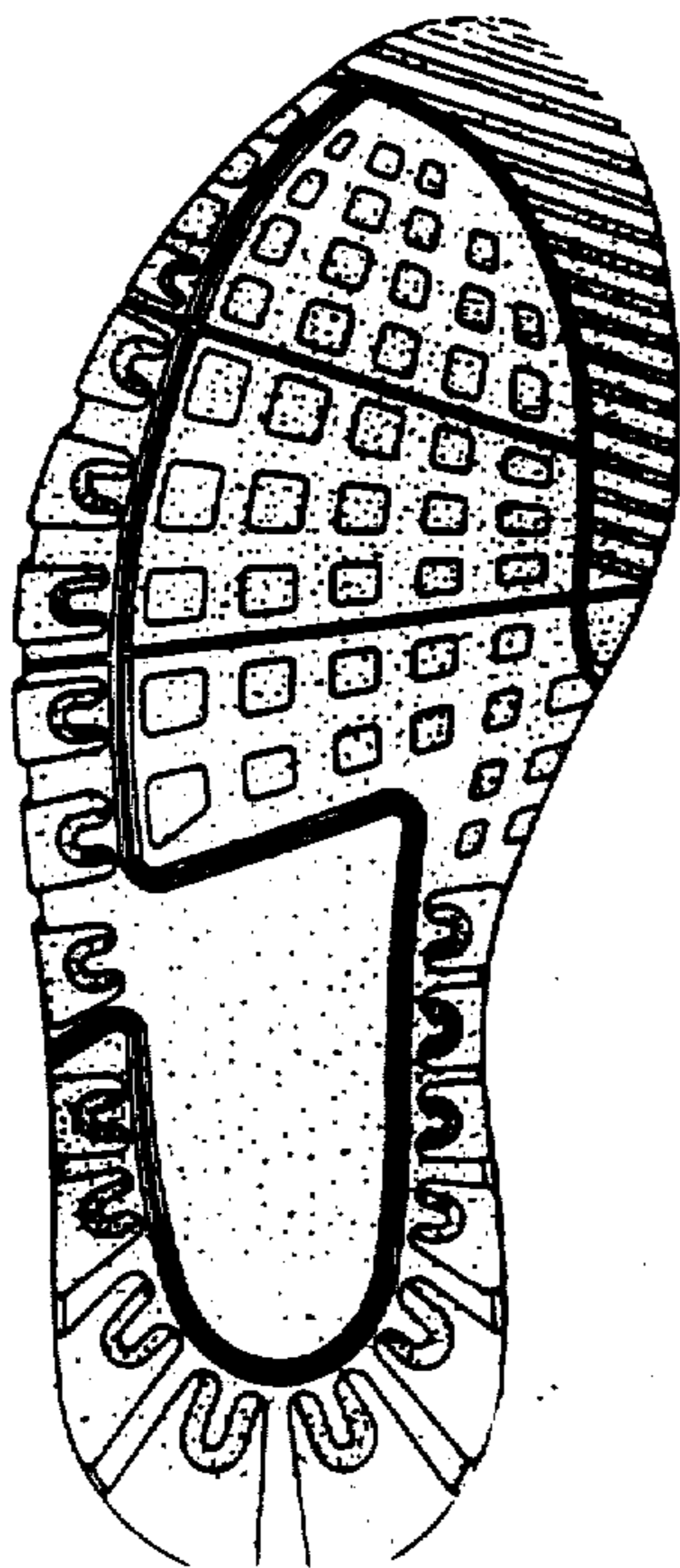


FIG. 2

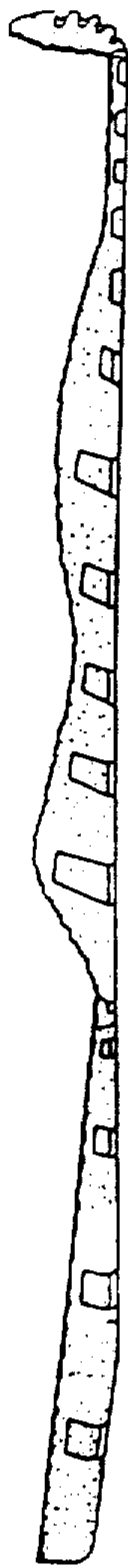


FIG. 3




FIG. 4



FIG. 5

