



US00D329532S

United States Patent [19]
Greene

[11] **Patent Number: Des. 329,532**
[45] **Date of Patent: ** Sep. 22, 1992**

[54] **SHOE MIDSOLE**

[75] **Inventor: Pamela S. Greene, Portland, Oreg.**
[73] **Assignees: Nike, Inc.; Nike International Ltd., Beaverton, Oreg.**

[**] **Term: 14 Years**

[21] **Appl. No.: 806,414**

[22] **Filed: Dec. 13, 1991**

[52] **U.S. Cl. D2/318; D2/314**

[58] **Field of Search D2/264, 265, 279, 308-314, D2/317-322; 36/25 R, 28, 29, 43, 44, 59 R, 45, 83, 84, 112-114, 132, 136**

[56] **References Cited**

U.S. PATENT DOCUMENTS

- D. 321,585 11/1991 Rogers D2/314
- D. 321,776 11/1991 Hatfield D2/314
- D. 322,711 12/1991 Hatfield D2/314
- D. 323,059 1/1992 Hatfield D2/320

Primary Examiner—Louis S. Zarfes
Attorney, Agent, or Firm—Banner, Birch, McKie & Beckett

[57] **CLAIM**

The ornamental design for a shoe midsole, as shown and described.

DESCRIPTION

FIG. 1 is a right side elevational view of a shoe midsole showing my new design;
 FIG. 2 is a left side elevational view of the shoe midsole of FIG. 1;
 FIG. 3 is a front elevational view of the shoe midsole of FIG. 1;
 FIG. 4 is a rear elevational view of the shoe midsole of FIG. 1;
 FIG. 5 is a bottom plan view of the shoe midsole of FIG. 1;
 FIG. 6 is a sectional view taken along line 6—6 of FIG. 1;
 FIG. 7 is a sectional view taken along line 7—7 of FIG. 1; and,
 FIG. 8 is a sectional view taken along line 8—8 of FIG. 1;
 The broken line showing of a shoe upper and outsole is for illustrative purposes only and forms no part of the claimed design.




FIG. 1

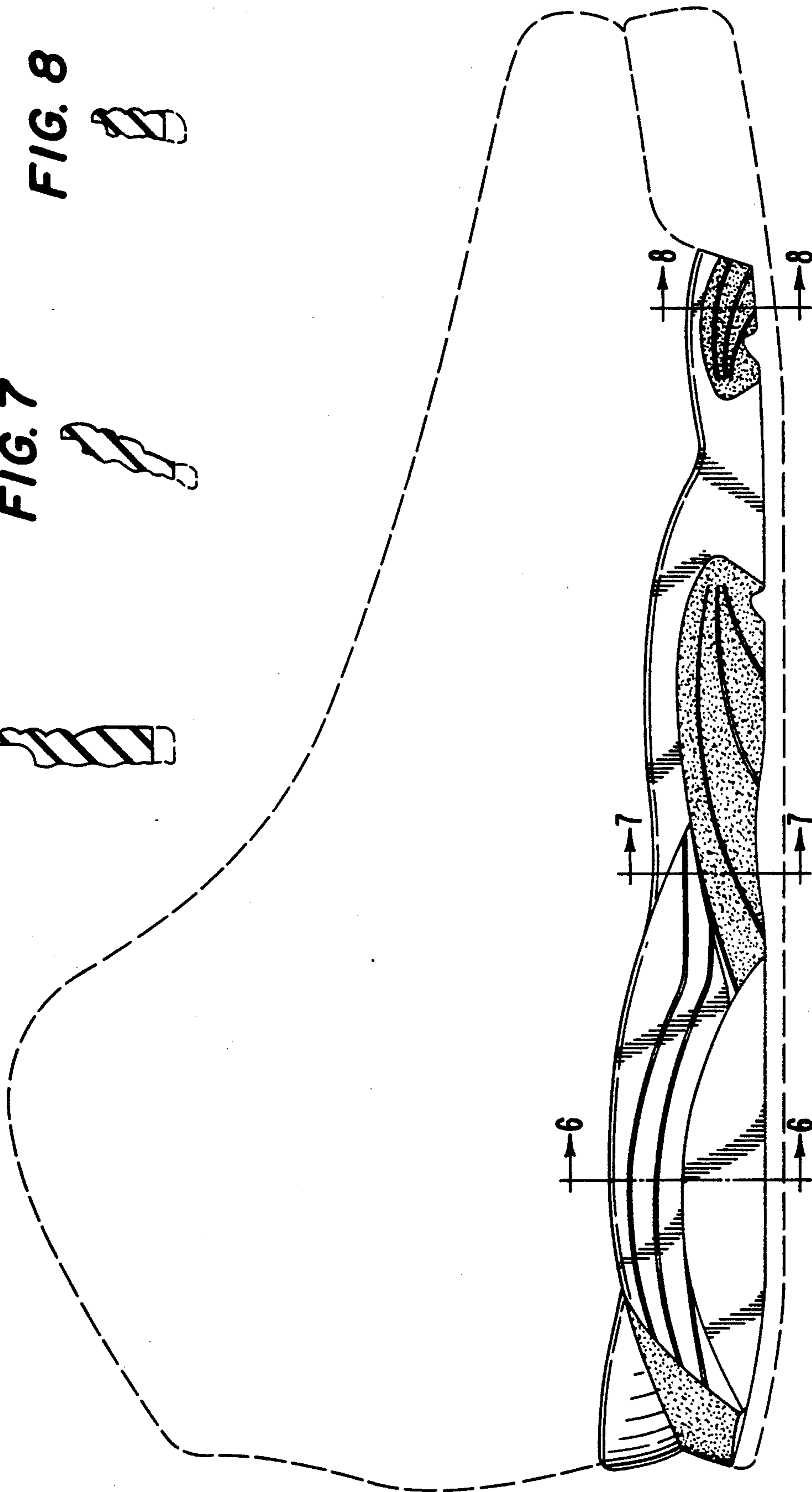
FIG. 6



FIG. 7



FIG. 8



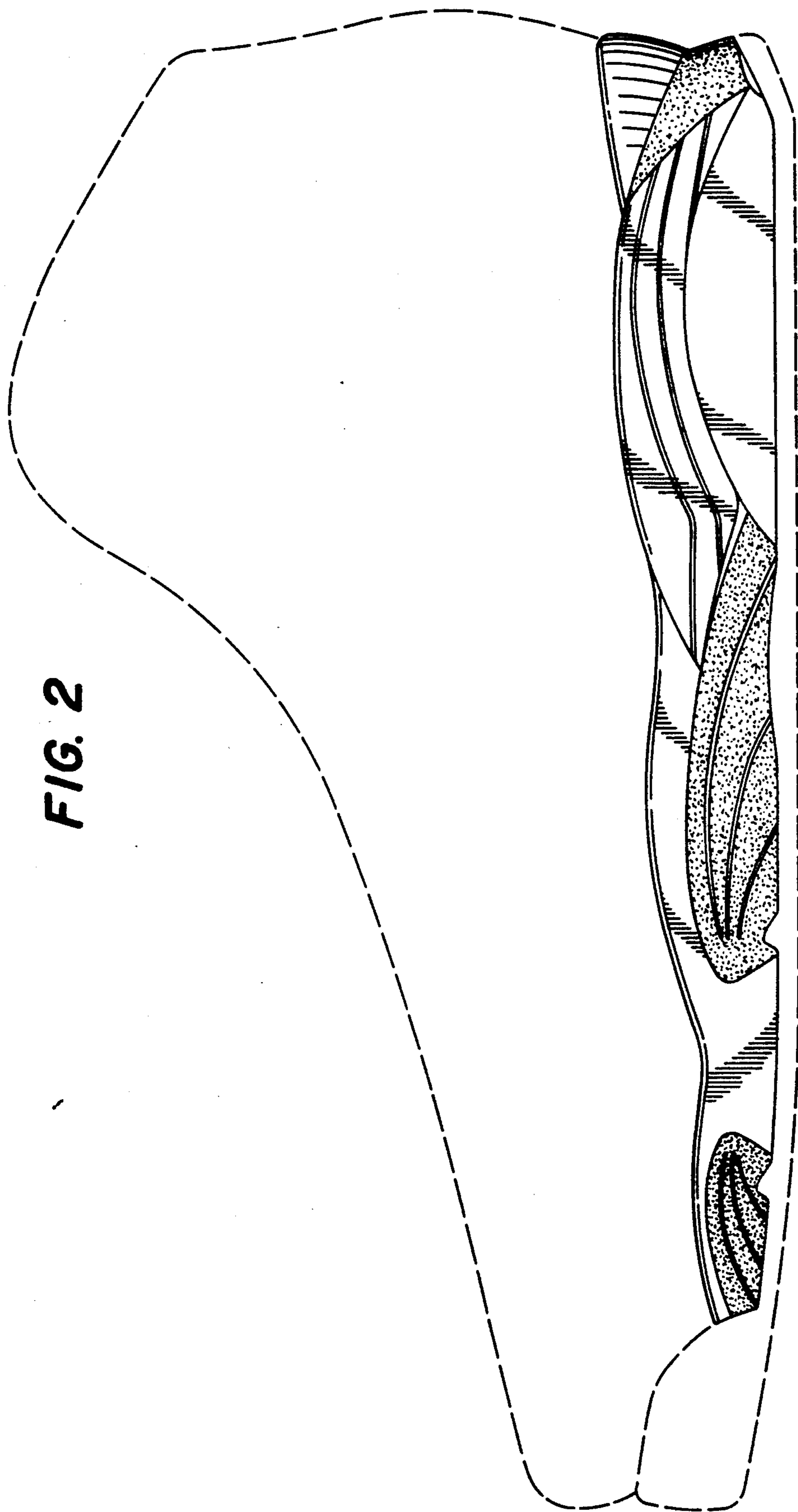


FIG. 2

FIG. 4

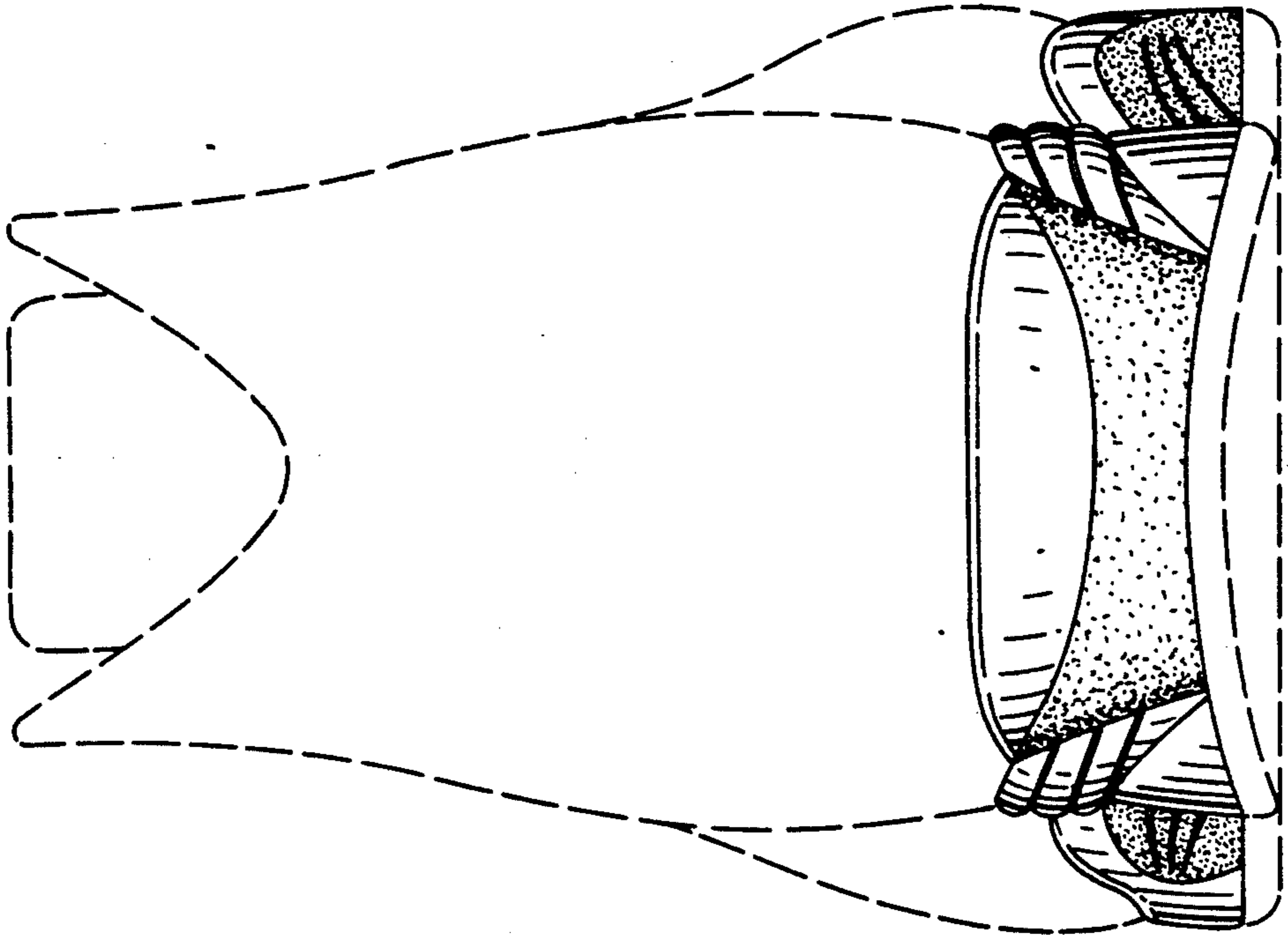


FIG. 3

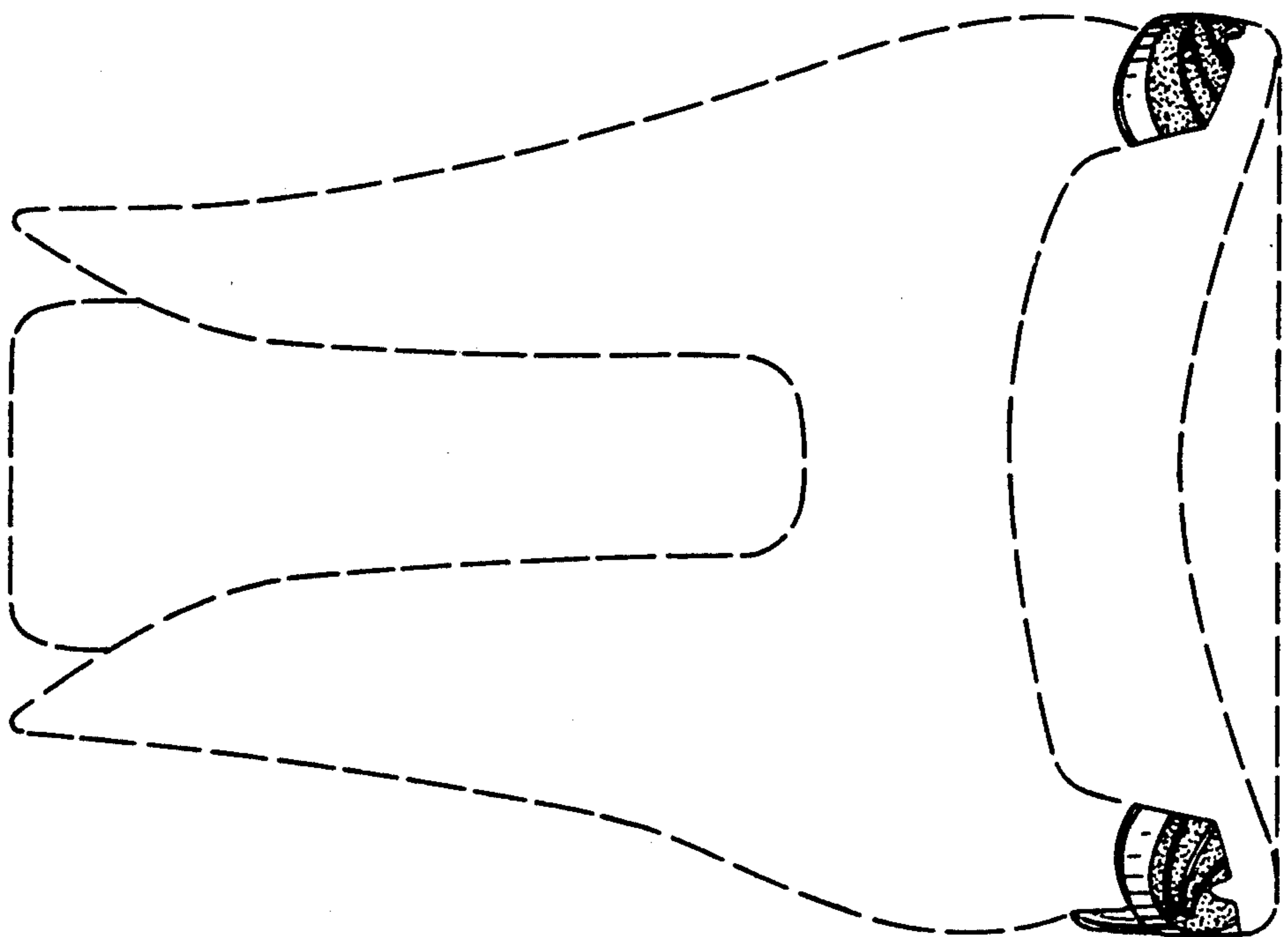


FIG. 5

