



US00D329531S

United States Patent [19]

[11] Patent Number: **Des. 329,531**

Smith

[45] Date of Patent: **** Sep. 22, 1992**

[54] **SHOE UPPER**

[75] Inventor: **Wilson W. Smith, Beaverton, Oreg.**

[73] Assignee: **Nike, Inc., Beaverton, Oreg.**

[**] Term: **14 Years**

[21] Appl. No.: **740,474**

[22] Filed: **Aug. 5, 1991**

[52] U.S. Cl. **D2/314; D2/309**

[58] Field of Search **D2/264, 265, 308-314; 36/45, 83, 84, 89, 109, 112-114, 132, 136**

[56] **References Cited**

U.S. PATENT DOCUMENTS

D. 301,389	6/1989	Miller .	
D. 307,663	5/1990	Boucher et al. .	
D. 309,824	8/1990	Aveni et al.	D2/314
D. 311,987	11/1990	McKinstry	D2/314
D. 313,498	1/1991	Aveni	D2/314
D. 316,624	5/1991	Hatfield et al,	D2/314
D. 317,075	5/1991	Hatfield et al.	D2/314
D. 317,823	7/1991	Hatfield	D3/314
D. 320,883	10/1991	Aveni	D2/314

OTHER PUBLICATIONS

Fall 1991 Nike Footwear Catalog, published Jan., 1991, p. 64.

Spring 1991 Nike Footwear Catalog, published Jun. 1990, p. 54.

Fall 1990 Nike Footwear Catalog, published Jan. 1990, pp. 134, 135, 138, 139, 56.

Spring 1990 Nike Footwear Catalog, published Jun., 1989, p. 56.

Fall 1989 Nike Footwear Catalog, published, Jan. 1989, pp. 54, 55, 50, 51.

Spring 1989 Nike Footwear Catalog, published Jun., 1988, pp. 66, 67.

Fall 1988 Nike Footwear Catalog, published Jan., 1988, pp. 126, 127.

Primary Examiner—Louis S. Zarfes
Attorney, Agent, or Firm—Banner, Birch, McKie & Beckett

[57] **CLAIM**

The oramental design for a shoe upper, as shown and described.

DESCRIPTION

FIG. 1 is a side elevational view of a shoe upper showing my new design;

FIG. 2 is a side elevational view of the other side of the shoe upper;

FIG. 3 is a front elevational view of the shoe upper;

FIG. 4 is a rear elevational view of the shoe upper; and,

FIG. 5 is a top plan view of the shoe upper.

The broken line showing the sole of the shoe is for illustrative purposes only and forms no part of the claimed design.

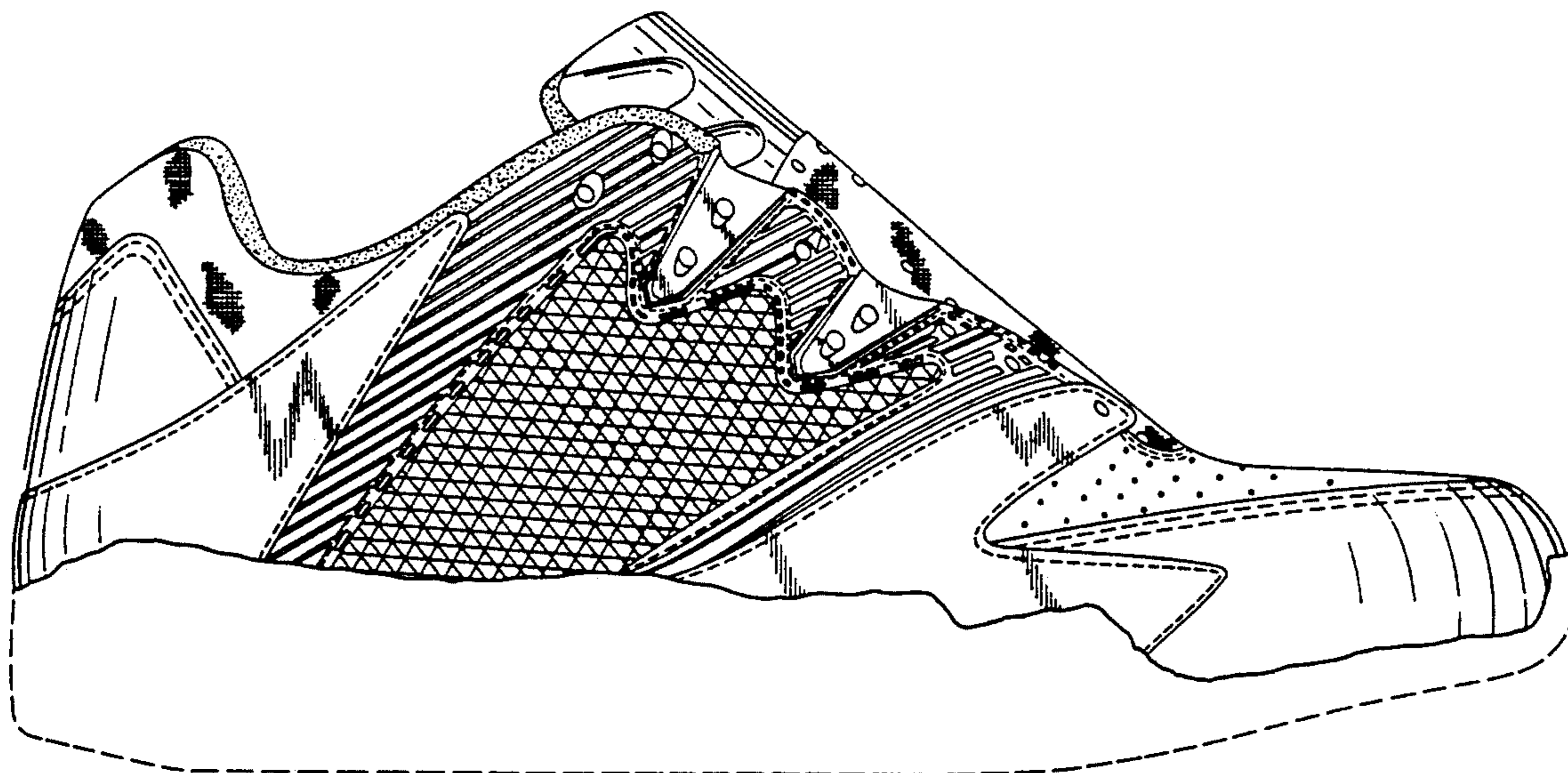
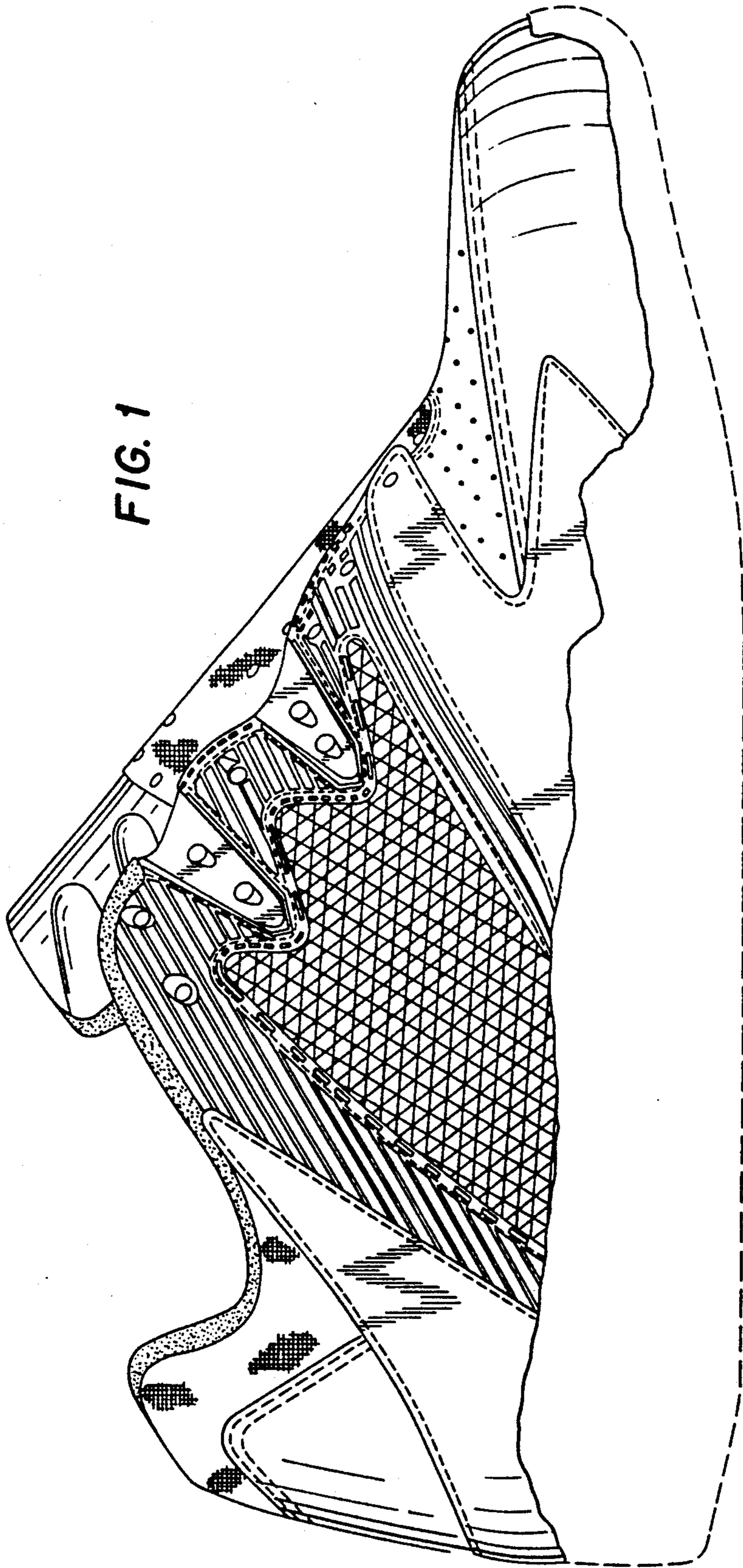


FIG. 1



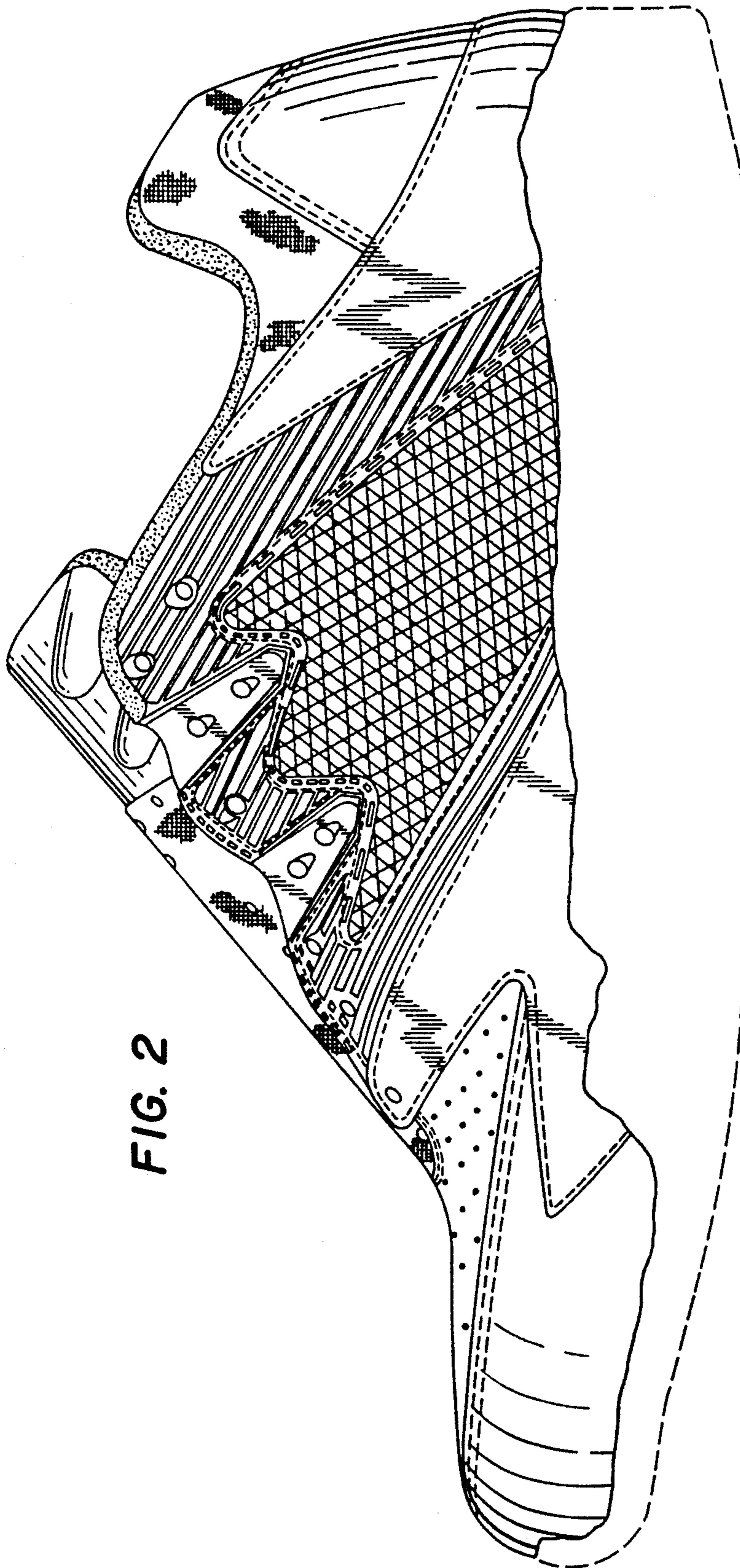


FIG. 2

FIG. 4

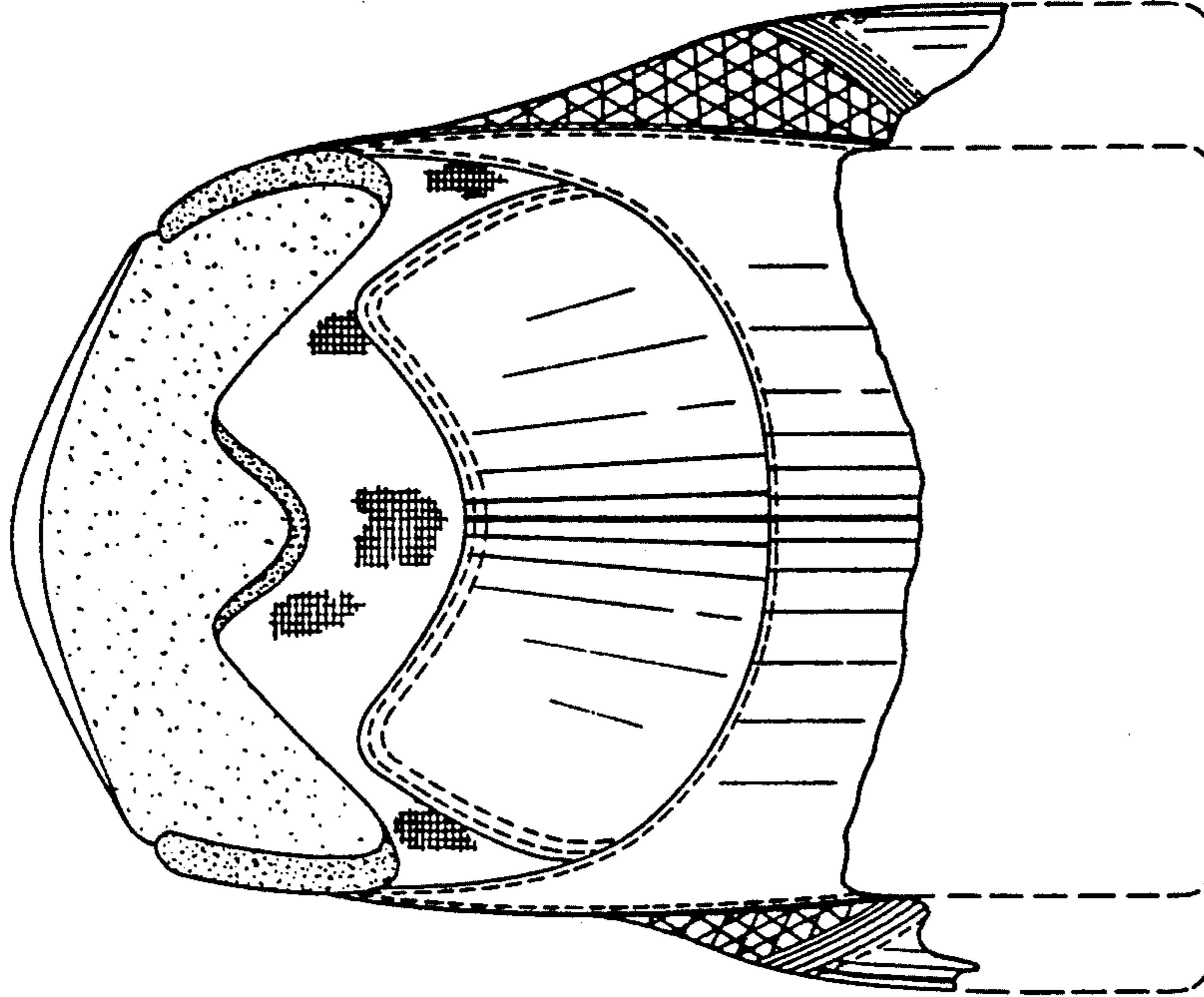


FIG. 3

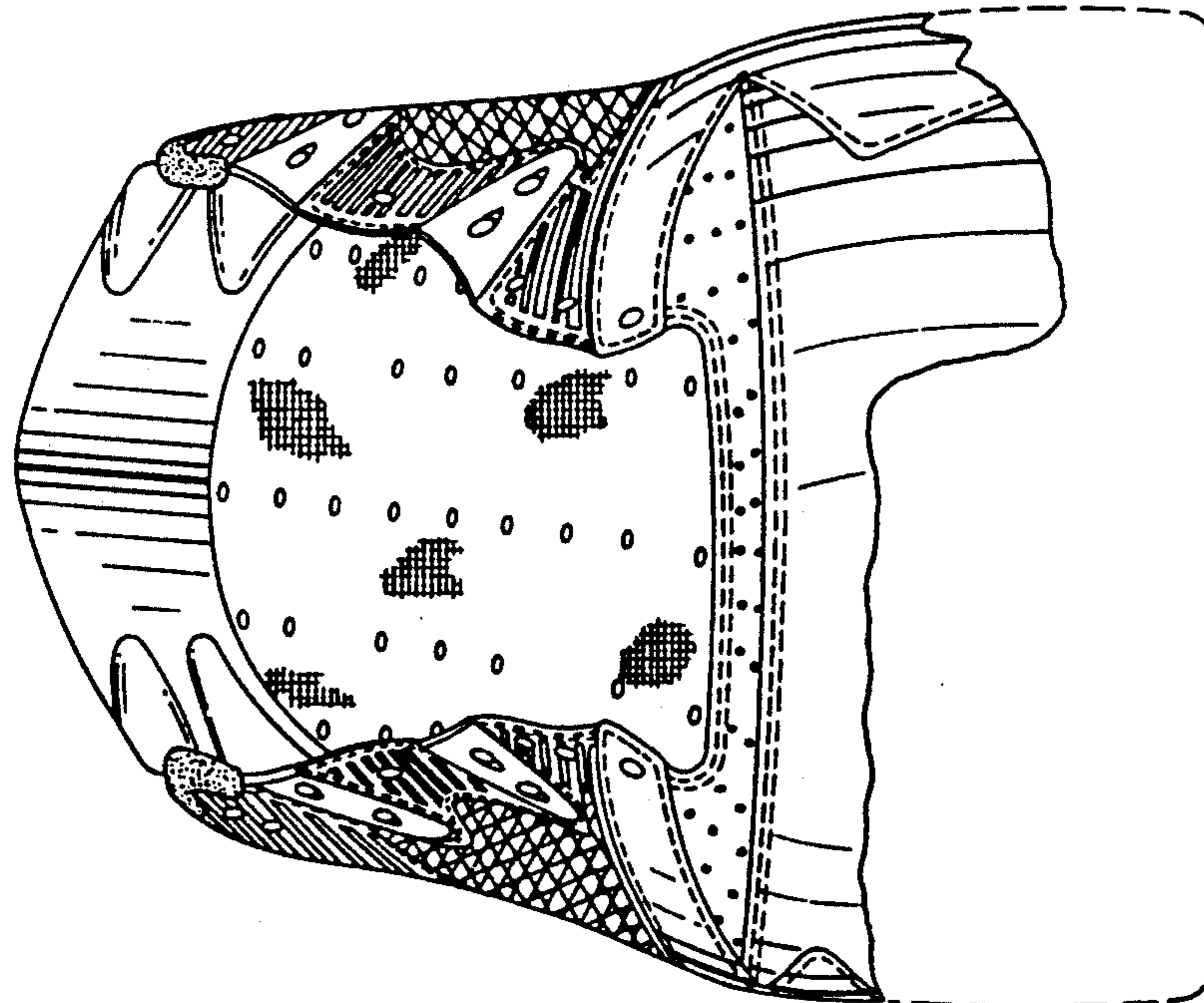


FIG. 5

