



US00D329520S

United States Patent [19]

[11] Patent Number: **Des. 329,520**

Yukimoto et al.

[45] Date of Patent: **** Sep. 15, 1992**

[54] **CURRENCY DISCRIMINATING MACHINE**

[56] **References Cited**

[75] Inventors: **Koji Yukimoto; Hiroshi Hayashi,**
both of Sakado; **Yukio Ito, Niiza,** all
of Japan

[73] Assignee: **Kabushiki Kaisha Nippon Coinco,**
Japan

[*] Notice: The portion of the term of this patent
subsequent to May 2, 2005 has been
disclaimed.

[**] Term: **14 Years**

[21] Appl. No.: **223,215**

[22] Filed: **Jul. 22, 1988**

[30] **Foreign Application Priority Data**

Feb. 3, 1988 [JP] Japan 63-3753

[52] U.S. Cl. **D99/28**

[58] Field of Search **D20/1-9;**
D15/9.1-9.3; D99/34, 35; D6/420, 432;
194/206, 292, 222; 222/24-28, 250, 251, 631;
453/58

U.S. PATENT DOCUMENTS

D. 216,223	12/1969	Wittern	D20/8
D. 243,844	1/1988	Prinzhorn	D99/28
D. 282,937	3/1986	Di Benedetti et al.	D99/28
D. 283,746	5/1986	Kobayashi	D99/28
D. 284,321	6/1986	Kobayashi	D99/28
D. 294,261	2/1988	Alfonso	D14/109
D. 300,093	3/1989	Ranz et al.	D20/19
D. 365,672	1/1990	Cordon et al.	D20/19

Primary Examiner—Donald P. Walsh
Assistant Examiner—J. H. Musgrove
Attorney, Agent, or Firm—Bruce L. Adams; Van C.
Wilks

[57] **CLAIM**

The ornamental design for a currency discriminating
machine, as shown and described.

DESCRIPTION

FIG. 1 is a front perspective view of a currency dis-
criminating machine showing our new design;
FIG. 2 is a front elevational view thereof;
FIG. 3 is a right side elevational view thereof;
FIG. 4 is a rear elevational view thereof;
FIG. 5 is a left side elevational view thereof;
FIG. 6 is a top plan view thereof; and,
FIG. 7 is a bottom plan view thereof.

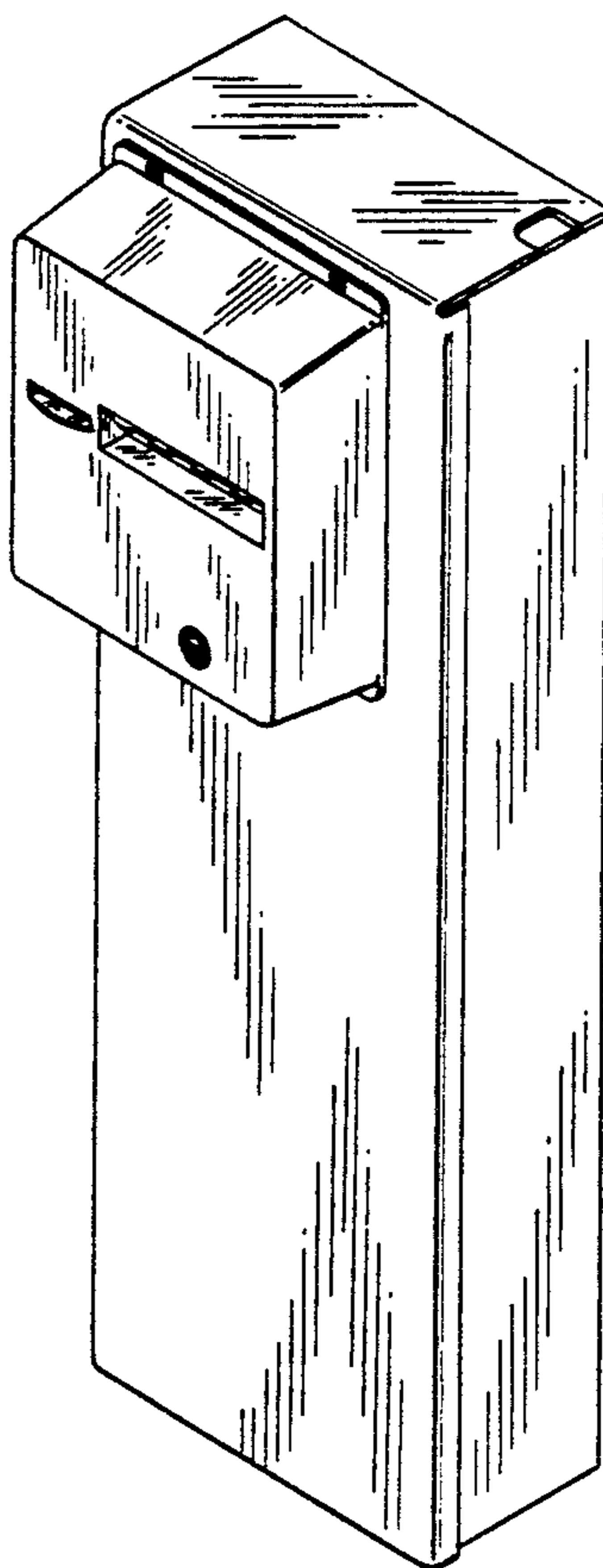


FIG. 3




FIG. 2

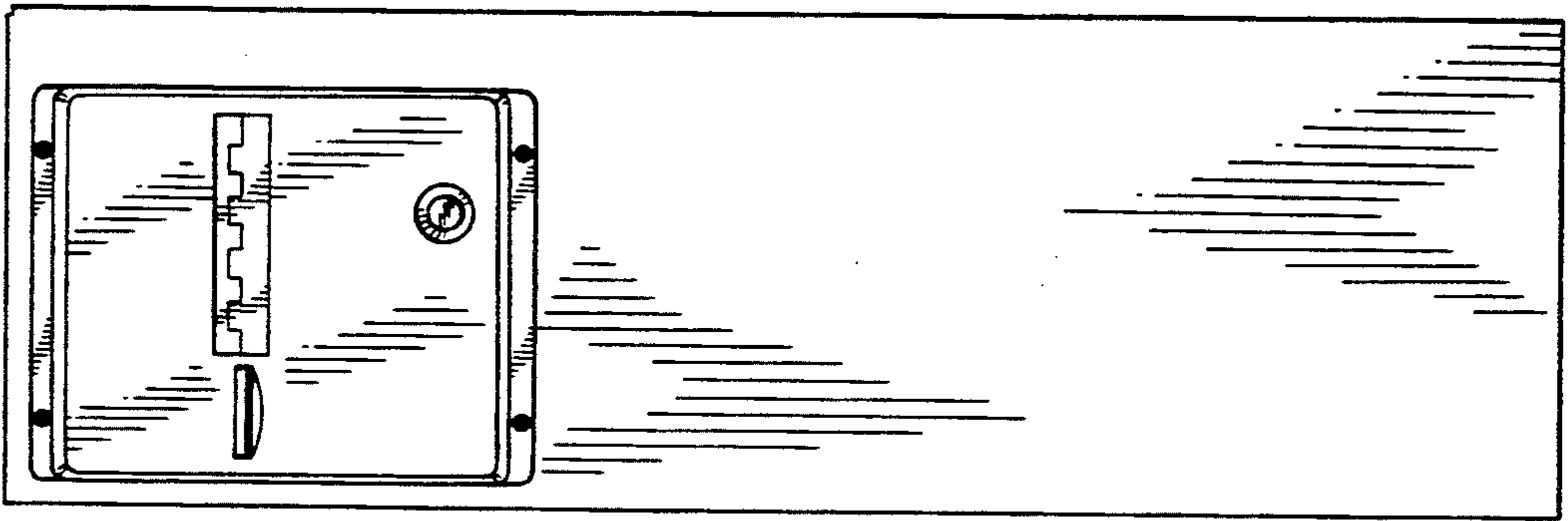


FIG. 1

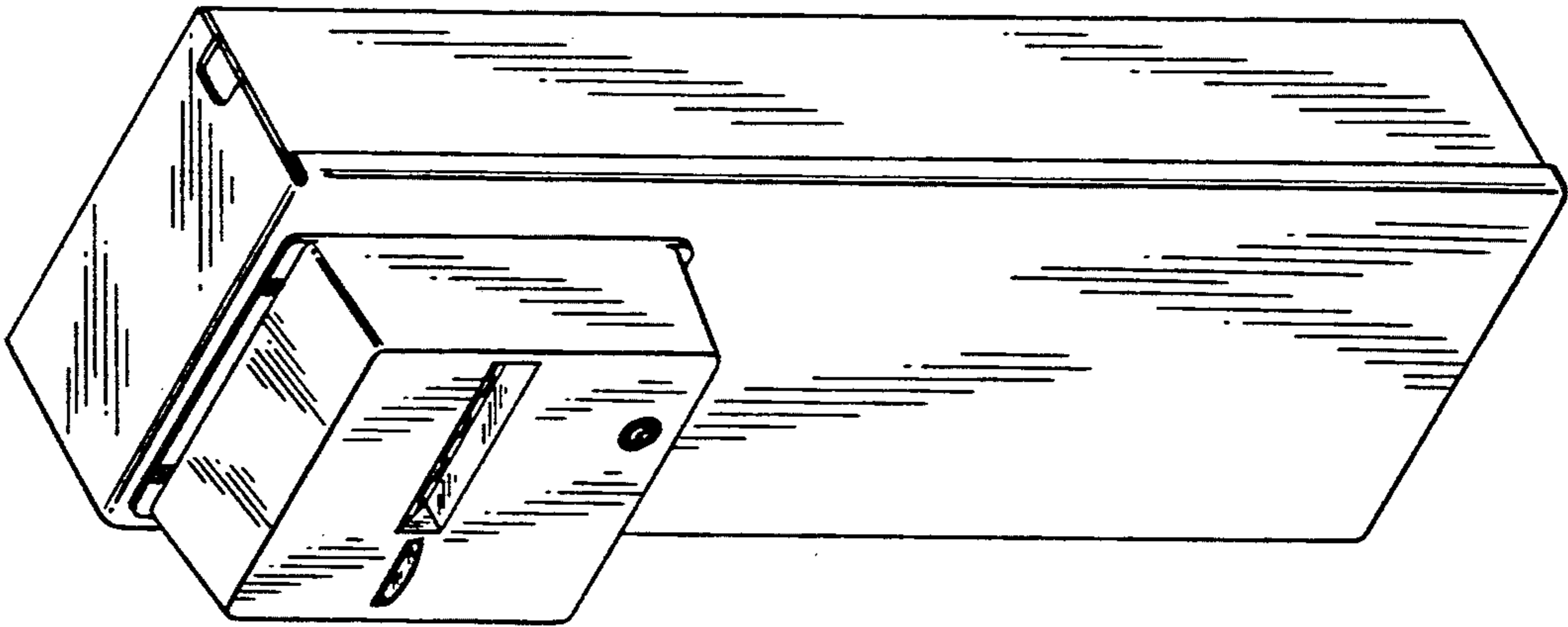


FIG. 4

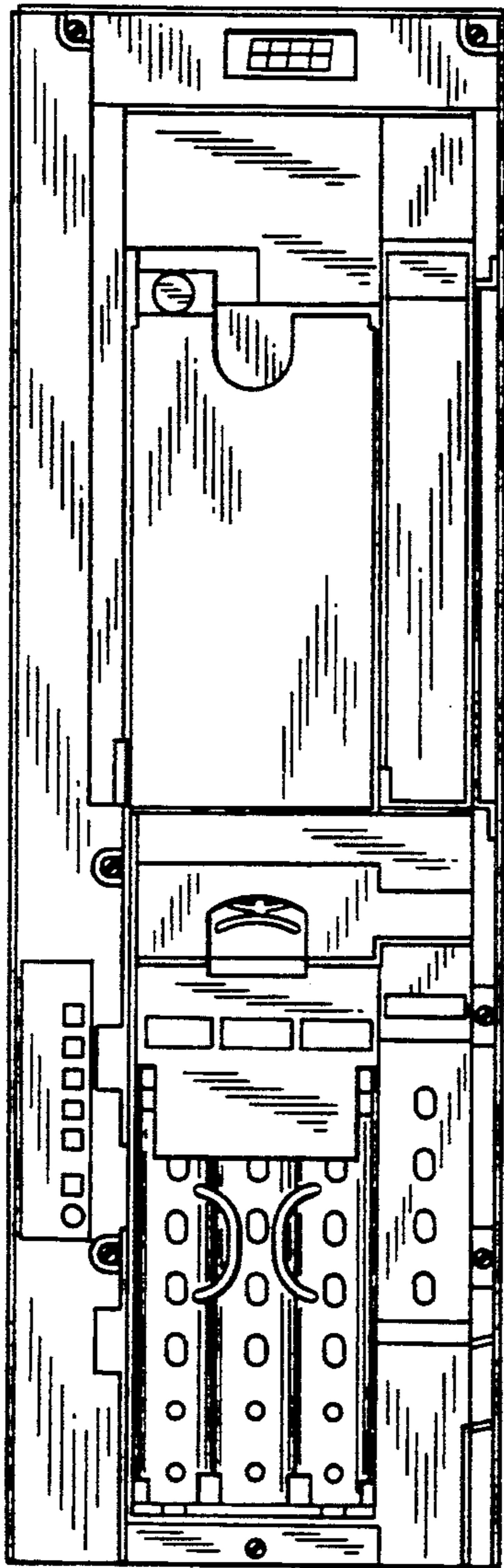


FIG. 5




FIG. 6

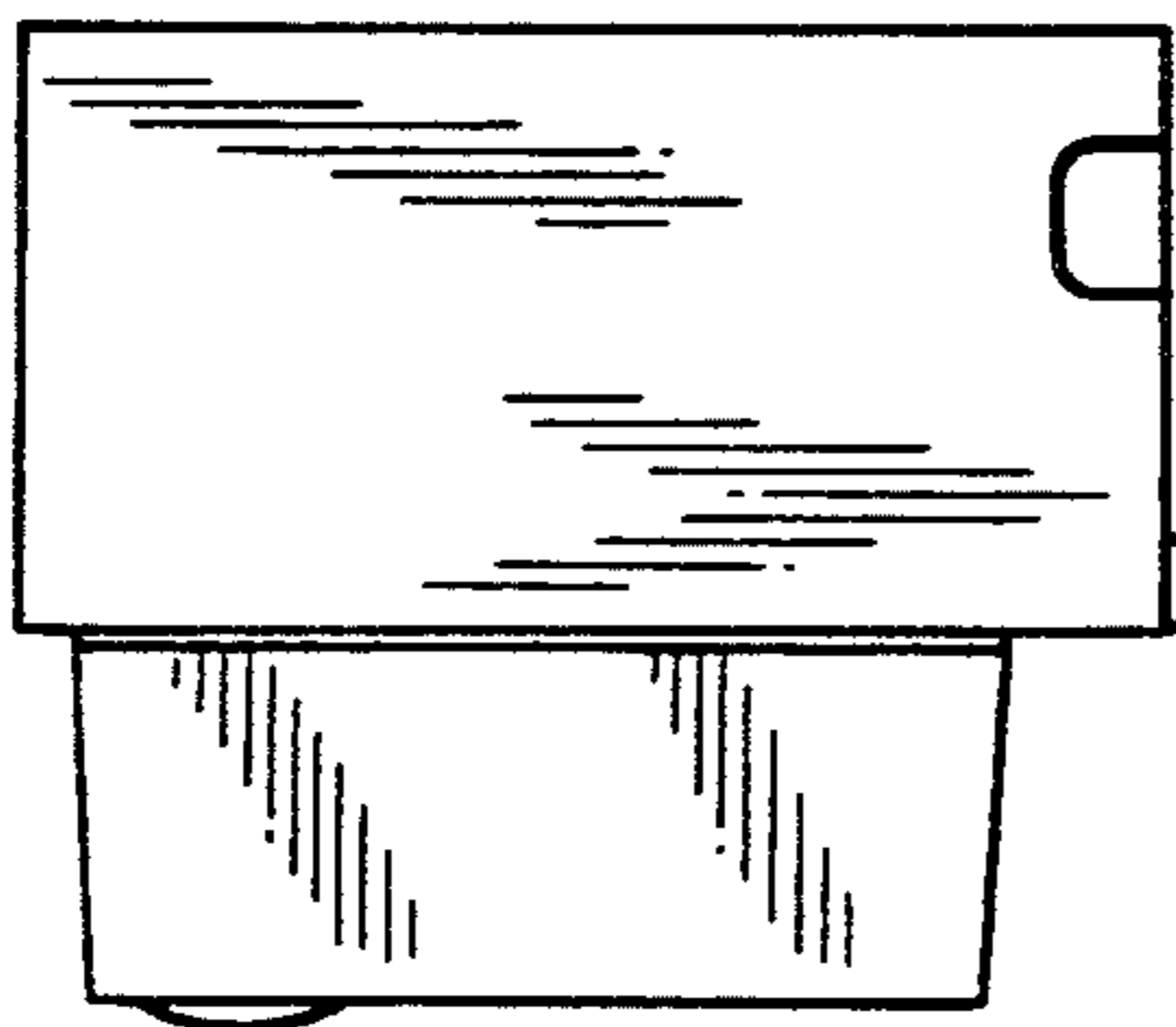


FIG. 7

