



US00D329484S

# United States Patent [19]

[11] Patent Number: **Des. 329,484**

Dandy, III et al.

[45] Date of Patent: **\*\* Sep. 15, 1992**

[54] **SKIING ACCESSORY**

5,072,970 12/1991 Dandy, III et al. .... 280/809

[75] Inventors: **Walter Dandy, III; Tony Nespor,**  
both of Baltimore, Md.

*Primary Examiner*—Kay H. Chin

[73] Assignee: **Ski Technology Holdings, Inc.,**  
Baltimore, Md.

[57] **CLAIM**

The ornamental design for a skiing accessory, as shown and described.

[\*\*] Term: **14 Years**

### DESCRIPTION

[21] Appl. No.: **645,006**

FIG. 1 is a left side elevational view of a skiing accessory showing our new design;

[22] Filed: **Jan. 22, 1991**

FIG. 2 is an enlarged front elevational view thereof, portions of the pole and cords are shown broken away for convenience of illustration;

[52] U.S. Cl. .... **D21/230; D21/229**

[58] Field of Search ..... **D21/229, 230; 280/809,**  
**280/811, 11.36, 821, 812**

FIG. 3 is a left side elevational view of FIG. 2;

FIG. 4 is a right side elevational view of FIG. 2;

FIG. 5 is a rear elevational view of FIG. 2;

FIG. 6 is a top plan view of FIG. 2; and,

FIG. 7 is a bottom plan view of FIG. 2.

[56] **References Cited**

#### U.S. PATENT DOCUMENTS

3,730,544 5/1973 Hyman ..... D21/230



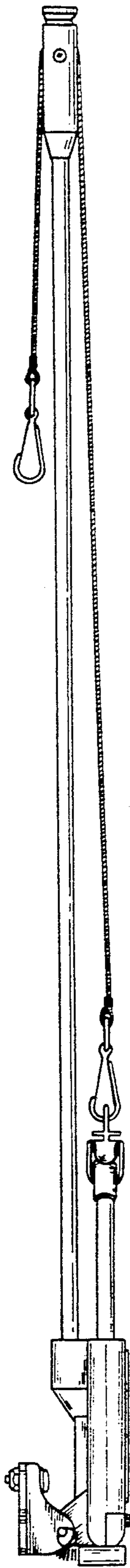


FIG. 1

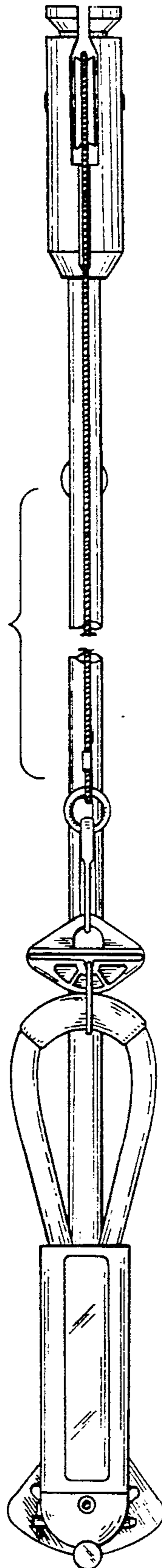


FIG. 2

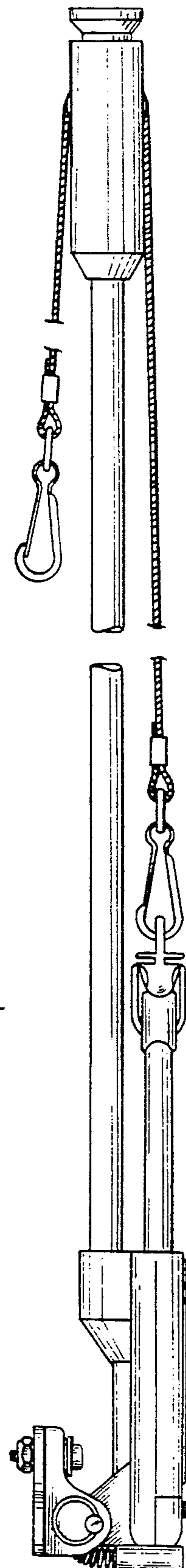


FIG. 3

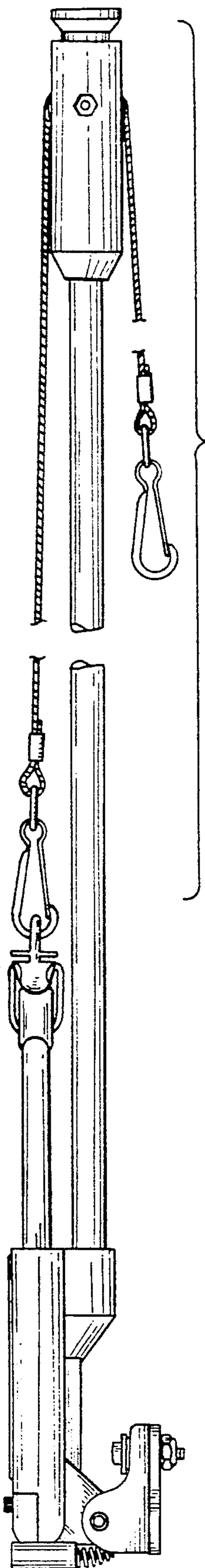


FIG. 4

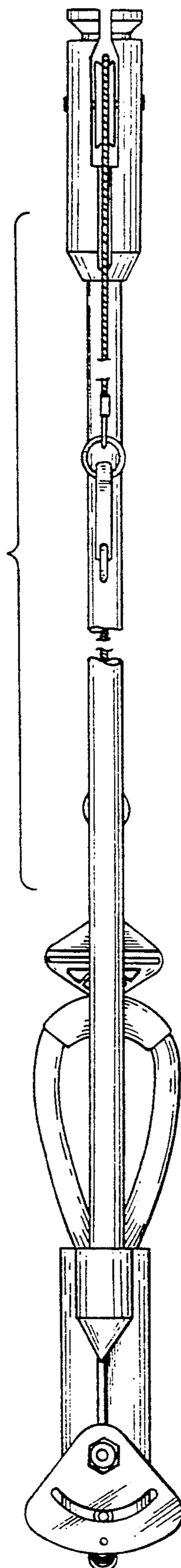


FIG. 5




FIG. 6

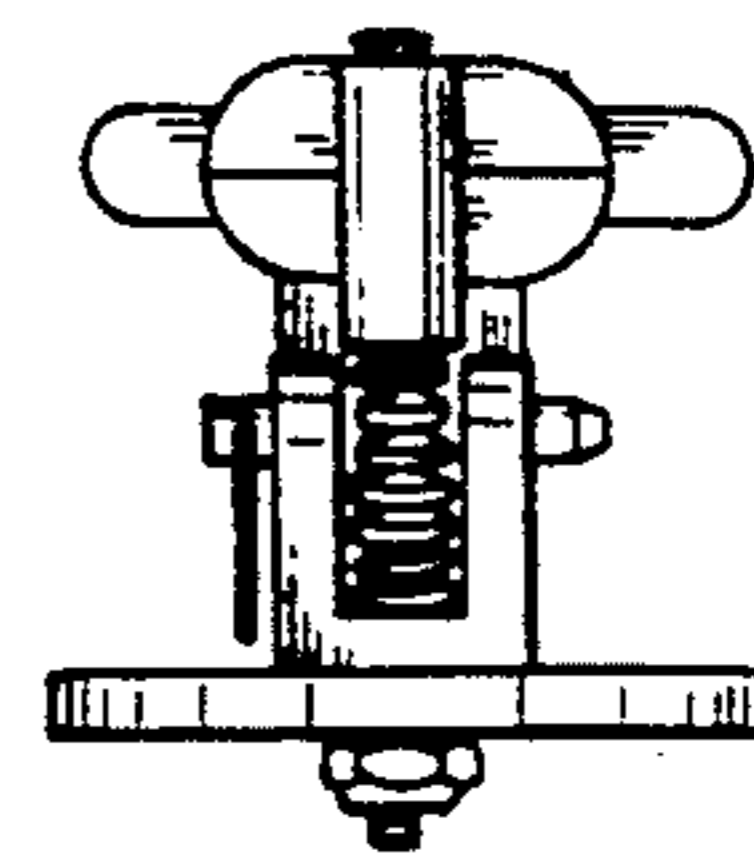


FIG. 7