



US00D329475S

United States Patent [19]

[11] Patent Number: **Des. 329,475**

Revell

[45] Date of Patent: **** Sep. 15, 1992**

[54] TOY AUTOMOBILE

[56] References Cited

[75] Inventor: **Ian T. Revell**, Knutsford, Great Britain

U.S. PATENT DOCUMENTS

D. 216,320	12/1969	Smith	D21/159
D. 260,665	9/1981	Yamashina	D21/137
D. 262,564	1/1982	Yamashina	D21/137
D. 310,111	8/1990	Revell	D21/128
D. 311,046	10/1990	Yaneck	D21/159
D. 317,484	6/1991	Berggreen	D21/136
D. 318,310	7/1991	Trossman	D21/159

[73] Assignee: **Kiddicraft Limited**, Berkshire, England

Primary Examiner—Bernard Ansher
Assistant Examiner—R. Barkai

[**] Term: **14 Years**

[57] CLAIM

[21] Appl. No.: **728,085**

The ornamental design for a toy automobile, as shown and described.

[22] Filed: **Jul. 10, 1991**

DESCRIPTION

[30] Foreign Application Priority Data

Jan. 11, 1991 [GB] United Kingdom 2012279

[52] U.S. Cl. **D21/128**

[58] Field of Search D21/71, 73, 74, 75, D21/76, 78, 81, 128, 129, 133, 136, 137, 159, 160, 165, 70, 69; D2/79; D12/128, 133; D34/17, 23; 446/396, 325, 326, 432, 29, 226, 223, 451, 227; 280/87.041, 47.27, 651; 472/102; 5/431, 432, 82 R

FIG. 1 is a front elevational view of a toy automobile showing my new design;

FIG. 2 is a rear elevational view thereof;

FIG. 3 is a left side elevational view thereof;


FIG. 4 is a right side elevational view thereof;

FIG. 5 is a top plan view thereof;

FIG. 6 is a bottom plan view thereof;

FIG. 7 is a perspective view thereof; and,

FIG. 8 is a perspective view thereof and shows the toy figure removed from the automobile.






FIG. 1

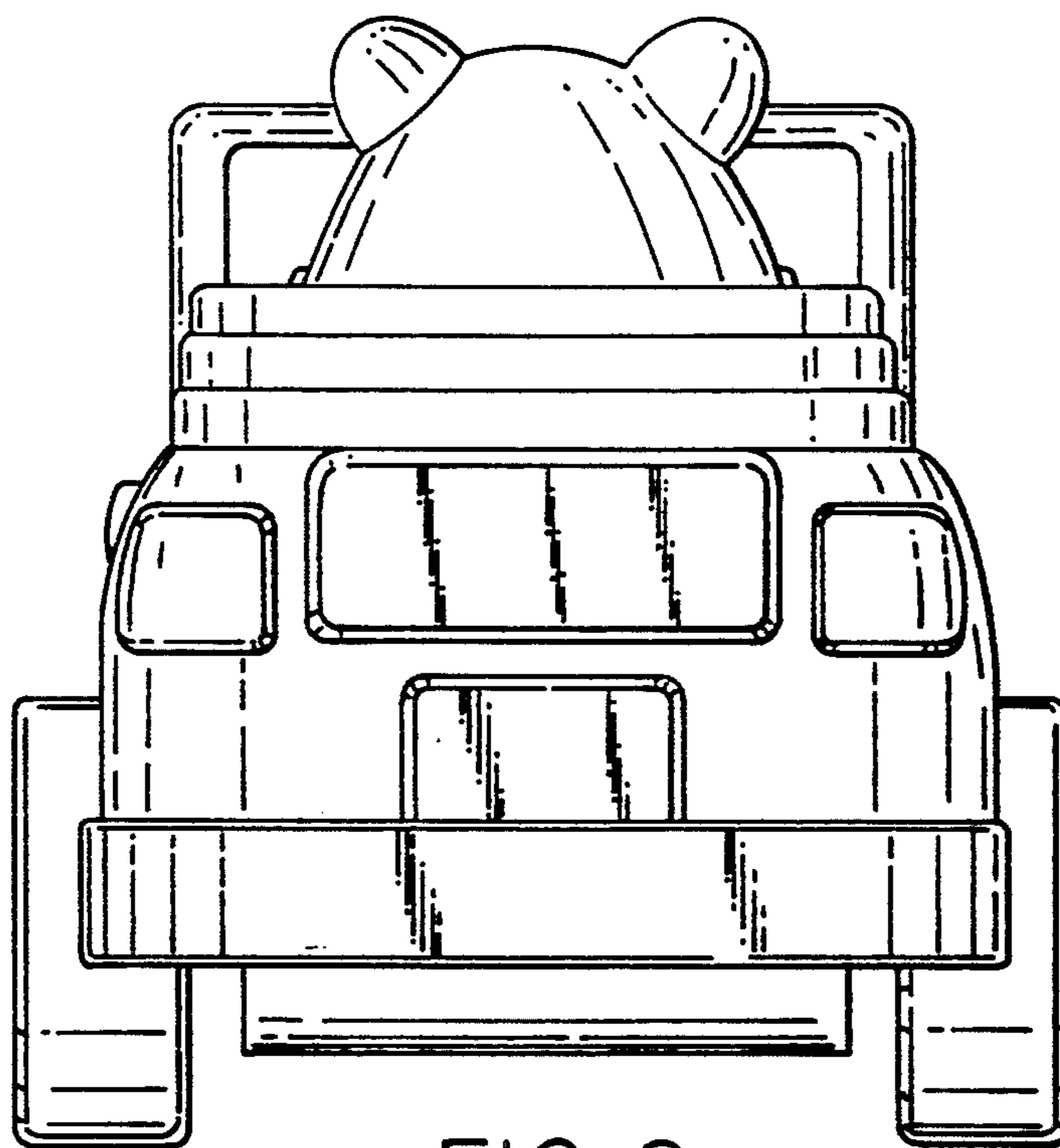


FIG. 2




FIG. 3




FIG. 4

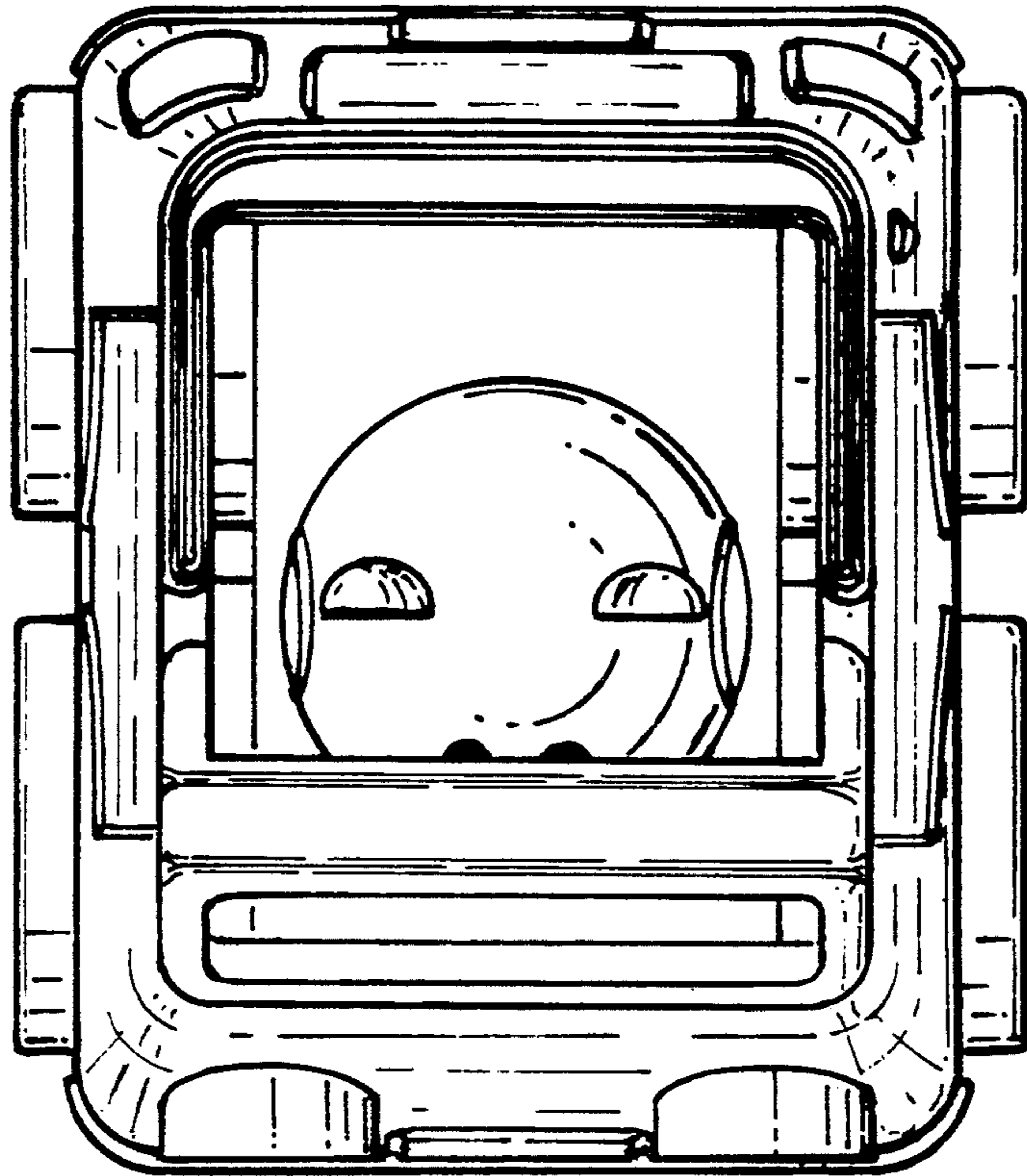


FIG. 5

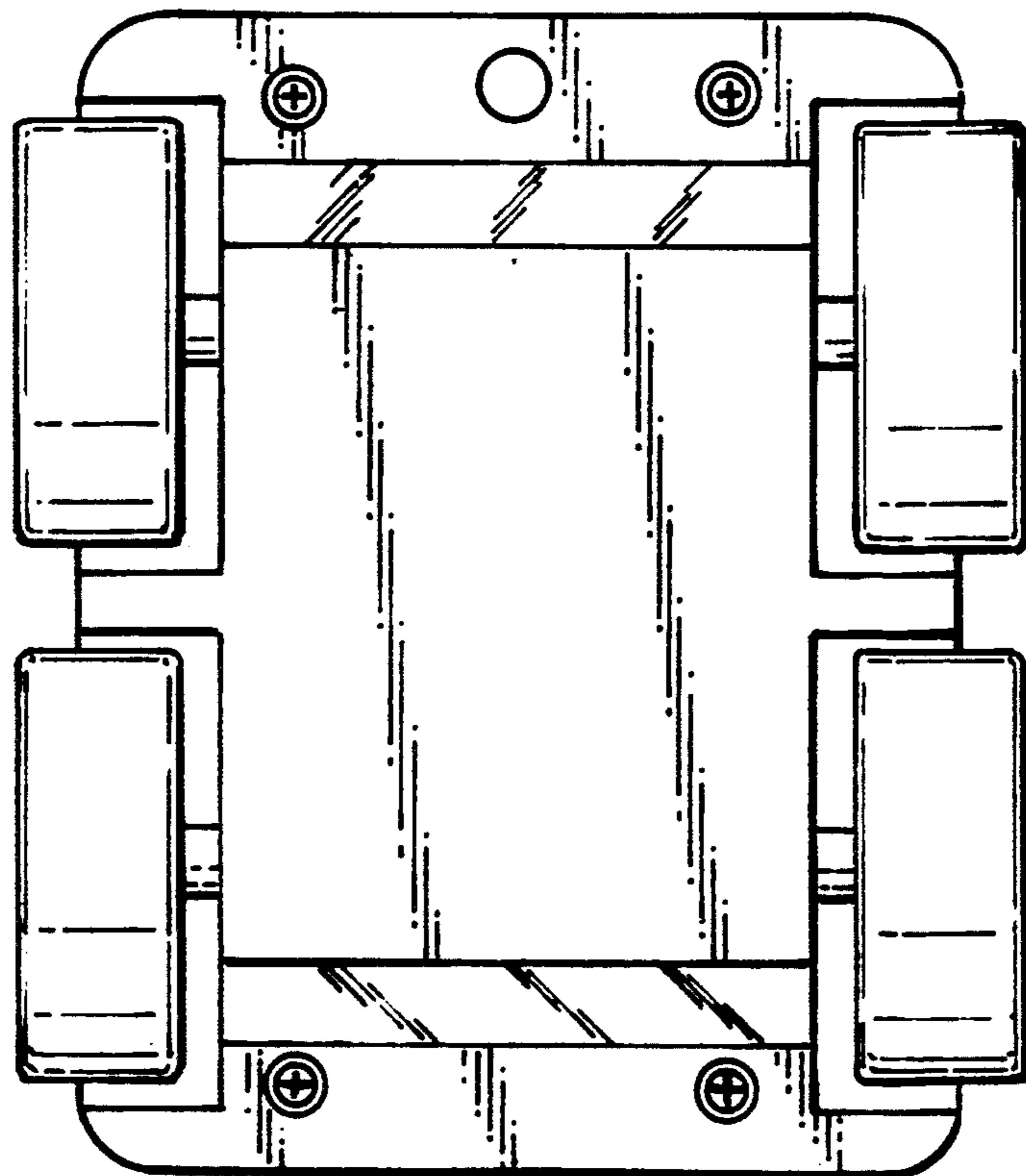


FIG. 6




FIG. 7




FIG. 8