



US00D329460S

United States Patent [19]

[11] Patent Number: **Des. 329,460**

Rousseau

[45] Date of Patent: **** Sep. 15, 1992**

[54] CASING FOR A WRITING INSTRUMENT

D. 307,035 4/1990 Petterson D19/56 X

[75] Inventor: **Xavier Rousseau, Paris, France**

Primary Examiner—Nelson C. Holtje

[73] Assignee: **Societe Nouvelle Chaumet S.A., Paris, France**

Assistant Examiner—Martha Thompson

Attorney, Agent, or Firm—Mason, Fenwick & Lawrence

[**] Term: **14 Years**

[57] **CLAIM**

[21] Appl. No.: **613,376**

The ornamental design for a casing for a writing instrument, as shown and described.

[22] Filed: **Nov. 15, 1990**

DESCRIPTION

[52] U.S. Cl. **D19/46; D19/43; D19/50; D19/56; D19/57**

[58] Field of Search **D19/35, 36, 41-51, D19/54-58, 81-85; 401/221, 222, 243, 244, 245, 246, 247**

FIG. 1 is a front elevational view of a casing for a writing instrument showing my new design;

FIG. 2 is a left side elevational view, the right side being a mirror image thereof;

FIG. 3 is a rear elevational view;

FIG. 4 is a bottom plan view;

FIG. 5 is a top plan view;

FIG. 6 is a front elevational view with the cap member removed for convenience of illustration; and,

FIG. 7 is a left side elevational view of FIG. 6, the right side being a mirror image thereof.

The pen nib depicted by means of broken lines in FIGS. 6 and 7 is shown for illustrative purposes only and forms no part of the claimed design.

[56] References Cited

U.S. PATENT DOCUMENTS

D. 23,502	7/1894	McIntyre	D19/49
D. 87,378	7/1932	Back	D19/56
D. 101,130	9/1936	Lynn	D19/56
D. 179,615	1/1957	Spatz	D19/48 X
D. 188,575	8/1960	Zierhut	D19/51
D. 223,307	4/1972	Nockolds	D19/51
D. 284,582	7/1986	Bruhn	D19/45 X




FIG. 1




FIG. 2

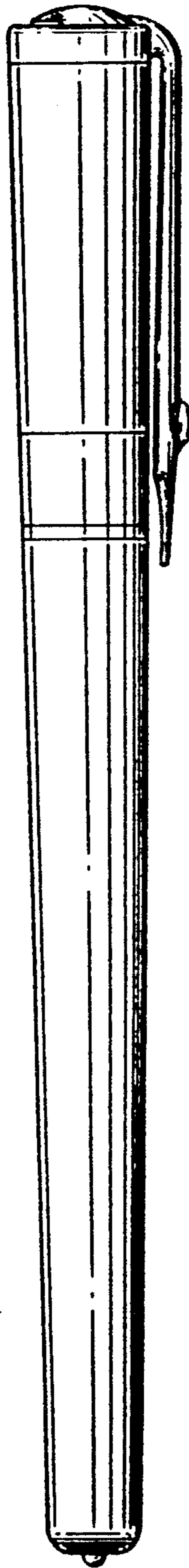


FIG. 3





FIG. 4

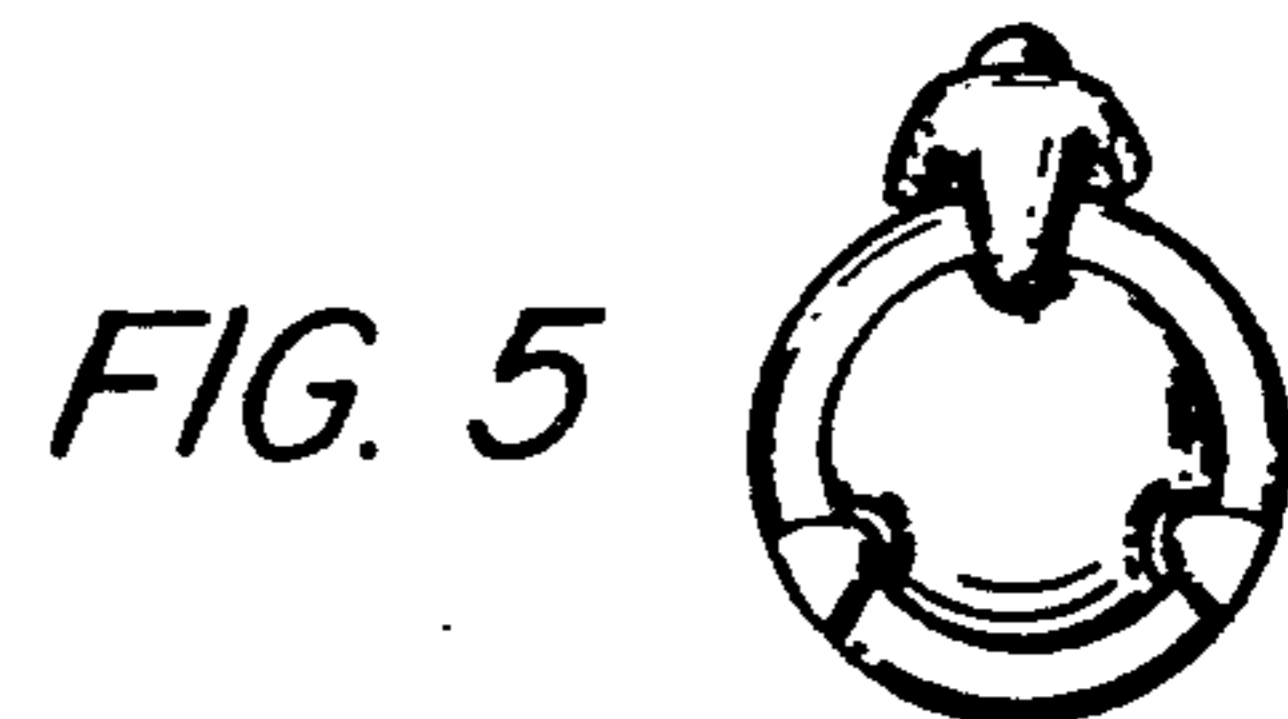


FIG. 5




FIG. 6



FIG. 7