



US00D329459S

# United States Patent [19]

[11] Patent Number: **Des. 329,459**

Sullivan

[45] Date of Patent: **\*\* Sep. 15, 1992**

## [54] COMBINED WRITING INSTRUMENT AND ROLLED PAPER DISPENSER

[76] Inventor: **John A. Sullivan**, 13903 Crossing Way West, Edmond, Okla. 73013

[\*\*] Term: **14 Years**

[21] Appl. No.: **607,489**

[22] Filed: **Nov. 1, 1990**

[52] U.S. Cl. .... **D19/36; D19/51; D19/56; 401/195**

[58] Field of Search ..... **D19/35, 36, 41-51, D19/54-58, 81-85; 401/52, 99, 104, 195**

### [56] References Cited

#### U.S. PATENT DOCUMENTS

D.297,649	9/1988	Schiffner	.....	D19/36
3,343,293	9/1967	Kirkleu	.....	401/195
3,963,358	6/1976	Houser	.....	401/195
4,030,842	6/1977	White et al.	.....	401/195
4,872,775	10/1989	Chang	.....	401/52
5,024,547	6/1991	Mui et al.	.....	401/195

### FOREIGN PATENT DOCUMENTS

0057554	11/1982	European Pat. Off.	.....	401/195
1043580	11/1953	France	.....	401/195
484630	5/1938	United Kingdom	.....	401/52
88/01574	3/1988	World Int. Prop. O.	.....	401/195

*Primary Examiner*—Nelson C. Holtje  
*Assistant Examiner*—Martha Thompson  
*Attorney, Agent, or Firm*—Head & Johnson

### [57] CLAIM

The ornamental design for combined writing instrument and rolled paper dispenser, as shown and described.

### DESCRIPTION

FIG. 1 is a front elevational view of a combined writing instrument and rolled paper dispenser showing my new design;

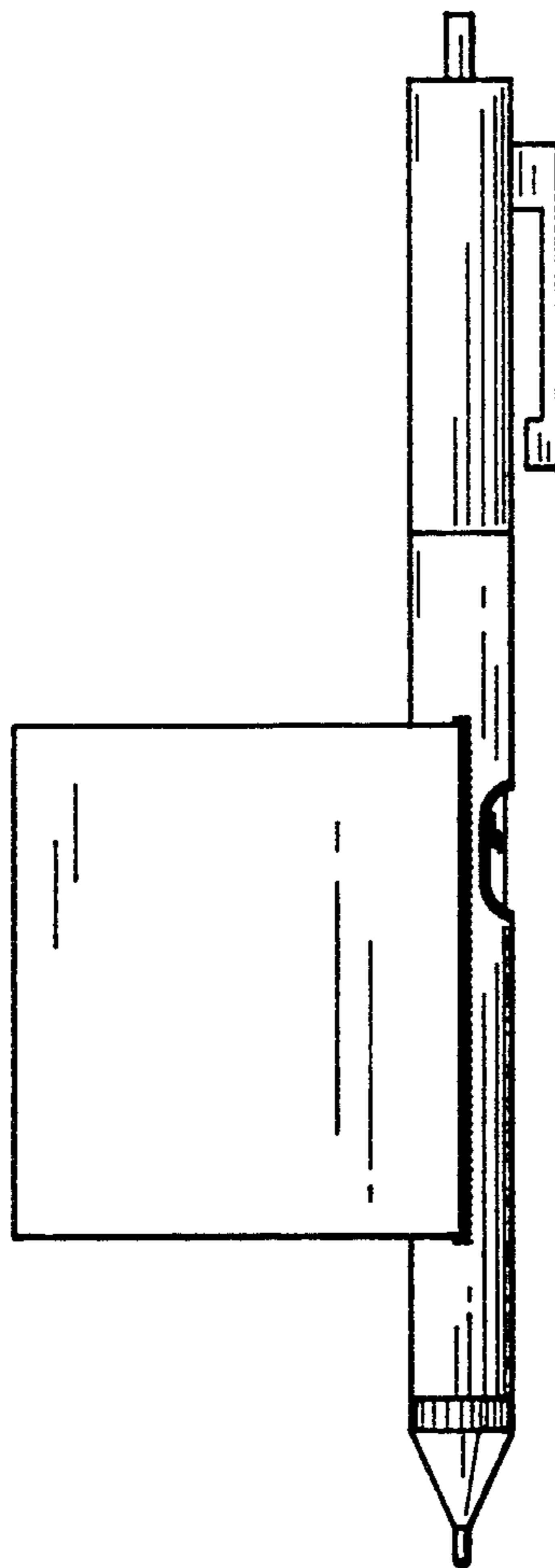
FIG. 2 is a top plan view thereof;

FIG. 3 is a bottom plan view thereof.

FIG. 4 is a left side elevational view thereof;

FIG. 5 is a right side elevational view thereof; and,

FIG. 6 is a rear elevational view thereof.

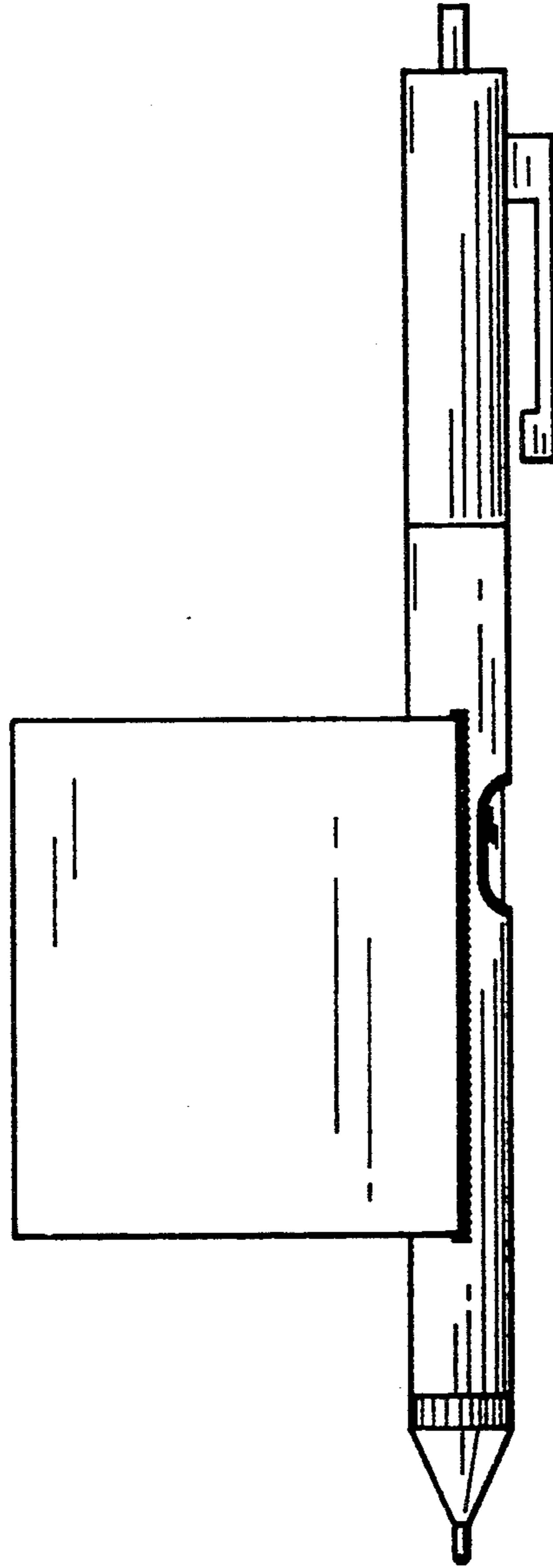





*Fig. 2*




*Fig. 4*



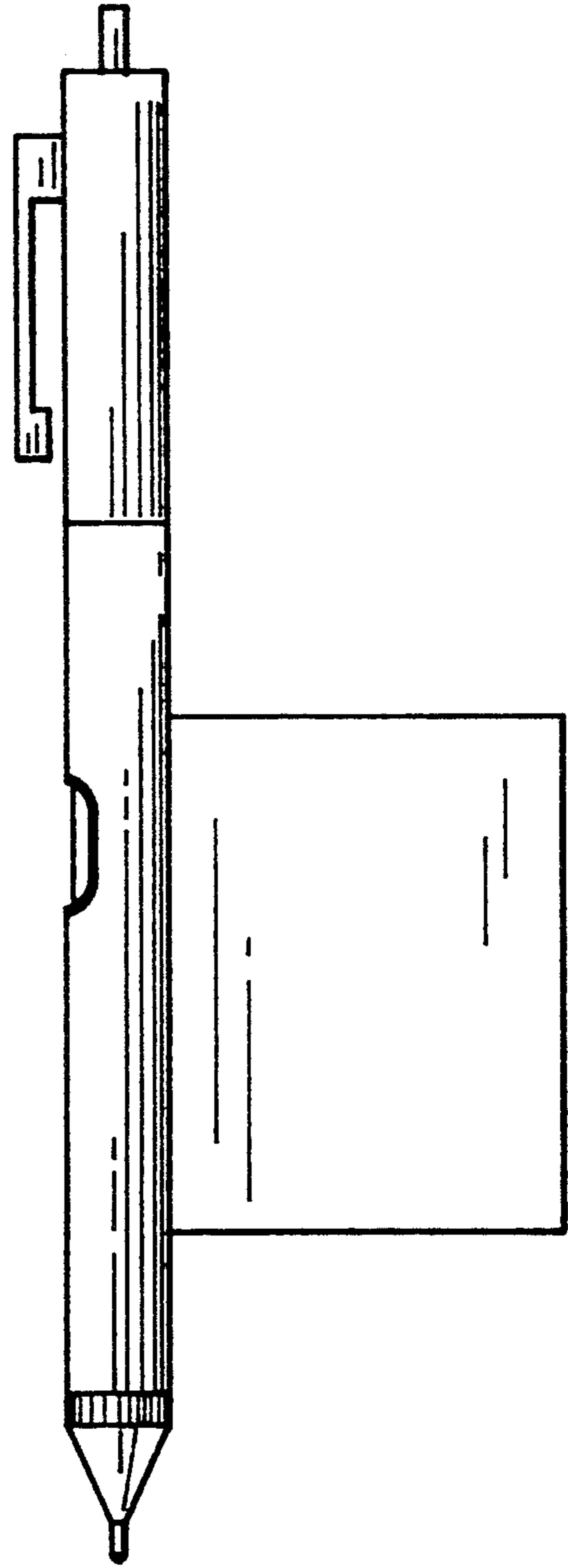
*Fig. 1*



*Fig. 3*



*Fig. 5*



*Fig. 6*