



US00D329457S

# United States Patent [19]

Westover et al.

[11] Patent Number: **Des. 329,457**

[45] Date of Patent: **\*\* Sep. 15, 1992**

[54] **INDEX SHEET WITH INTEGRALLY ATTACHED NOTEPADS OF VARYING SIZE**

[76] Inventors: **William A. Westover**, 401 Sudbury Ct., Midland, Mich. 48640; **Leonard J. Wozniak**, P.O. Box 1653, Midland, Mich. 48641-1653

[\*\*] Term: **14 Years**

[21] Appl. No.: **506,234**

[22] Filed: **Apr. 9, 1990**

[52] U.S. Cl. .... **D19/2; D19/33**

[58] Field of Search ..... **D19/1, 2, 26, 27, 32, D19/33; 281/15.1, 31, 2, 38, 39, 41; 402/79**

[56] **References Cited**

**U.S. PATENT DOCUMENTS**

D. 87,734 9/1932 Vredenburgh ..... D19/26  
D. 266,172 9/1982 Fraser et al. .... D19/26

D. 312,277 11/1990 Moor ..... D19/26 X  
4,002,290 1/1977 Van Malderghem ..... D19/1  
4,314,635 2/1982 Fraser et al. .... 281/31 X  
4,465,305 8/1984 Bateman et al. .... 281/31  
4,614,450 9/1986 Neiman ..... 281/31 X  
4,784,508 11/1988 Shannon ..... 402/79

**FOREIGN PATENT DOCUMENTS**

645729 7/1962 Canada ..... 40/404

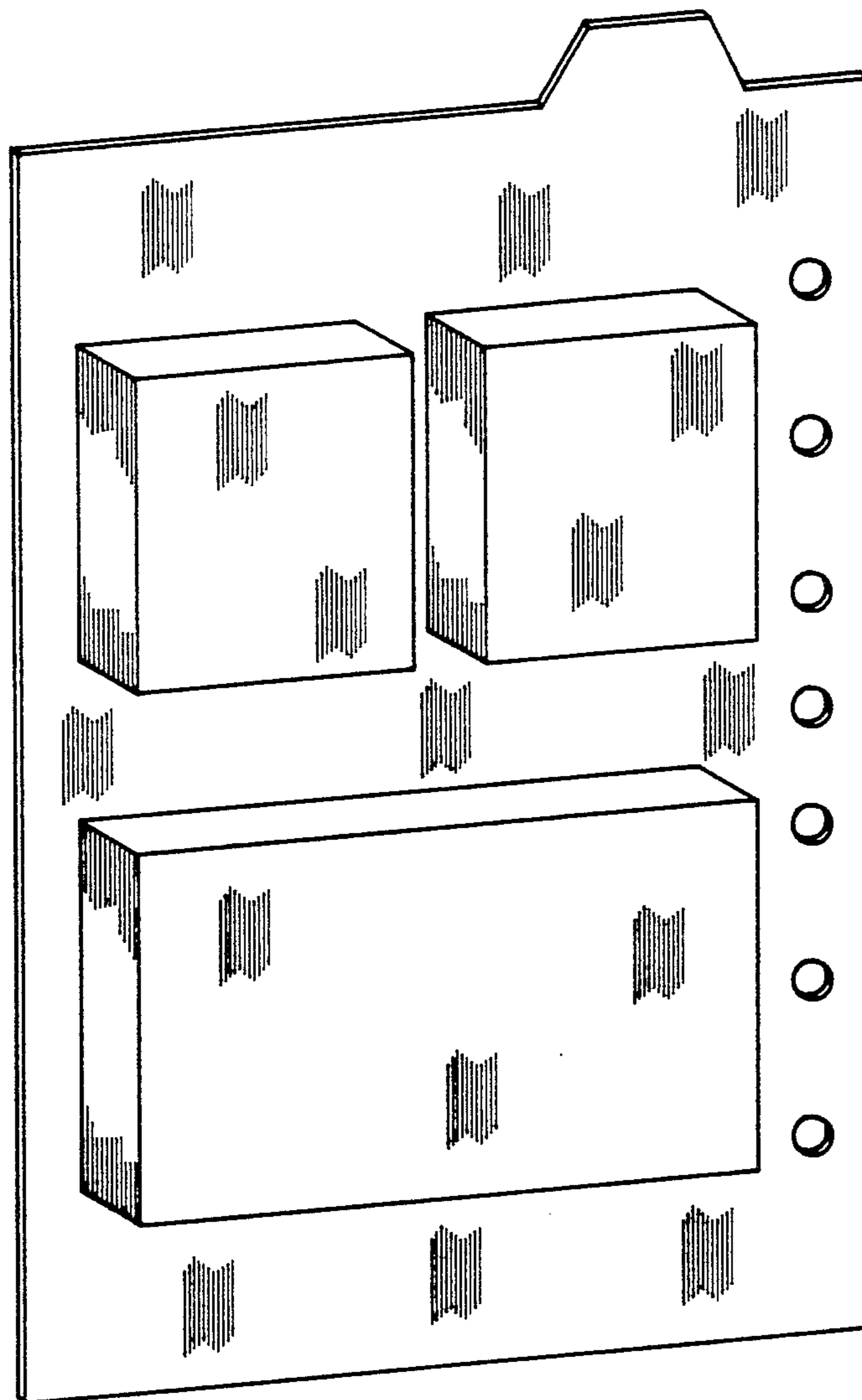
*Primary Examiner*—James M. Gandy

[57] **CLAIM**

The ornamental design for an index sheet with integrally attached notepads of varying size, as shown.

**DESCRIPTION**

FIG. 1 is a front perspective view of an index sheet with integrally attached notepads of varying size showing our new design; and, FIG. 2 is a rear perspective view thereof.



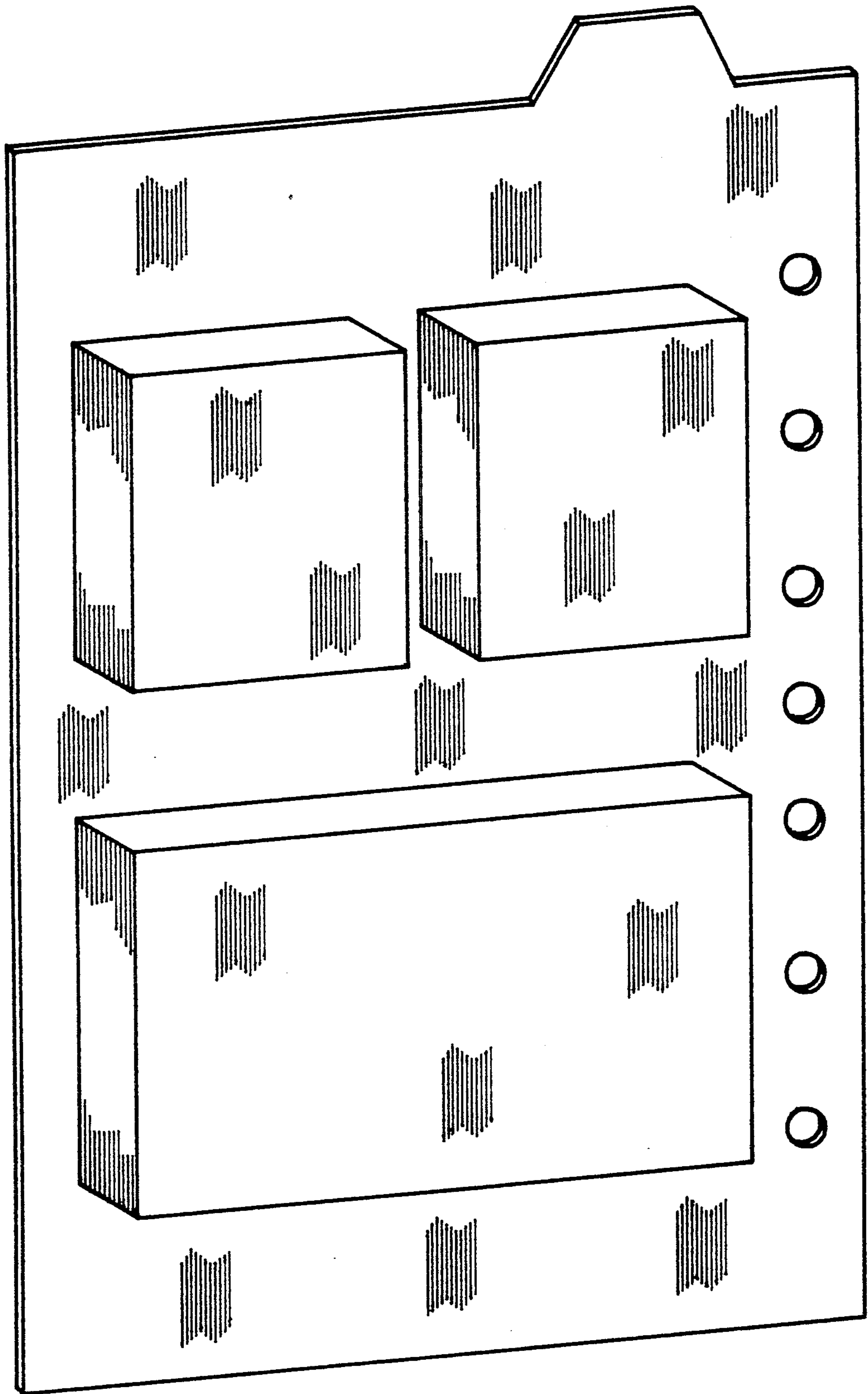


FIG. 1




FIG. 2