

FIG. 1



US00D329446S

# United States Patent [19]

[11] Patent Number: **Des. 329,446**

Negishi

[45] Date of Patent: **\*\* Sep. 15, 1992**

[54] NOSE PIECE FOR USE WITH EYEGLASSES

4,547,048 10/1985 Negishi ..... 351/88

[76] Inventor: **Tohru Negishi, 264-2, Bonsai-cho, Ohmiya-shi Saitama-ken, Japan**

### FOREIGN PATENT DOCUMENTS

[\*\*] Term: **14 Years**

8500900 2/1985 European Pat. Off. .... 351/124

1498470 9/1967 France ..... 351/106

103256 2/1924 Switzerland ..... 351/90

[21] Appl. No.: **697,503**

[22] Filed: **May 3, 1991**

*Primary Examiner*—Donald P. Walsh  
*Assistant Examiner*—Monica A. Hannon  
*Attorney, Agent, or Firm*—Welsh & Katz, Ltd.

### Related U.S. Application Data

### [57] CLAIM

[63] Continuation of Ser. No. 190,219, May 4, 1988, abandoned.

The ornamental design for the nose piece for use with eyeglasses, as shown and described.

[52] U.S. Cl. .... **D16/126; D16/116; D16/117; D16/123; 351/88; 351/90; 351/106; 351/124**

### DESCRIPTION

[58] Field of Search ..... **D16/101-123, D16/125-128; D29/17; 2/426, 431; 351/41, 44-47, 50-52, 57, 58, 65, 68, 83, 85, 87, 88, 90, 102, 103, 106-109, 111, 114, 119, 123, 124**

FIG. 1 is a rear, top and right side perspective view of the nose piece for use with eyeglasses showing my new design, the eyeglasses being shown in broken lines for illustrative purposes only;

FIG. 2 is an enlarged top plan view thereof;

FIG. 3 is an enlarged front elevational view thereof;

FIG. 4 is an enlarged right side elevational view thereof, the left side being a mirror image;

FIG. 5 is an enlarged bottom plan view thereof; and,

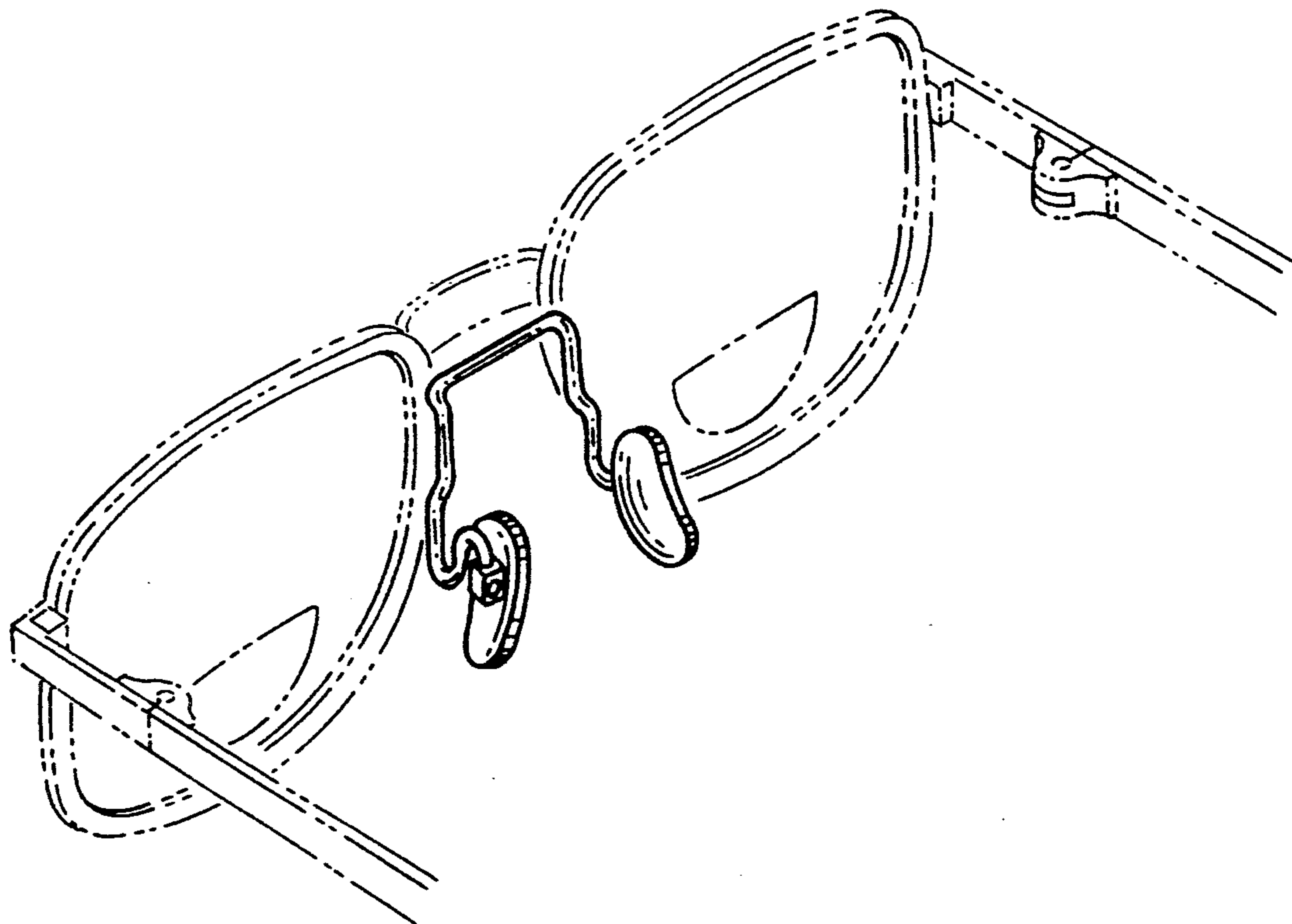
FIG. 6 is an enlarged rear elevational view thereof.

### [56] References Cited

#### U.S. PATENT DOCUMENTS

D. 116,431 8/1939 Miller ..... D16/116

D. 280,909 10/1985 Engelhardt ..... D16/117



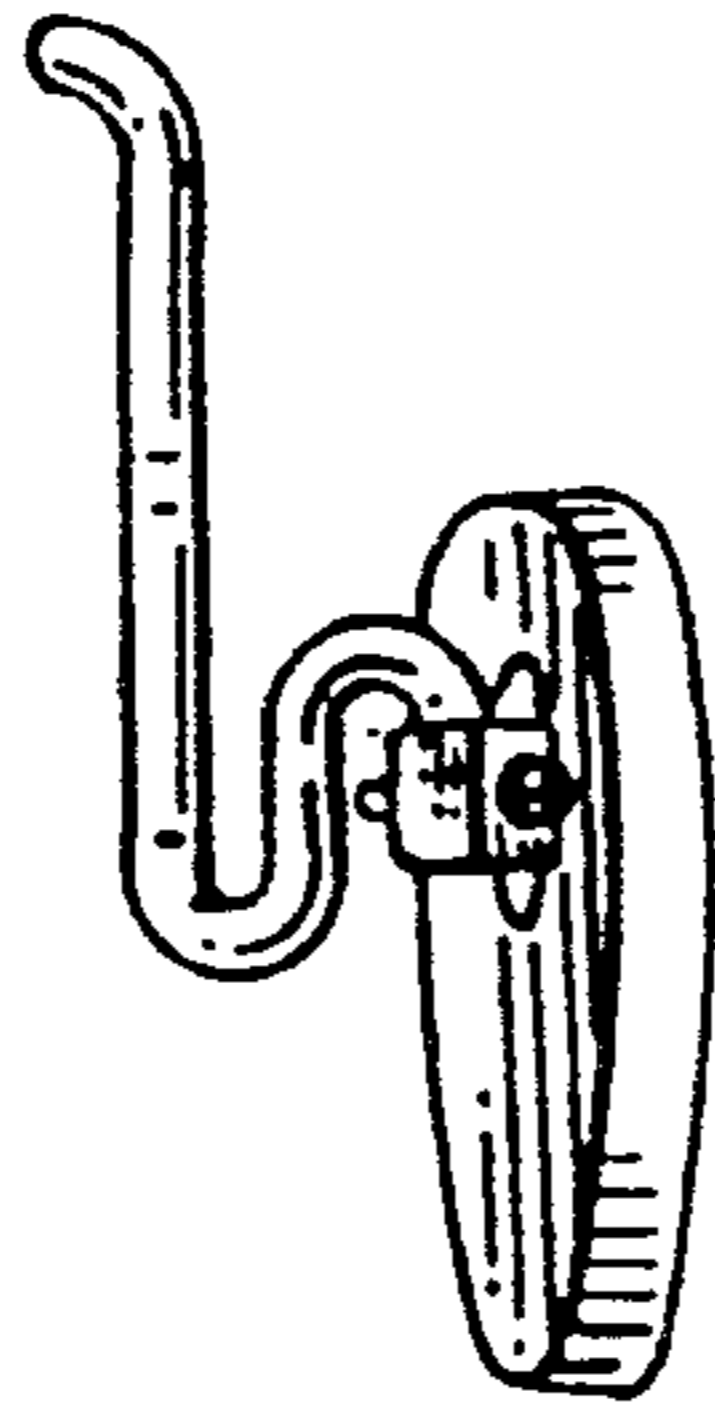


FIG. 4




FIG. 2




FIG. 5

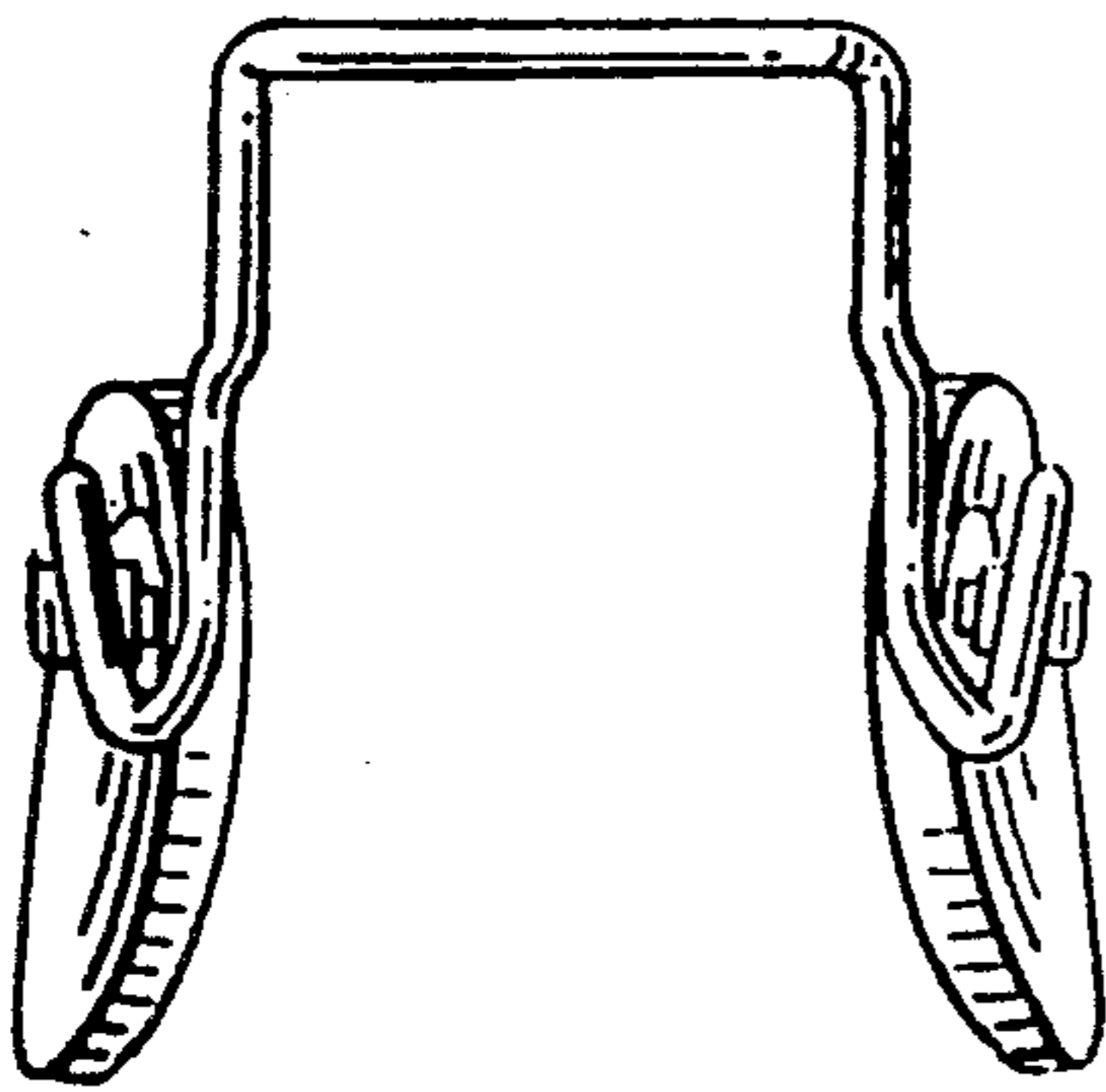


FIG. 3

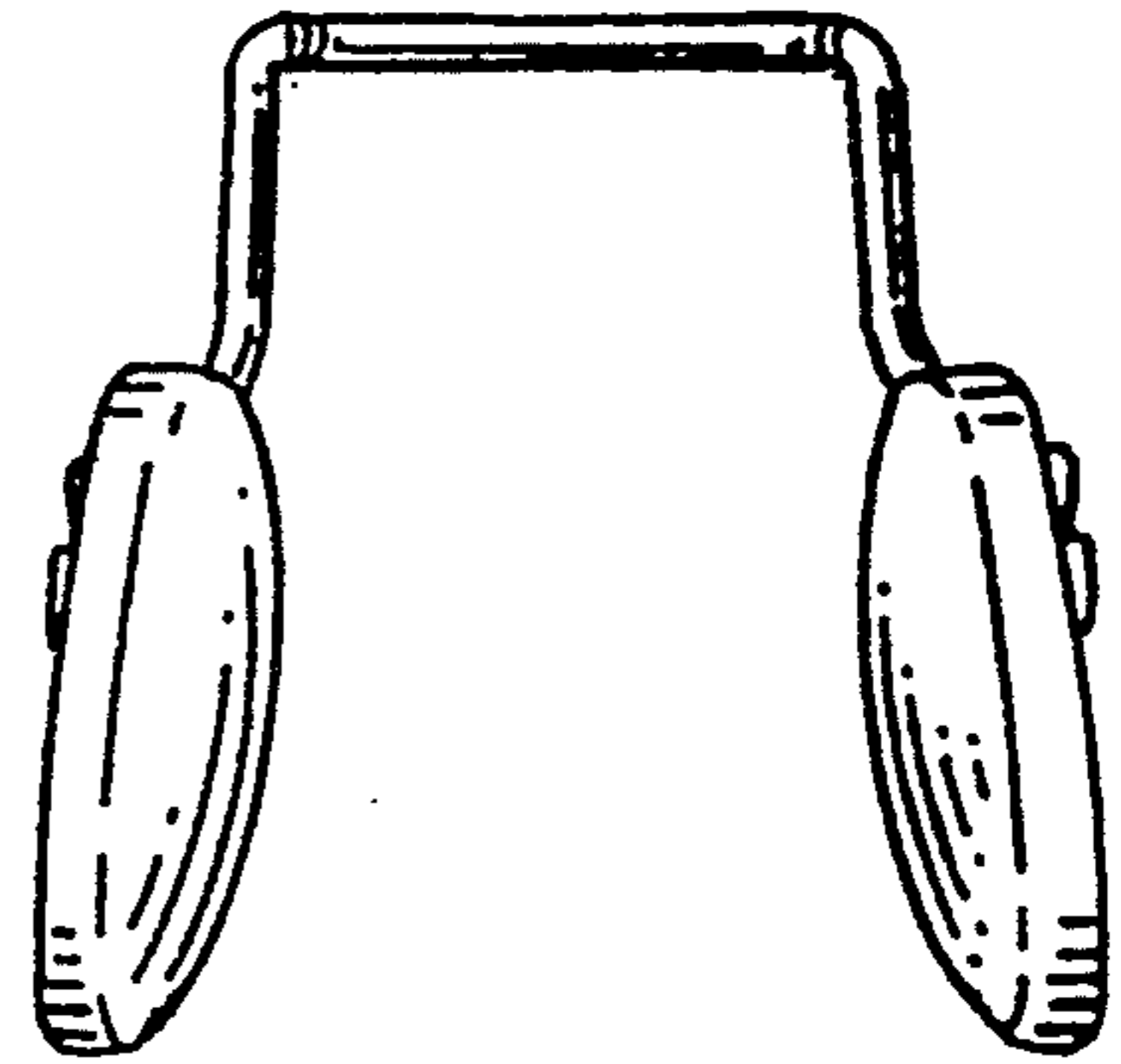


FIG. 6