



US00D329398S

# United States Patent [19]

[11] Patent Number: **Des. 329,398**

Sugano

[45] Date of Patent: **\*\* Sep. 15, 1992**

[54] **CLOCK PENDULUM**

D. 303,508 9/1989 Yoshida ..... D11/79

[75] Inventor: **Hisako Sugano, Tokyo, Japan**

### FOREIGN PATENT DOCUMENTS

[73] Assignee: **Seikosha Co., Ltd., Japan**

389257 3/1965 Switzerland ..... 33/394

[\*\*] Term: **14 Years**

*Primary Examiner*—Donald P. Walsh  
*Assistant Examiner*—Antoine D. Davis  
*Attorney, Agent, or Firm*—Bruce L. Adams; Van C. Wilks

[21] Appl. No.: **473,207**

[22] Filed: **Jan. 31, 1990**

### [57] CLAIM

[52] U.S. Cl. .... **D10/130; D10/132**

The ornamental design for a clock pendulum, as shown and described.

[58] Field of Search ..... D10/61, 130, 131, 132;  
D11/43, 44, 45, 79, 80, 81, 82, 83, 84, 85;  
D22/100, 108, 117, 118; 368/179, 180, 316, 317

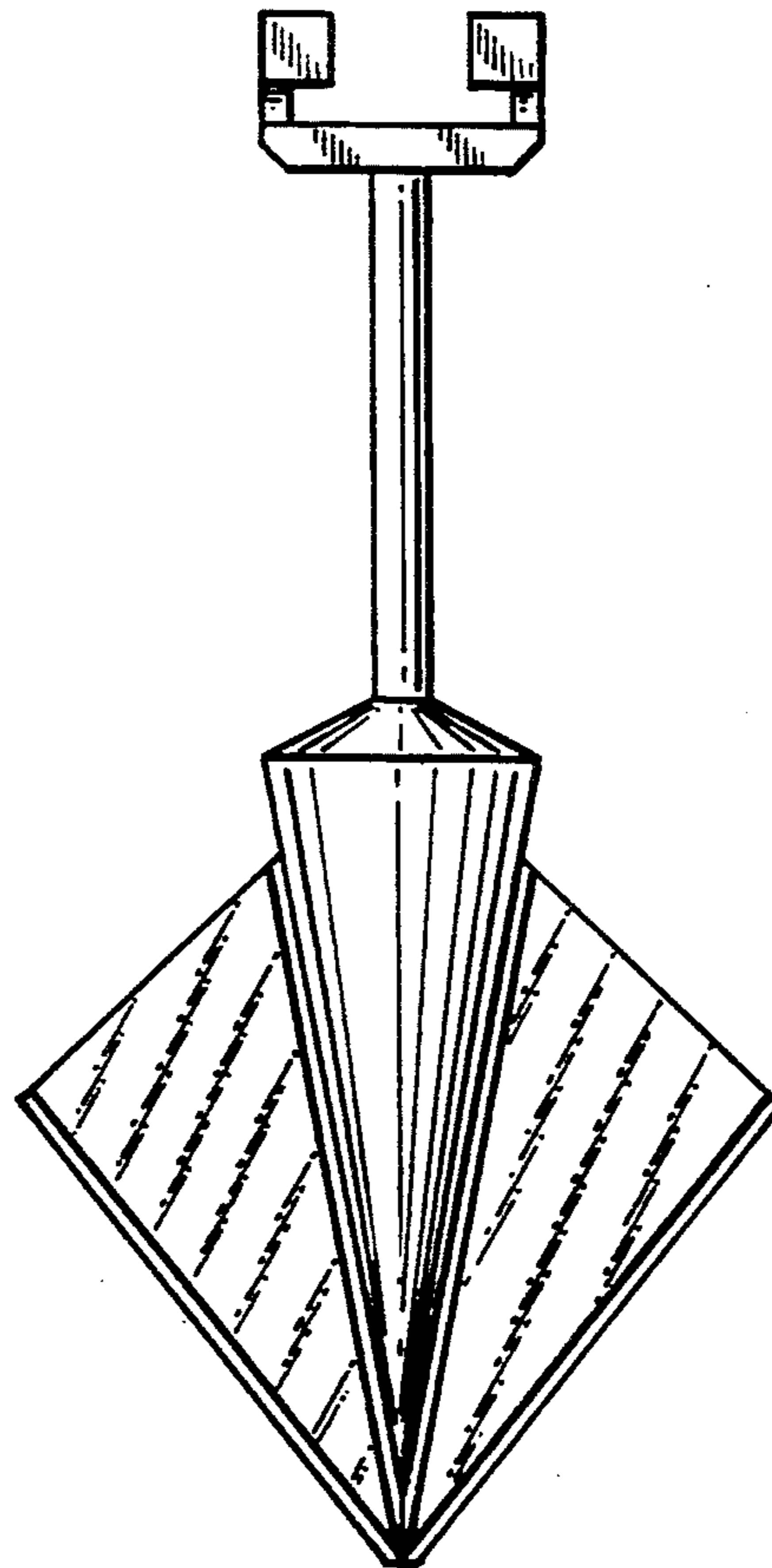
### DESCRIPTION

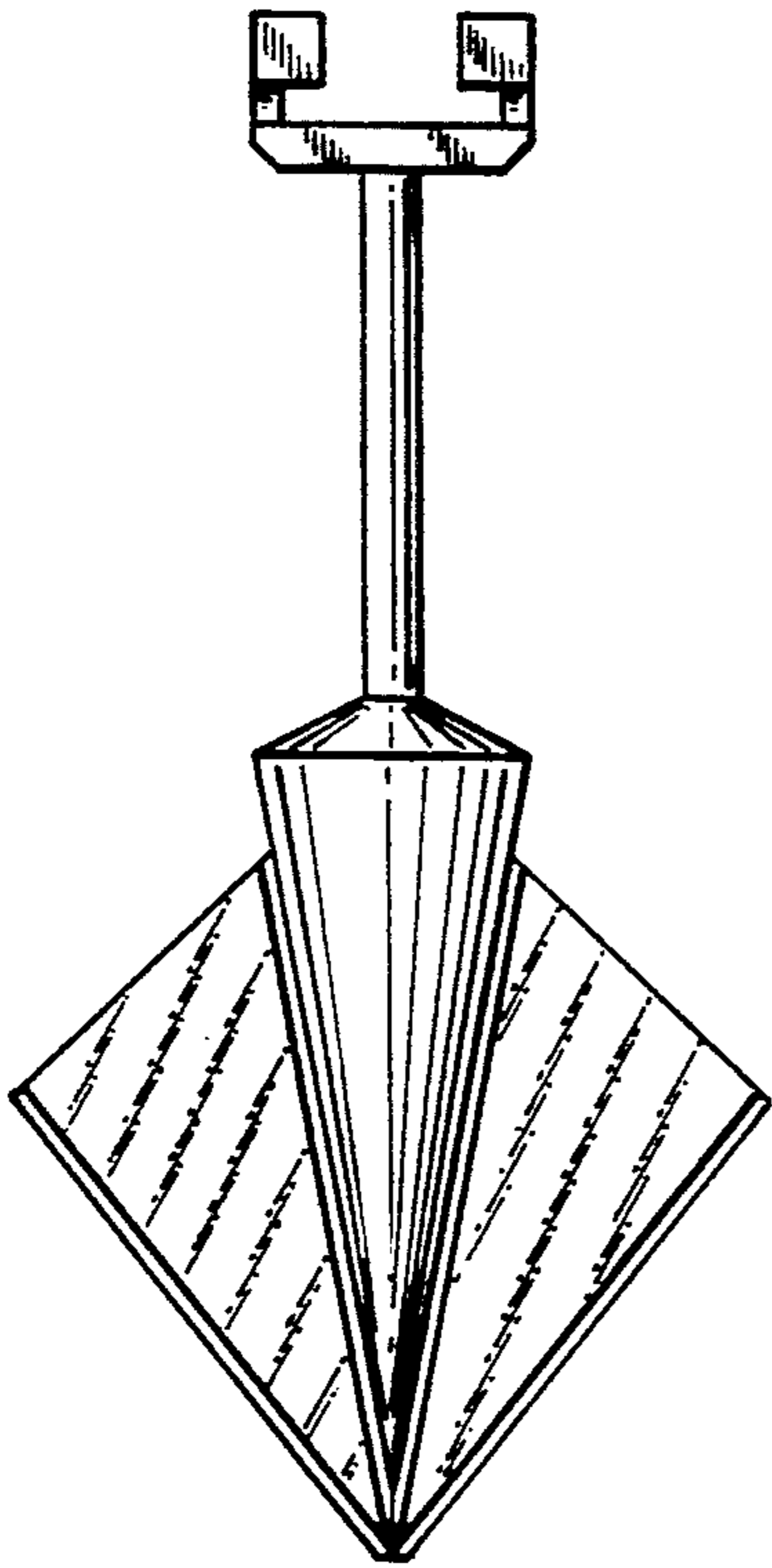
### [56] References Cited

FIG. 1 is a front elevational view of a clock pendulum showing my new design;  
FIG. 2 is a rear elevational view;  
FIG. 3 is a right side elevational view, the left side elevational view being a mirror image;  
FIG. 4 is a top plan view; and,  
FIG. 5 is a bottom plan view thereof.


### U.S. PATENT DOCUMENTS

D. 51,420 10/1937 Moffat ..... D10/61  
D. 229,313 11/1973 Ebdon ..... D10/130 X  
D. 259,865 7/1981 Struby ..... D10/46 X  
D. 301,845 6/1989 Yoshida ..... D11/79

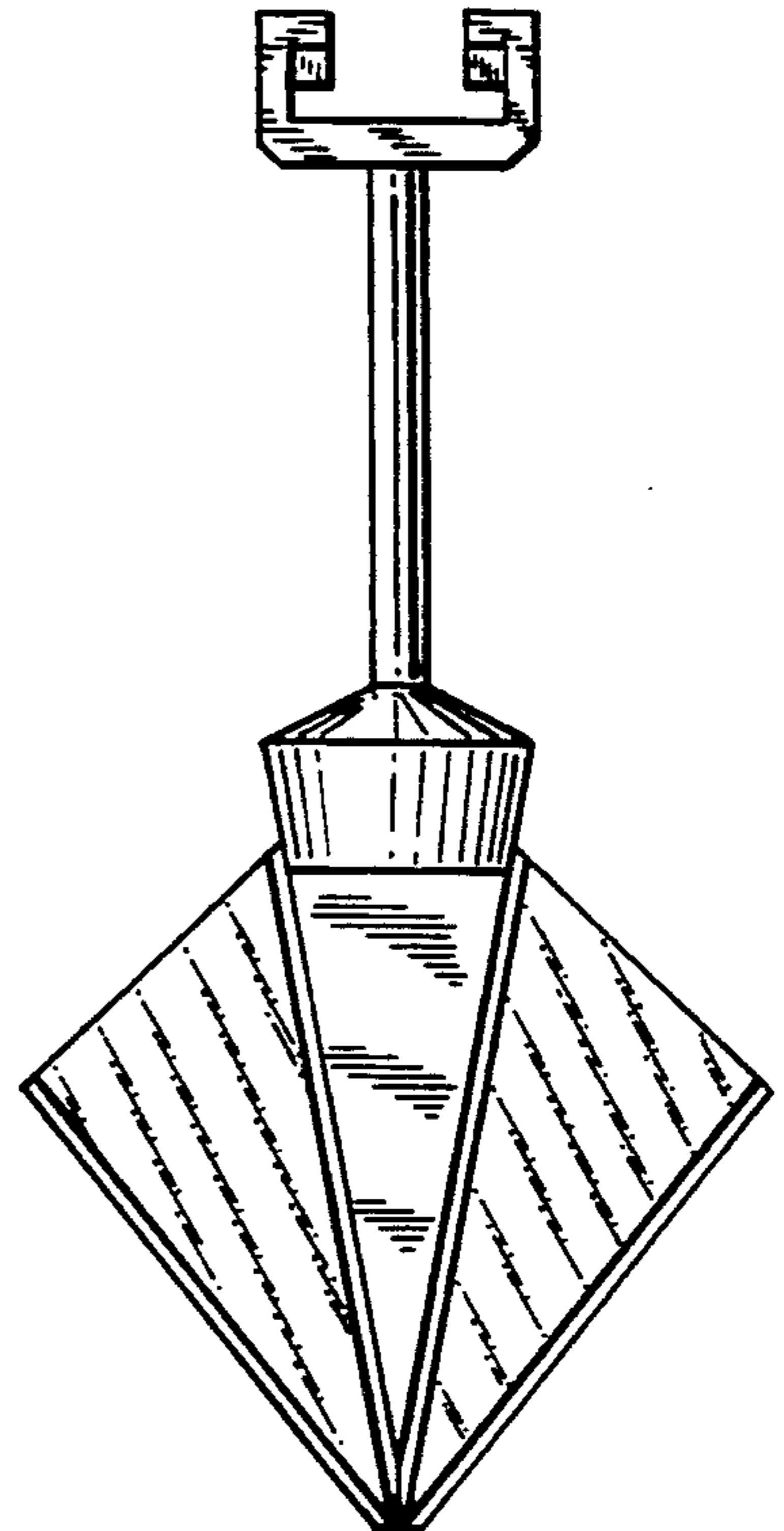




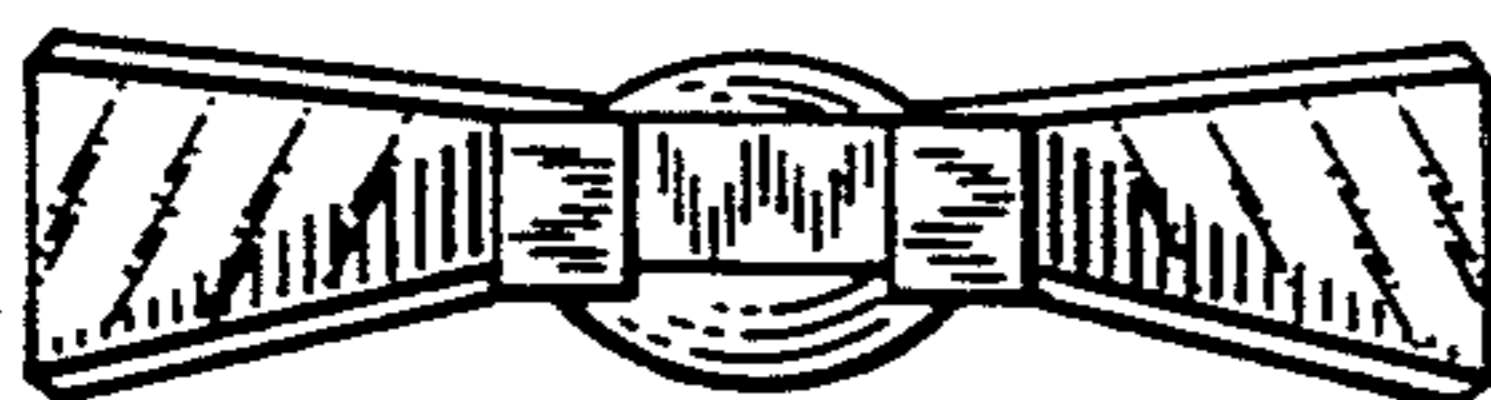
*FIG. 1*



*FIG. 3*



*FIG. 2*



*FIG. 4*



*FIG. 5*