



US00D329388S

United States Patent [19]

[11] Patent Number: **Des. 329,388**

Takahashi

[45] Date of Patent: **** Sep. 15, 1992**

[54] **TIMEPIECE BODY**

[75] Inventor: **Koichi Takahashi, Nagano, Japan**

[73] Assignee: **Seiko Epson Corporation, Tokyo, Japan**

[**] Term: **14 Years**

[21] Appl. No.: **541,424**

[22] Filed: **Jun. 21, 1990**

[30] **Foreign Application Priority Data**

Dec. 22, 1989 [JP] Japan 1-46947

[52] U.S. Cl. **D10/30; D10/38**

[58] Field of Search **D10/1-40, D10/122-132; 368/82-84, 239-242, 276-277, 280-282, 285, 107-121**

[56] **References Cited**

U.S. PATENT DOCUMENTS

- D. 287,341 12/1986 Grimes D10/38 X
- D. 293,892 1/1988 Ichikawa D10/30 X
- D. 315,514 3/1991 Weil D10/32

- D. 316,676 5/1991 Houlihan D10/32
- D. 316,983 5/1991 Houlihan D10/39
- D. 320,750 10/1991 Kawashima D10/30 X

OTHER PUBLICATIONS

Swiss Watch & Jewelry Journal-Feb. 1986-p. 224-Watch at right.

Primary Examiner-Nelson C. Holtje
Attorney, Agent, or Firm-Blum Kaplan

[57] **CLAIM**

The ornamental design for a timepiece body, as shown and described.

DESCRIPTION

FIG. 1 is a front elevational view of a timepiece body showing my new design;
 FIG. 2 is a front elevational view thereof;
 FIG. 3 is a right side elevational view thereof;
 FIG. 4 is a left side elevational view thereof;
 FIG. 5 is a rear elevational view thereof;
 FIG. 6 is a bottom plan view thereof; and,
 FIG. 7 is a right front perspective view thereof.

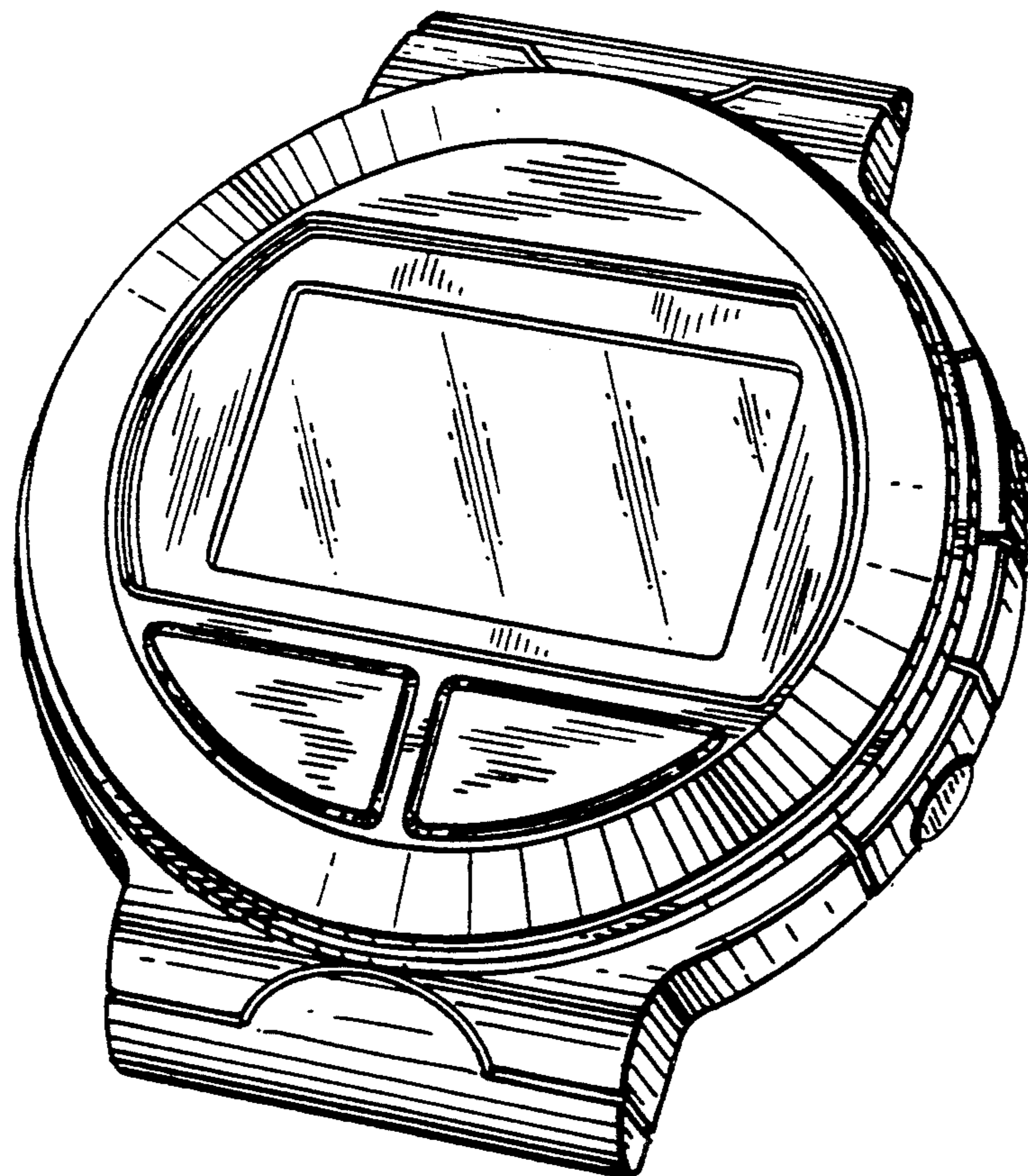


FIG. 1




FIG. 2

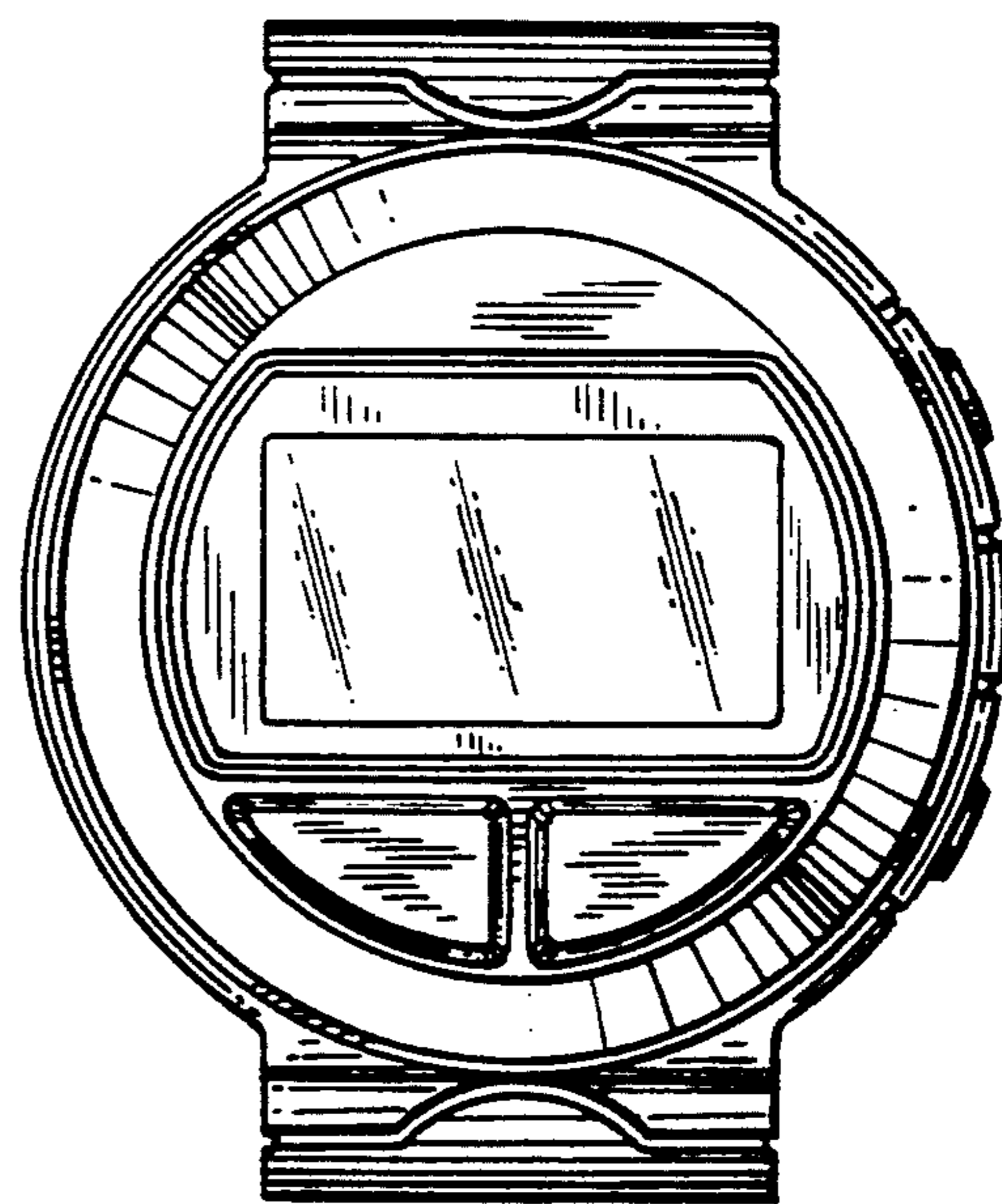


FIG. 3



FIG. 4

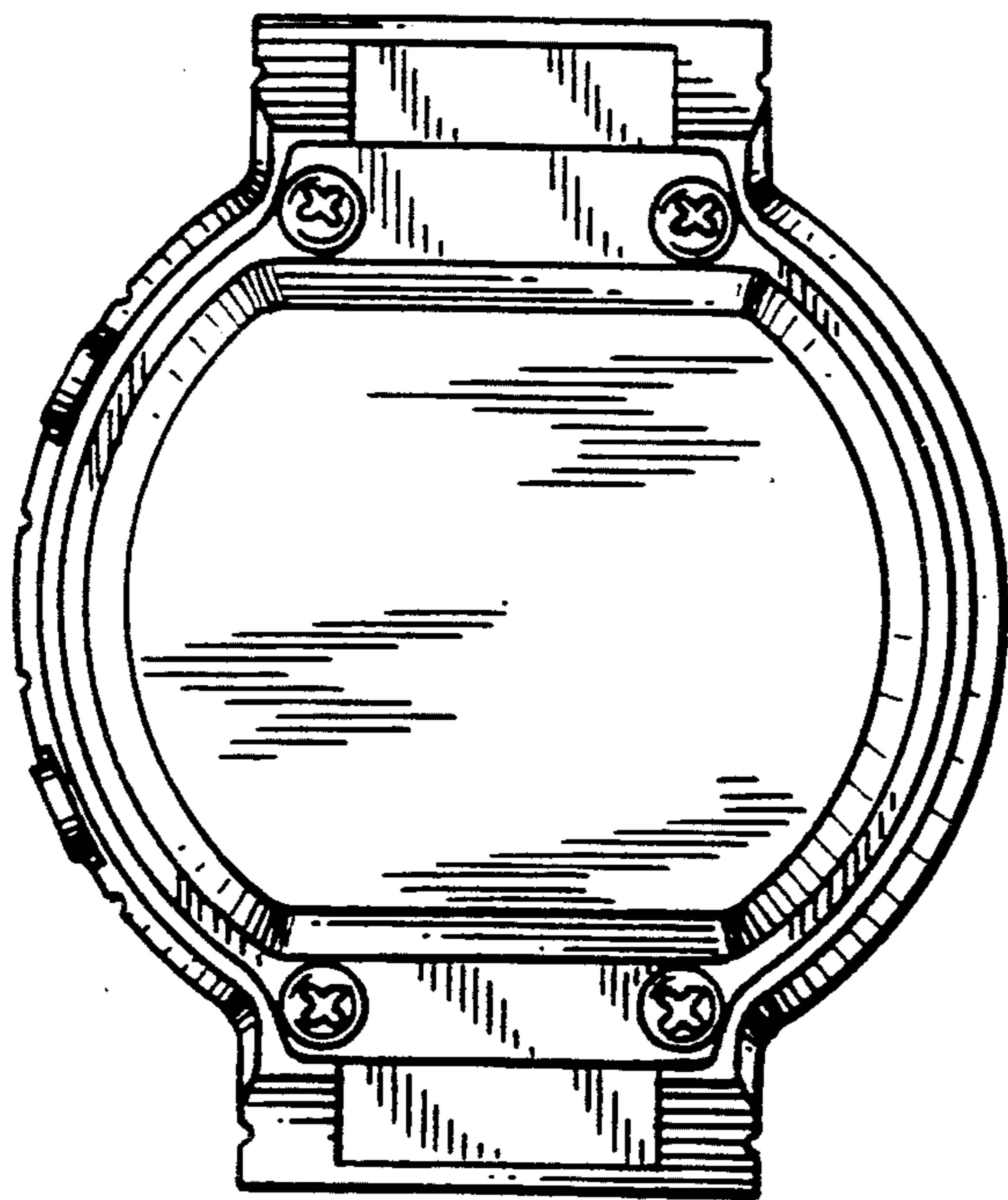



FIG. 5

FIG. 6

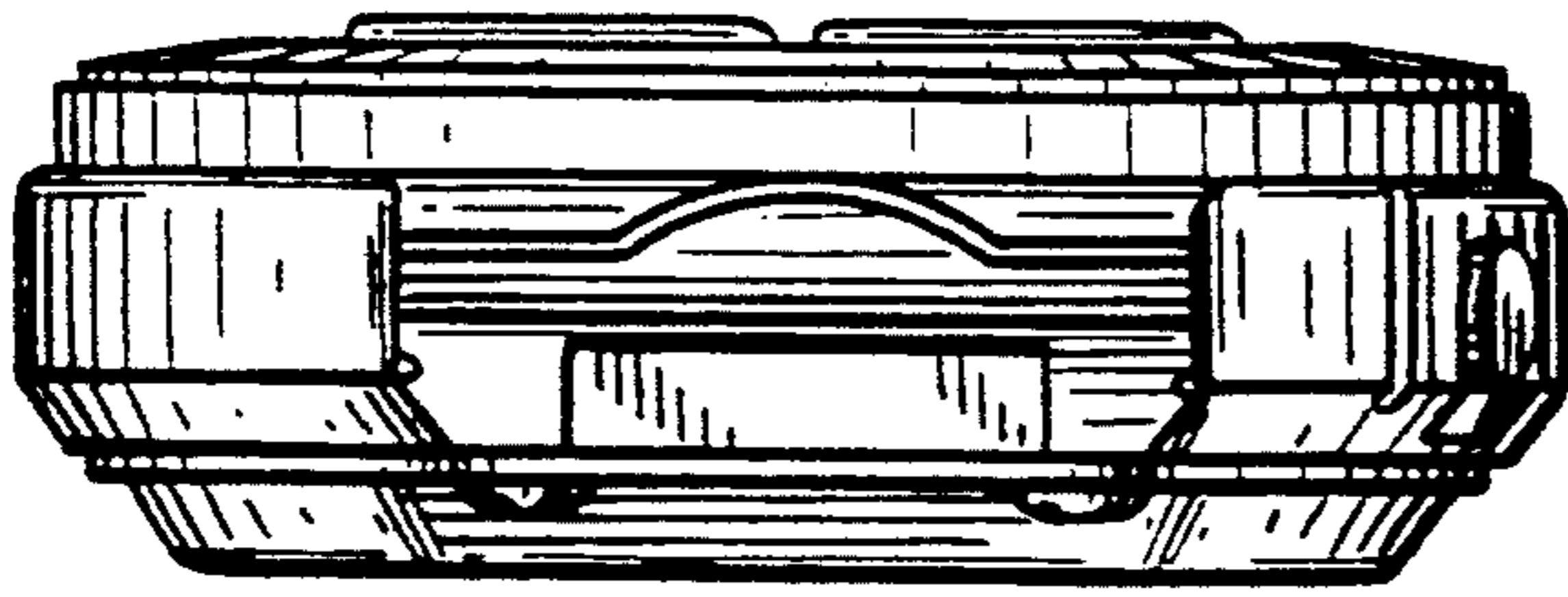


FIG. 7

