



US00D329379S

United States Patent [19]

Jorgensen et al.

[11] Patent Number: **Des. 329,379**

[45] Date of Patent: **** Sep. 15, 1992**

[54] **TUBE HEAD**

[75] Inventors: **Lise W. Jorgensen, Woodbury;**
Donald P. Losier, Westport, both of
Conn.

[73] Assignee: **The Procter & Gamble Company,**
Cincinnati, Ohio

[**] Term: **14 Years**

[21] Appl. No.: **595,936**

[22] Filed: **Oct. 10, 1990**

[52] U.S. Cl. **D9/434; D9/302;**
D9/447

[58] Field of Search **D9/302, 434, 447, 499;**
220/DIG. 7; 222/92-107

[56] **References Cited**

U.S. PATENT DOCUMENTS

D. 30,851	5/1899	Zacharias .	
D. 194,222	12/1962	Rolley et al. .	
D. 216,386	12/1969	Suggs	D9/434
D. 267,779	2/1983	Roth	D9/434
D. 281,055	10/1985	Dombroski .	
1,978,455	2/1933	Geerlings .	
2,352,456	6/1944	Temple	222/92

2,893,613	7/1959	Davis	222/566
3,144,964	3/1961	Goff et al. .	
3,151,777	10/1964	Rooney	222/92
3,227,318	1/1966	Rieder	222/92
3,397,821	7/1966	Tiberis .	
3,448,896	6/1969	Kobayashi et al.	222/92
4,580,702	4/1986	Hatakayama et al. .	

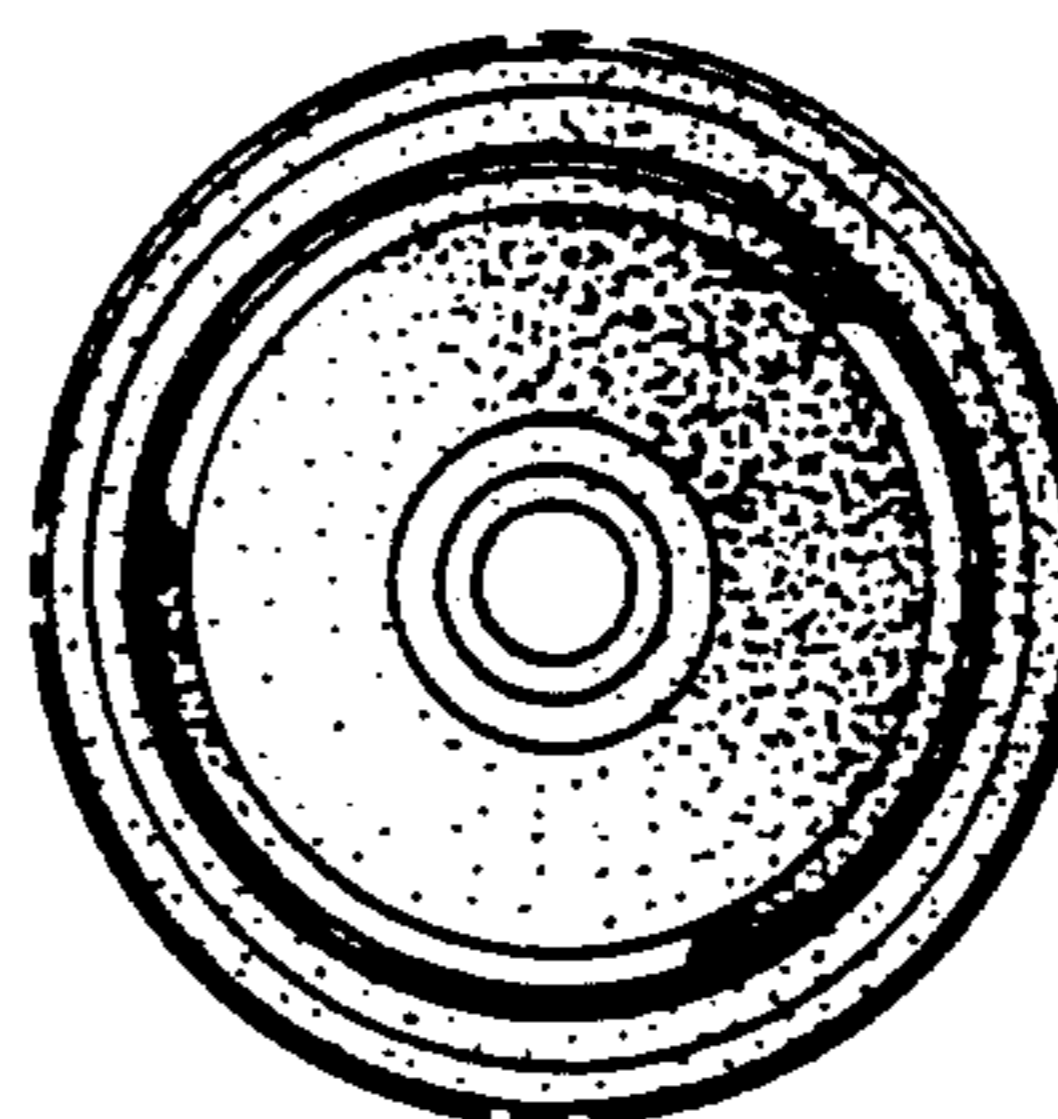

Primary Examiner—Bernard Ansher
Assistant Examiner—Dominic Simone
Attorney, Agent, or Firm—R. C. Witte; E. L. Hughett

[57] **CLAIM**

The ornamental appearance for a tube head, as shown and described.

DESCRIPTION

FIG. 1 is a front elevational view of a tube head embodying our new design;
FIG. 2 is a right side elevational view thereof;
FIG. 3 is a rear elevational view thereof;
FIG. 4 is a left side elevational view thereof;
FIG. 5 is a top plan view thereof; and,
FIG. 6 is a bottom plan view thereof.
The broken lines in the figures represent one possible tube. They are shown for illustrative purposes only and form no part of the claim.



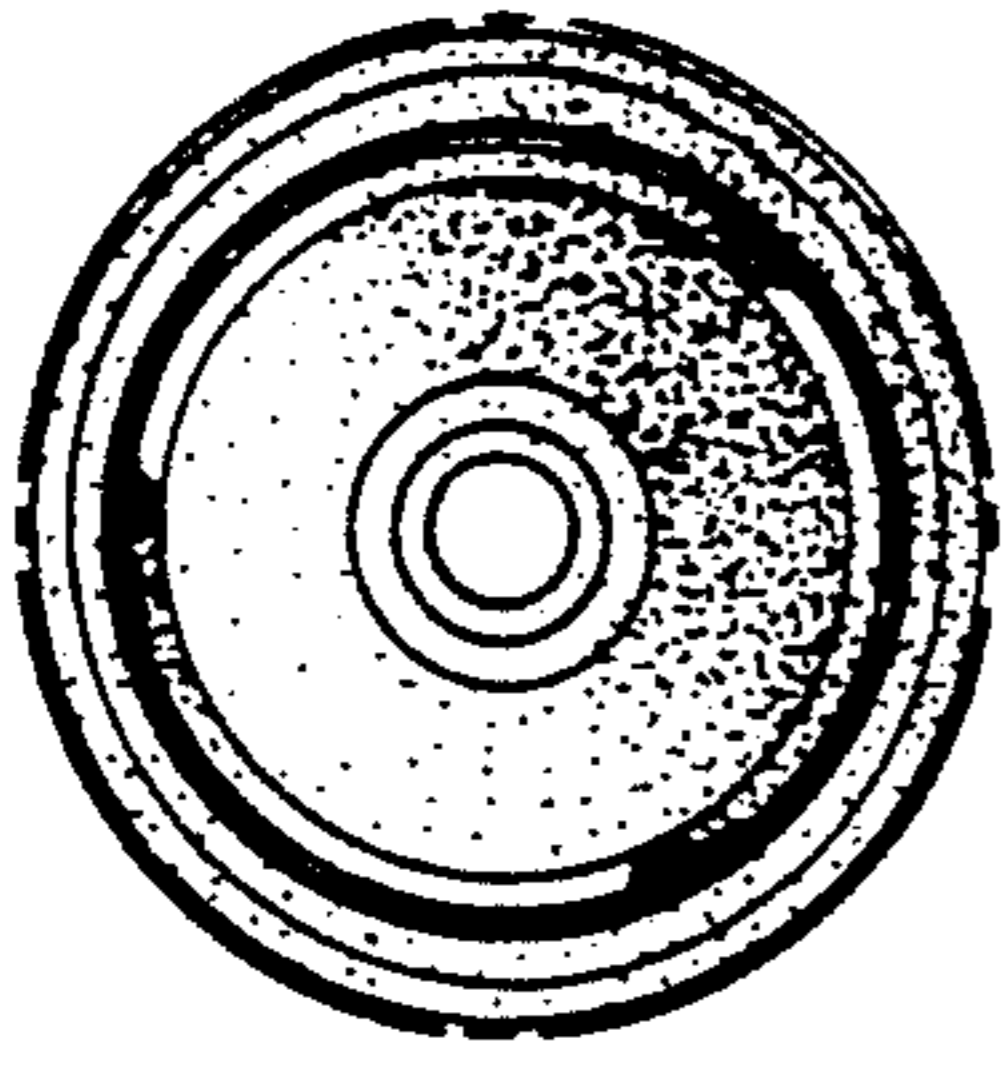


FIG. 5

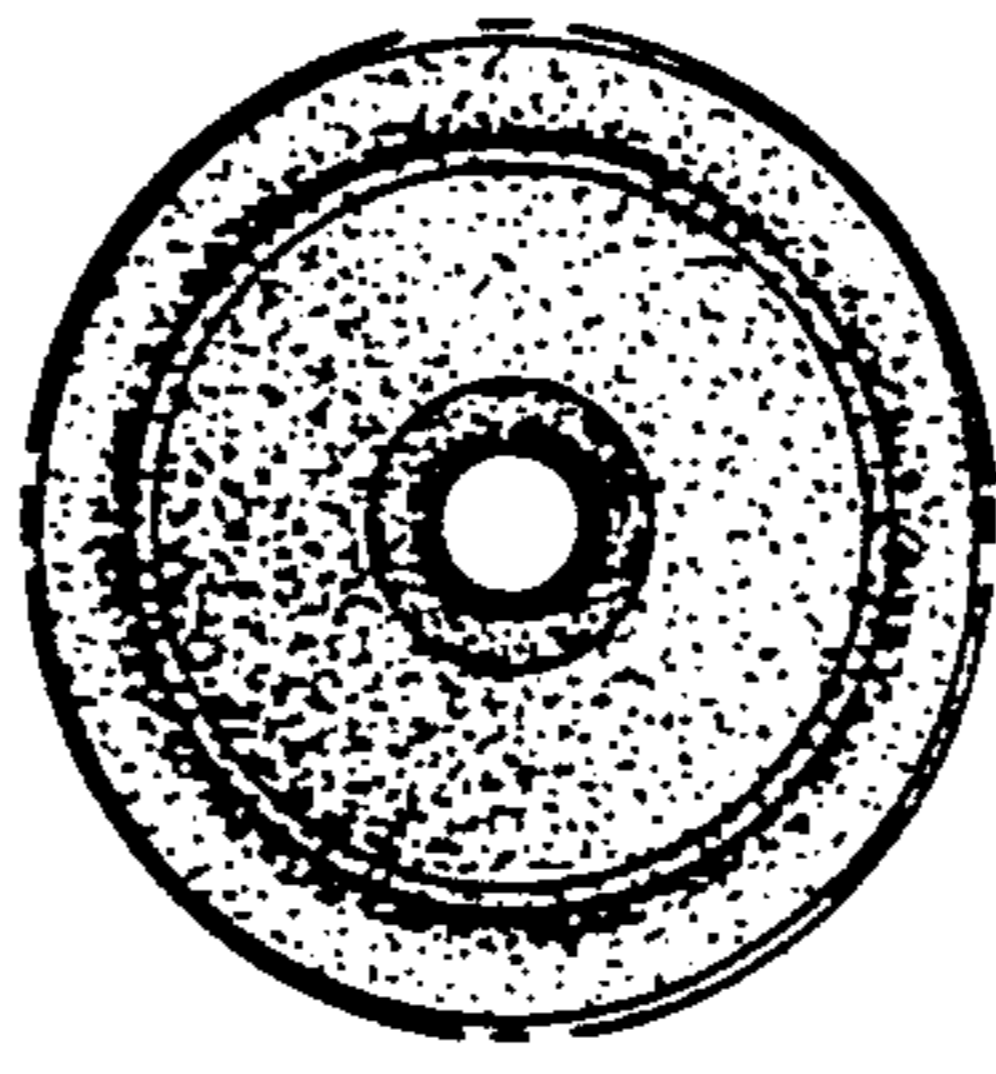


FIG. 6

FIG. 4

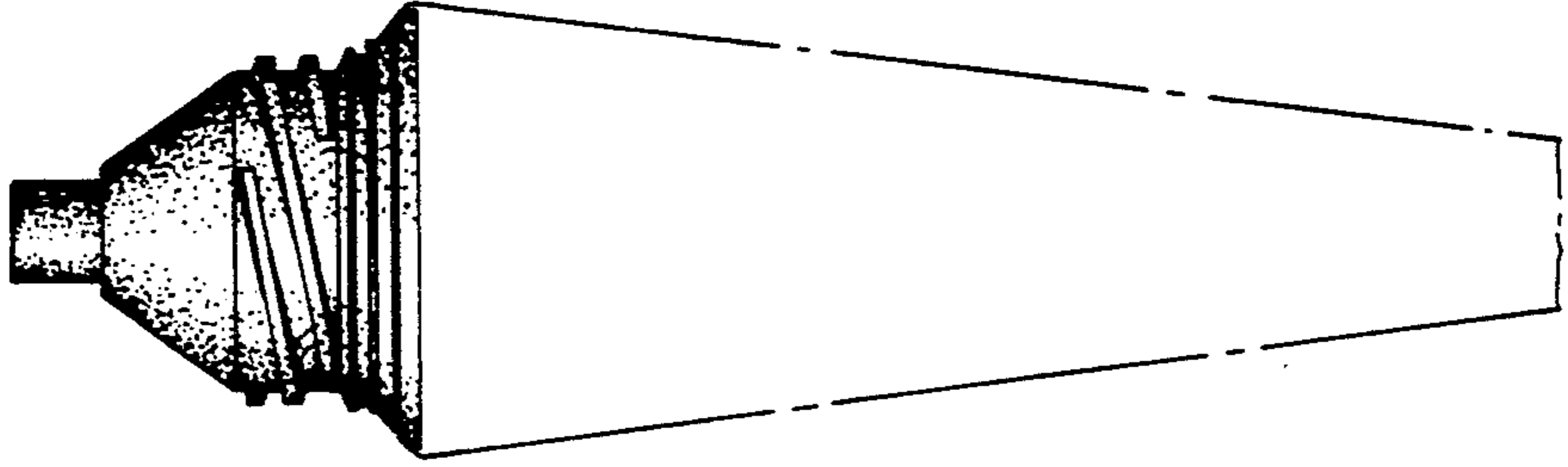


FIG. 3




FIG. 2

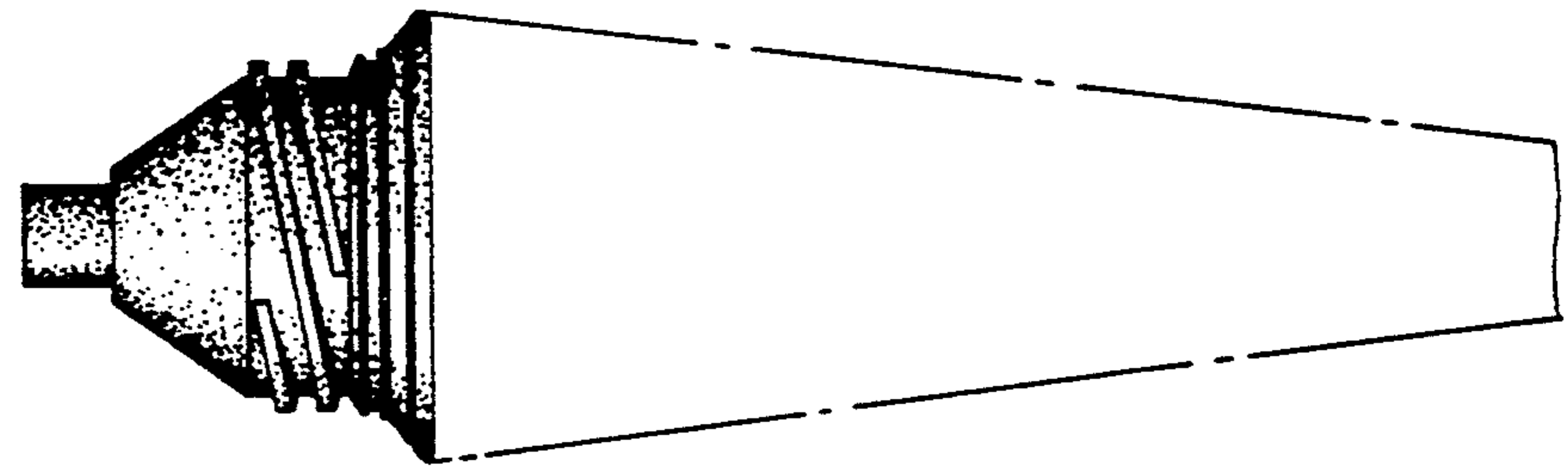


FIG. 1

