



US00D329346S

United States Patent [19]
McKeone et al.

[11] **Patent Number: Des. 329,346**
[45] **Date of Patent: ** Sep. 15, 1992**

[54] **TOWEL BAR**

[75] **Inventors: William C. McKeone; Mary J. Reid,**
both of Sheboygan, Wis.

[73] **Assignee: Kohler Co., Kohler, Wis.**

[**] **Term: 14 Years**

[21] **Appl. No.: 476,100**

[22] **Filed: Jan. 26, 1990**

Related U.S. Application Data

[63] Continuation of Ser. No. 332,305, Mar. 31, 1989, abandoned.

[52] **U.S. Cl. D6/549**

[58] **Field of Search D6/546-550;**
211/13, 16, 86-87, 105.1, 105.2, 105.3, 106, 123,
182-183

[56] **References Cited**

U.S. PATENT DOCUMENTS

- D. 236,864 9/1975 Tegner D6/549
- D. 239,798 5/1976 Vrignand D6/533 X
- D. 263,661 4/1982 Thompson D6/549
- D. 310,147 8/1990 Aaron D6/549 X
- D. 312,935 12/1990 Chap et al. D6/549

OTHER PUBLICATIONS

Jado advertisement showing the 031/300 towel bar, undated (admitted prior art).

P. 23 from a Kohler Co. brochure showing the "Alternata" bath faucet handle, undated (admitted prior art).
Bathroom Jewelry advertisement for the BA-360-9 grab bar, undated (admitted prior art).

Primary Examiner—Brian N. Vinson
Attorney, Agent, or Firm—Quarles & Brady

[57] **CLAIM**

The ornamental design for a towel bar, as shown and described.

DESCRIPTION

FIG. 1 is a top, front, and left side perspective view of a towel bar showing our new design;

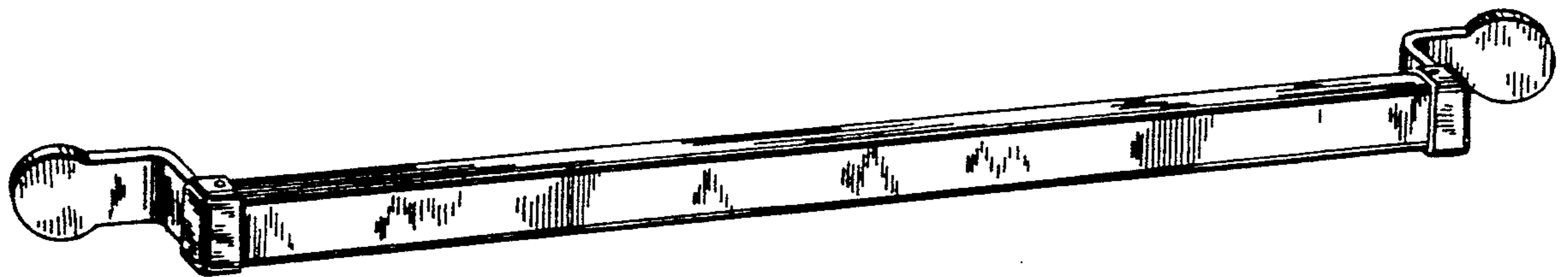
FIG. 2 is a front elevational view thereof;

FIG. 3 is a top plan view thereof, the bottom being a mirror image of that shown;

FIG. 4 is a left side elevational view thereof, the right side being a mirror image of that shown;

FIG. 5 is a front elevational view of a second embodiment thereof, the only difference residing in the length of the bar portion; and,

FIG. 6 is a front elevational view of a third embodiment thereof, the only difference residing in the length of the bar portion.



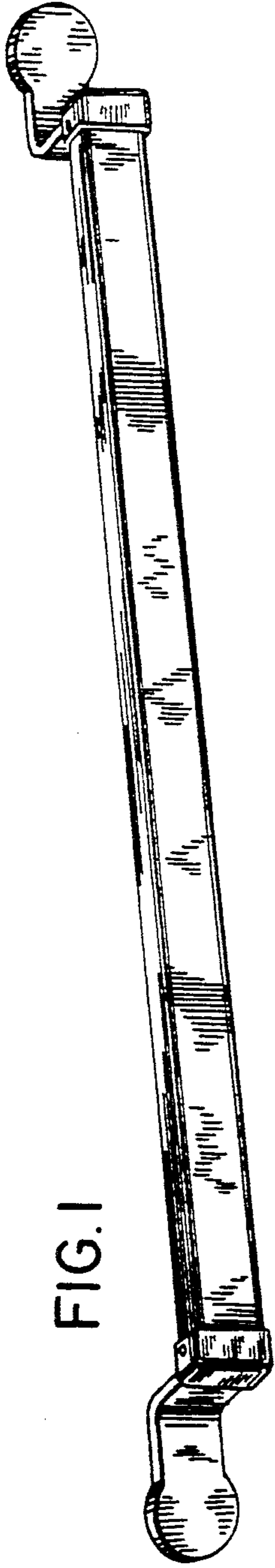


FIG. 1

FIG. 2

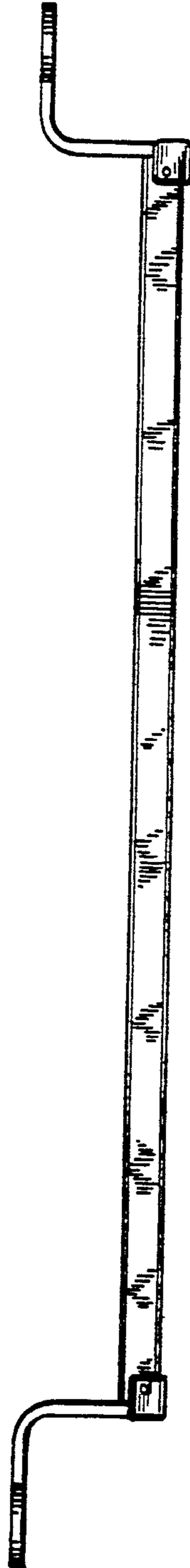
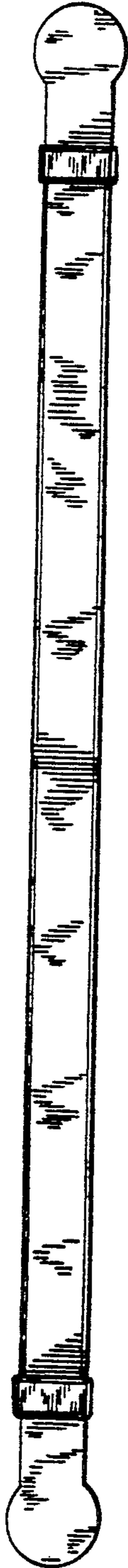


FIG. 3



FIG. 4

FIG. 5




FIG. 6

