



US00D329318S

United States Patent [19]

[11] Patent Number: **Des. 329,318**

Yukimoto et al.

[45] Date of Patent: **** Sep. 8, 1992**

[54] **CURRENCY DISCRIMINATING MACHINE**

[75] Inventors: **Koji Yukimoto; Hiroshi Hayashi,**
both of Sakado; Yukio Ito, Niiza, all
of Japan

[73] Assignee: **Kabushiki Kaisha Nippon Coinco,**
Japan

[*] Notice: The portion of the term of this patent
subsequent to May 21, 2005 has been
disclaimed.

[**] Term: **14 Years**

[21] Appl. No.: **223,178**

[22] Filed: **Jul. 22, 1988**

[30] **Foreign Application Priority Data**

Feb. 3, 1988 [JP] Japan 63-3760

[52] U.S. Cl. **D99/28**

[58] Field of Search D99/28; D20/4, 5;
D14/100, 102, 103, 105, 107, 109; D15/9.1-9.3;
453/1-5, 6, 58

[56] **References Cited**

U.S. PATENT DOCUMENTS

D. 238,429 1/1976 Hermann D99/28

D. 251,649	4/1979	Devin et al.	D99/28
D. 253,315	10/1979	Berman et al.	D99/28
D. 264,764	6/1982	Freijd	D99/28
D. 272,291	1/1984	Hauser et al.	D99/28
D. 285,306	8/1986	Joffe et al.	D14/102
D. 288,094	2/1987	Davis et al.	D14/100
D. 293,152	12/1987	Prinzhorn	D99/28
D. 306,719	3/1990	Austin et al.	D14/105
D. 308,670	6/1990	Hanson et al.	D14/102

Primary Examiner—Nelson C. Holtje
Assistant Examiner—J. H. Musgrove
Attorney, Agent, or Firm—Bruce L. Adams; Van C.
Wilks

[57] **CLAIM**

The ornamental design for a currency discriminating machine, as shown and described.

DESCRIPTION

FIG. 1 is a front perspective view of a currency discriminating machine showing our new design; FIG. 2 is a front elevational view thereof; FIG. 3 is a right side elevational view thereof; FIG. 4 is a rear elevational view thereof; FIG. 5 is a left side elevational view thereof; FIG. 6 is a top plan view thereof; and, FIG. 7 is a bottom plan view thereof.

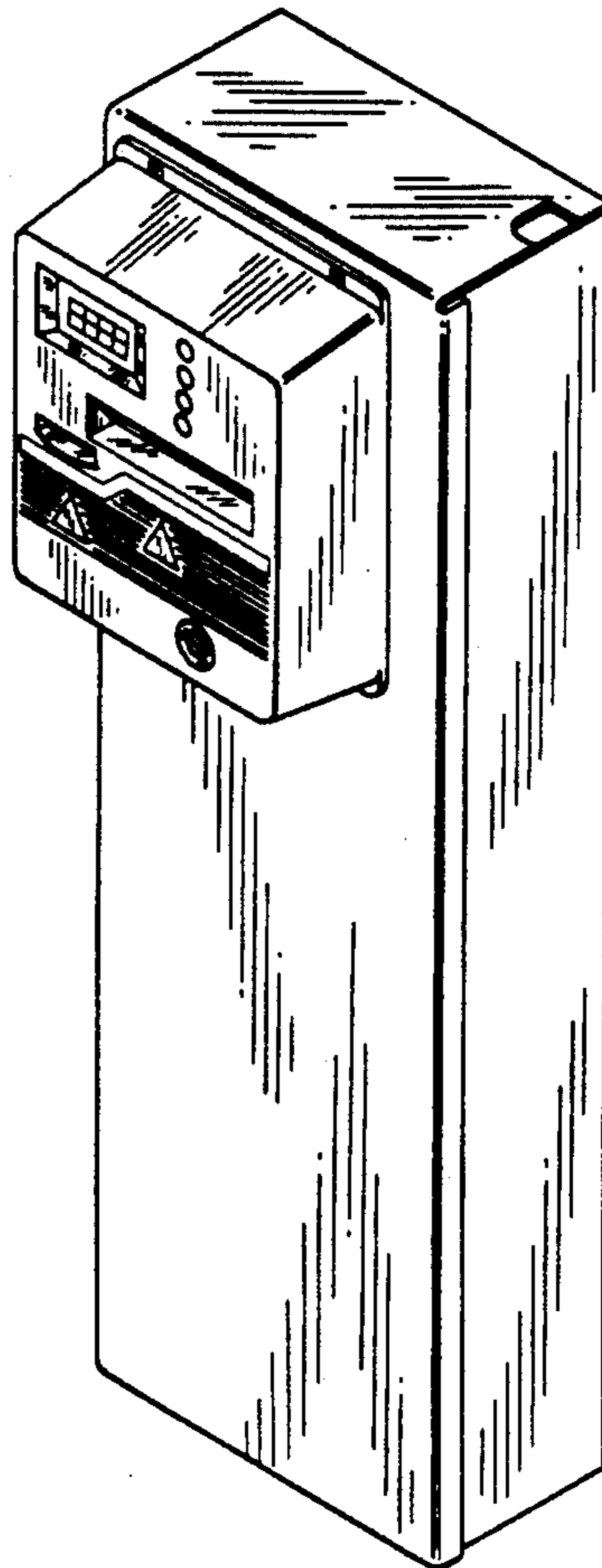


FIG. 3




FIG. 2

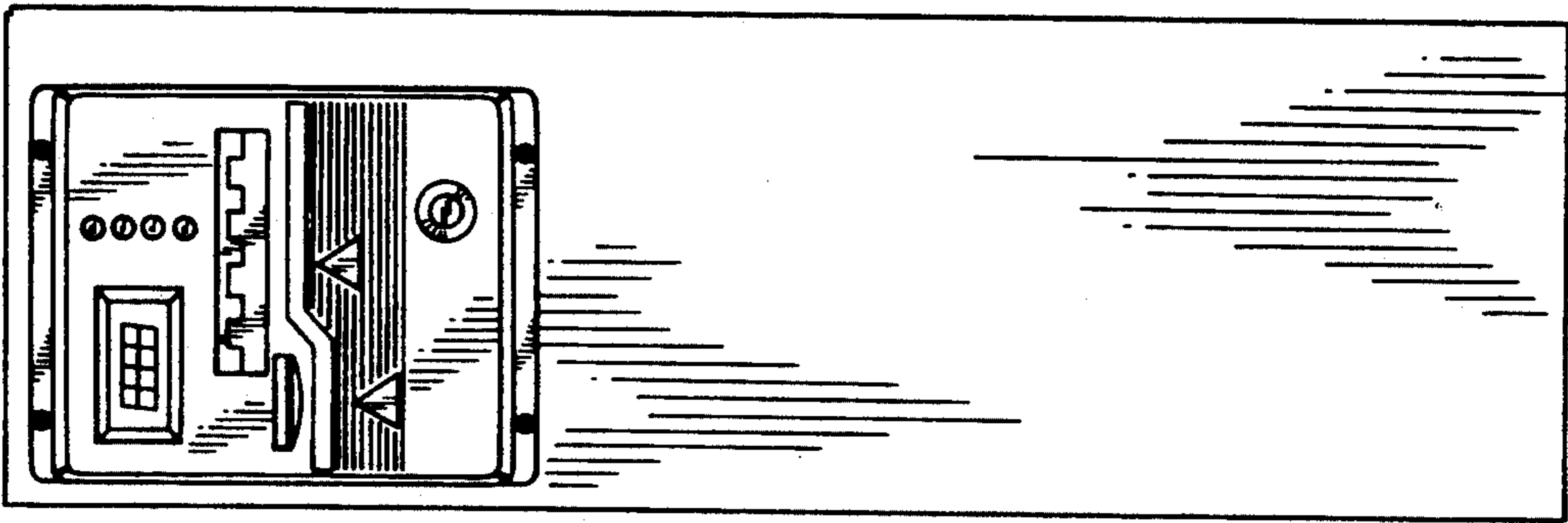


FIG. 1




FIG. 4

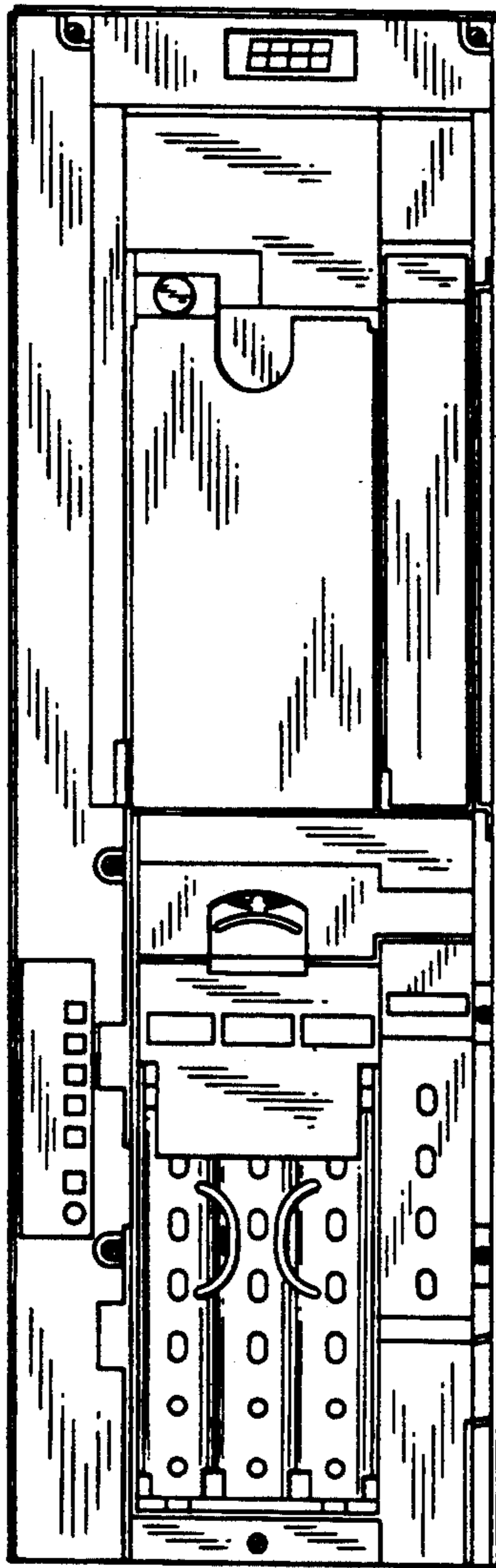


FIG. 5

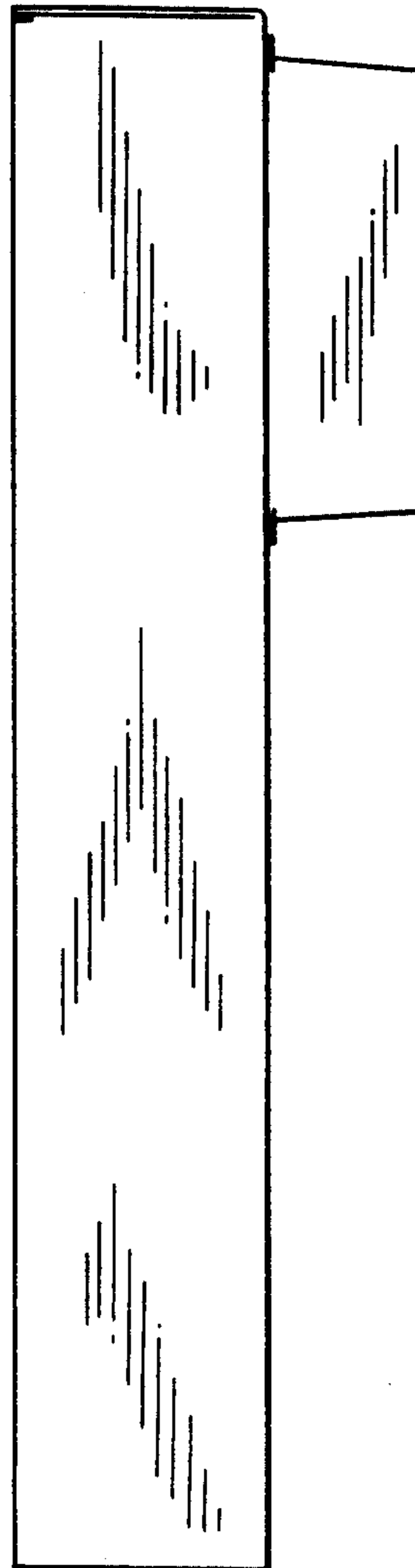


FIG. 6

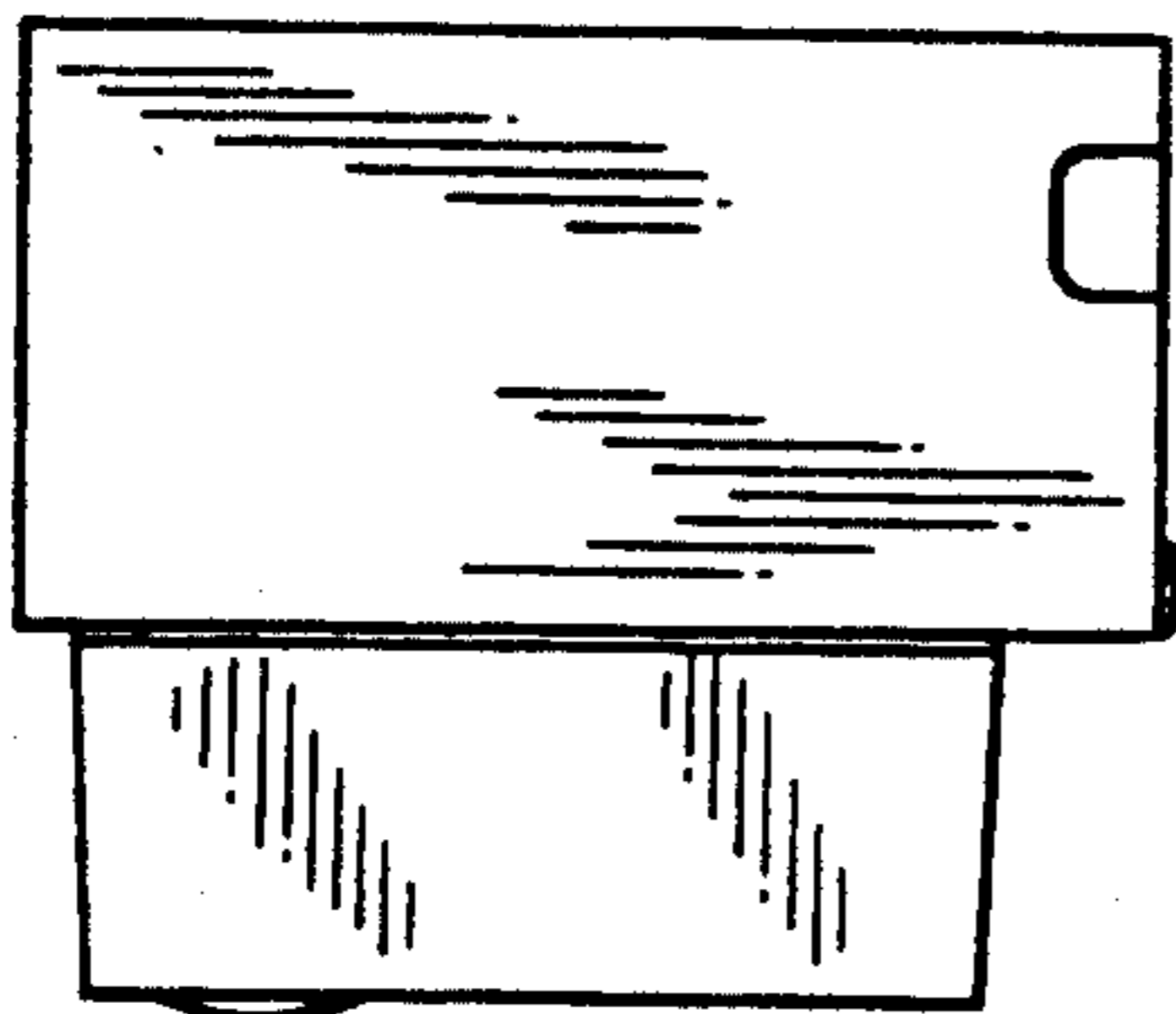


FIG. 7

