



US00D329300S

United States Patent [19]

Hong

[11] Patent Number: **Des. 329,300**

[45] Date of Patent: **** Sep. 8, 1992**

[54] **FLUORESCENT WALL LIGHT**

2,983,813 5/1961 Pfaff, Jr. D26/76 X
4,667,275 5/1987 Herst et al. 362/223

[76] Inventor: **Apex Hong**, No. 9, Kung 4 Rd., Lin Kou Industrial Park, Taipei Hsien, Taiwan

Primary Examiner—Susan J. Lucas
Attorney, Agent, or Firm—Varndell Legal Group

[**] Term: **14 Years**

[57] **CLAIM**

[21] Appl. No.: **636,986**

The ornamental design for fluorescent wall light, as shown and described.

[22] Filed: **Jan. 3, 1991**

DESCRIPTION

[52] U.S. Cl. **D26/78**

[58] Field of Search D26/75, 76, 77, 78;
362/147, 404-408, 432, 362, 220, 221, 222, 223

FIG. 1 is a front perspective view of a fluorescent wall light showing my new design;

FIG. 2 is a front elevational view thereof;

FIG. 3 is a rear elevational view thereof;

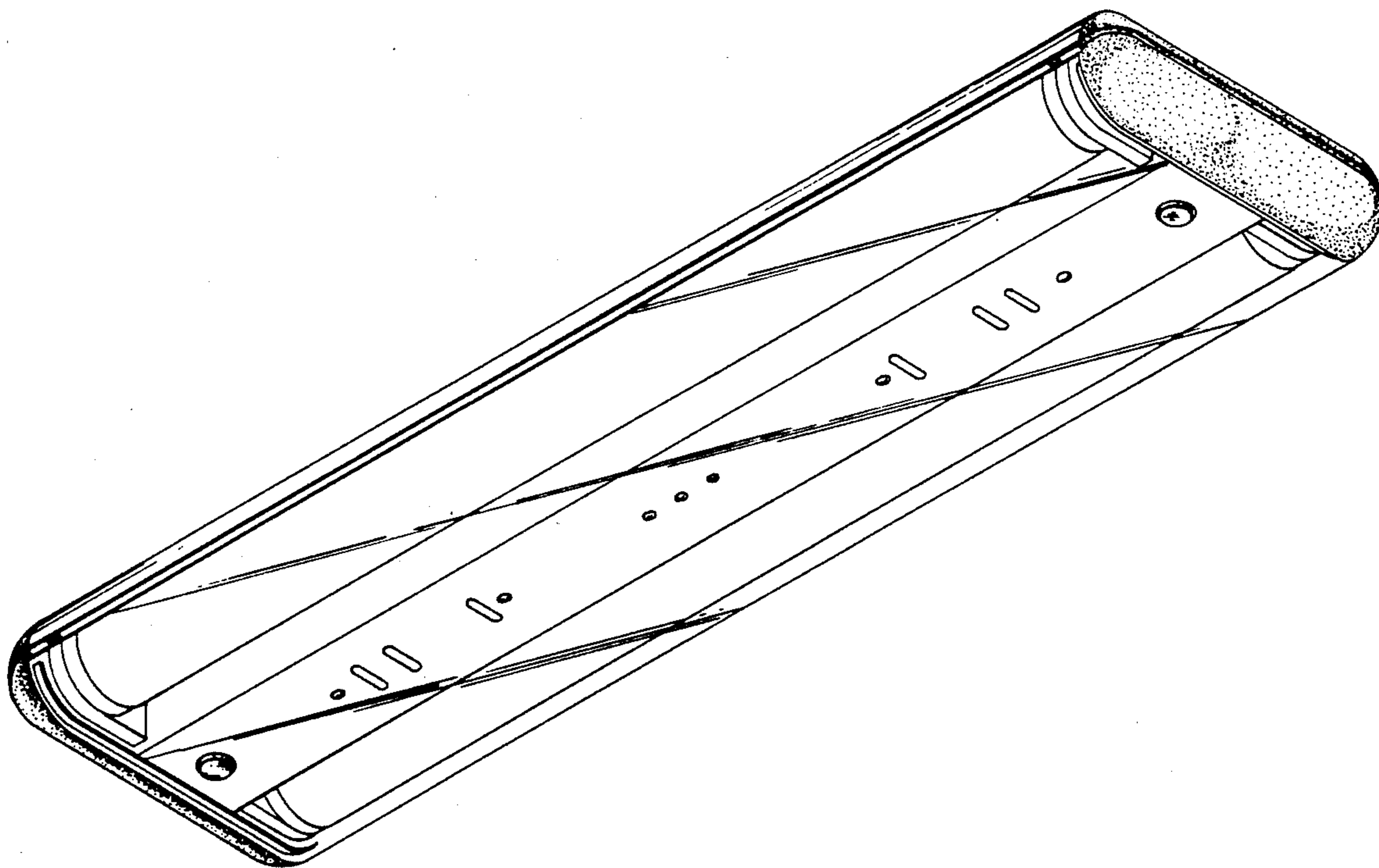
FIG. 4 is a side elevational view thereof, the opposite side being a mirror image; and,

FIG. 5 is a top plan view thereof, the bottom being a mirror image.

[56] **References Cited**

U.S. PATENT DOCUMENTS

D. 145,323 7/1946 Nitardy D26/78
2,534,182 12/1950 Schwartz et al. D26/78 X



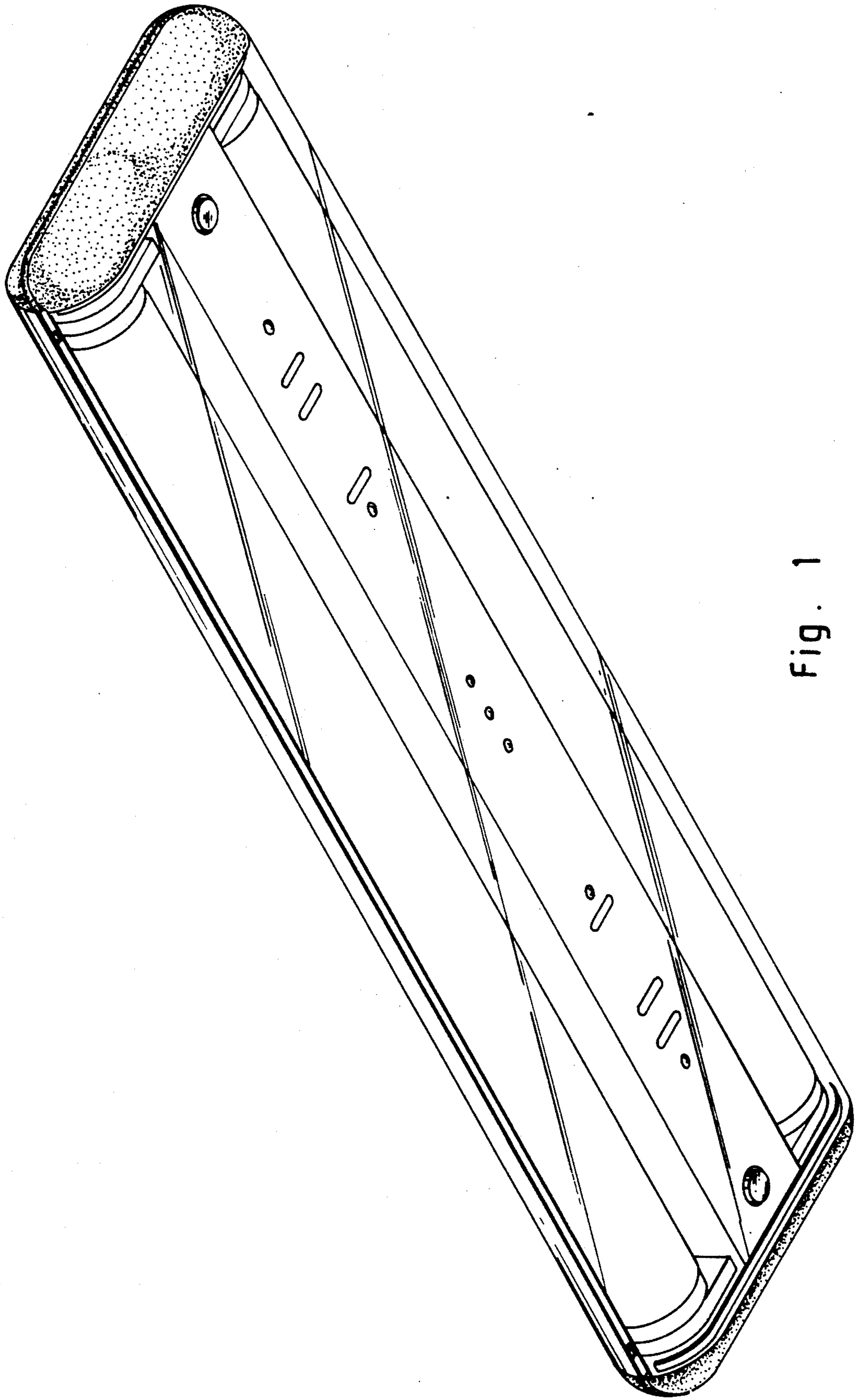


Fig. 1

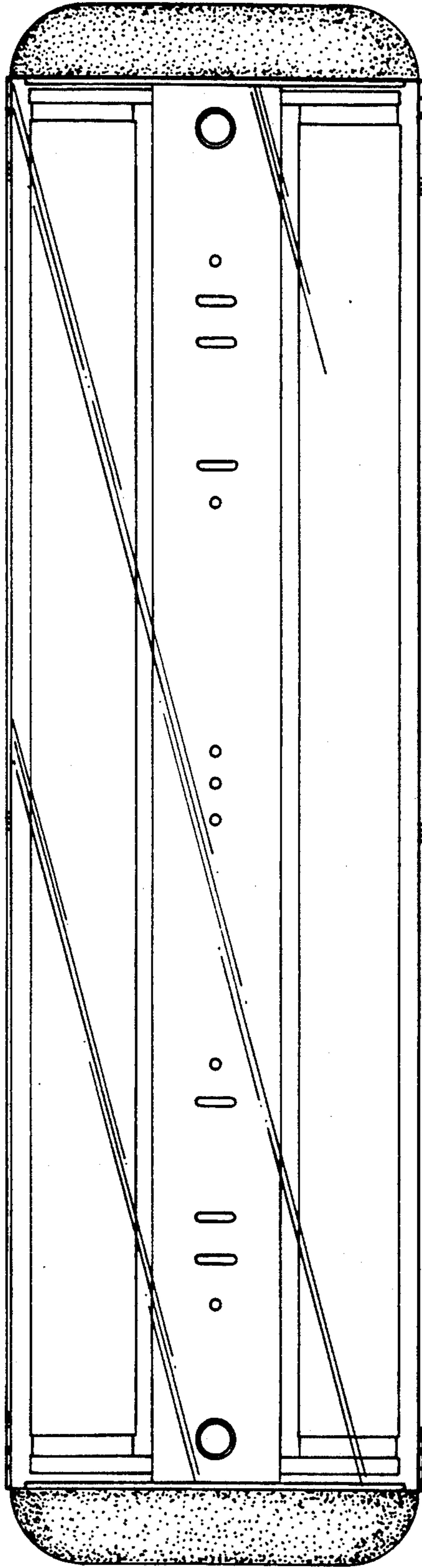


Fig. 2

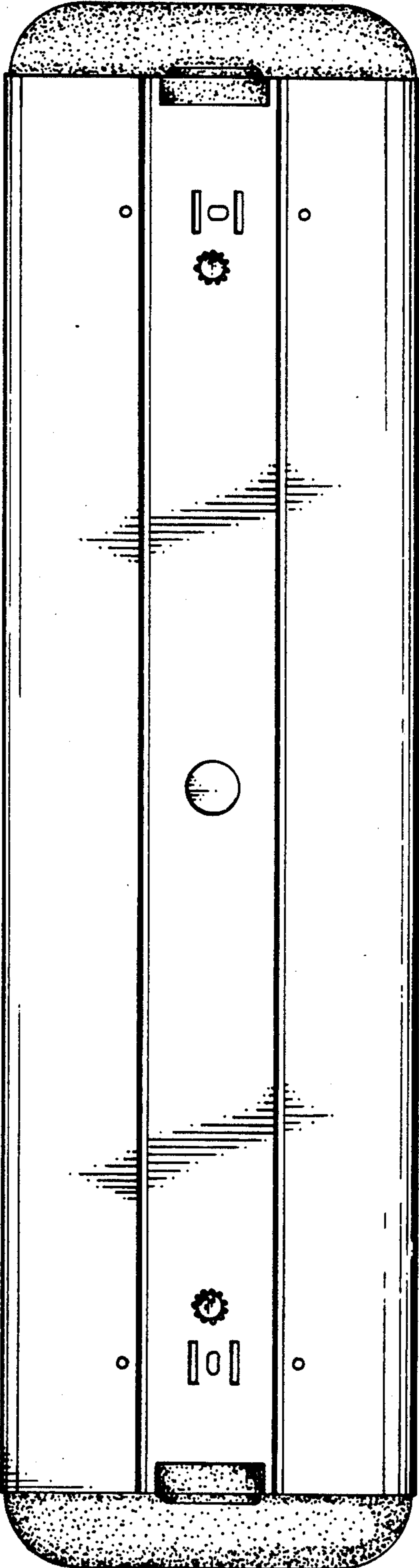


Fig. 3



Fig. 5




Fig. 4