



US00D329296S

United States Patent [19]

[11] Patent Number: **Des. 329,296**

Albrecht

[45] Date of Patent: **** Sep. 8, 1992**

[54] **GUARD FOR PROTECTING THE BASES OF TREE TRUNKS FROM TRIMMING DEVICES**

[75] Inventor: **Leonard N. Albrecht, Irvine, Calif.**

[73] Assignee: **Deep Root Corporation, Westminster, Calif.**

[**] Term: **14 Years**

[21] Appl. No.: **510,272**

[22] Filed: **Apr. 17, 1990**

[52] U.S. Cl. **D25/156; D25/164**

[58] Field of Search **D25/152, 153, 156, 164, D25/100; 47/23-26, 40.5; 52/507, 509, 633, 635, 661, 663, 668, 670, 673; D23/261**

[56] **References Cited**

U.S. PATENT DOCUMENTS

D. 231,789	6/1974	Ozeki et al.	D25/153
D. 244,854	6/1977	Salamone	D23/261
D. 248,042	5/1978	Ouelette	D25/152
D. 268,084	3/1983	Haggard	D25/100
D. 274,210	6/1984	Haggard	D23/261

D. 274,211	6/1984	Haggard	D25/156
616,074	12/1898	Buckley	52/661
1,123,304	1/1915	Jester	52/673
3,376,684	4/1968	Cole et al.	52/635
4,287,693	9/1981	Collette	52/302
4,590,705	5/1986	Prince	47/25

Primary Examiner—A. Hugo Word
Assistant Examiner—Doris Clark
Attorney, Agent, or Firm—Richard L. Gausewitz

[57] **CLAIM**

The ornamental design for a guard for protecting the bases of tree trunks from trimming devices, as shown and described.

DESCRIPTION

FIG. 1 is a top plan view of a guard for protecting the bases of tree trunks from trimming devices showing my new design;

FIG. 2 is a left side elevational view thereof;

FIG. 3 is a right side elevational view thereof;

FIG. 4 is a rear elevational view thereof; and,

FIG. 5 is a front elevational view thereof.

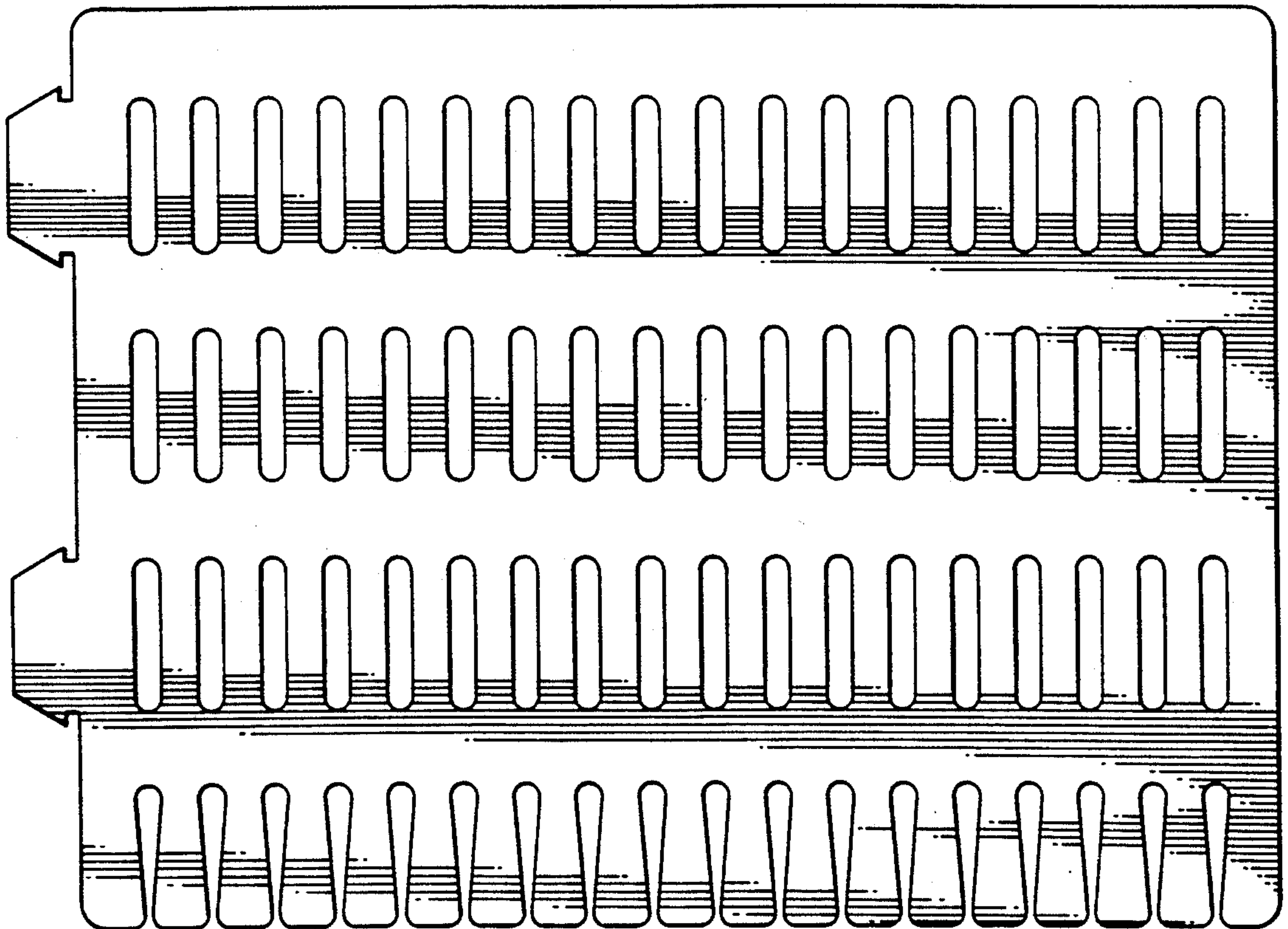


FIG. 3.




FIG. 1.

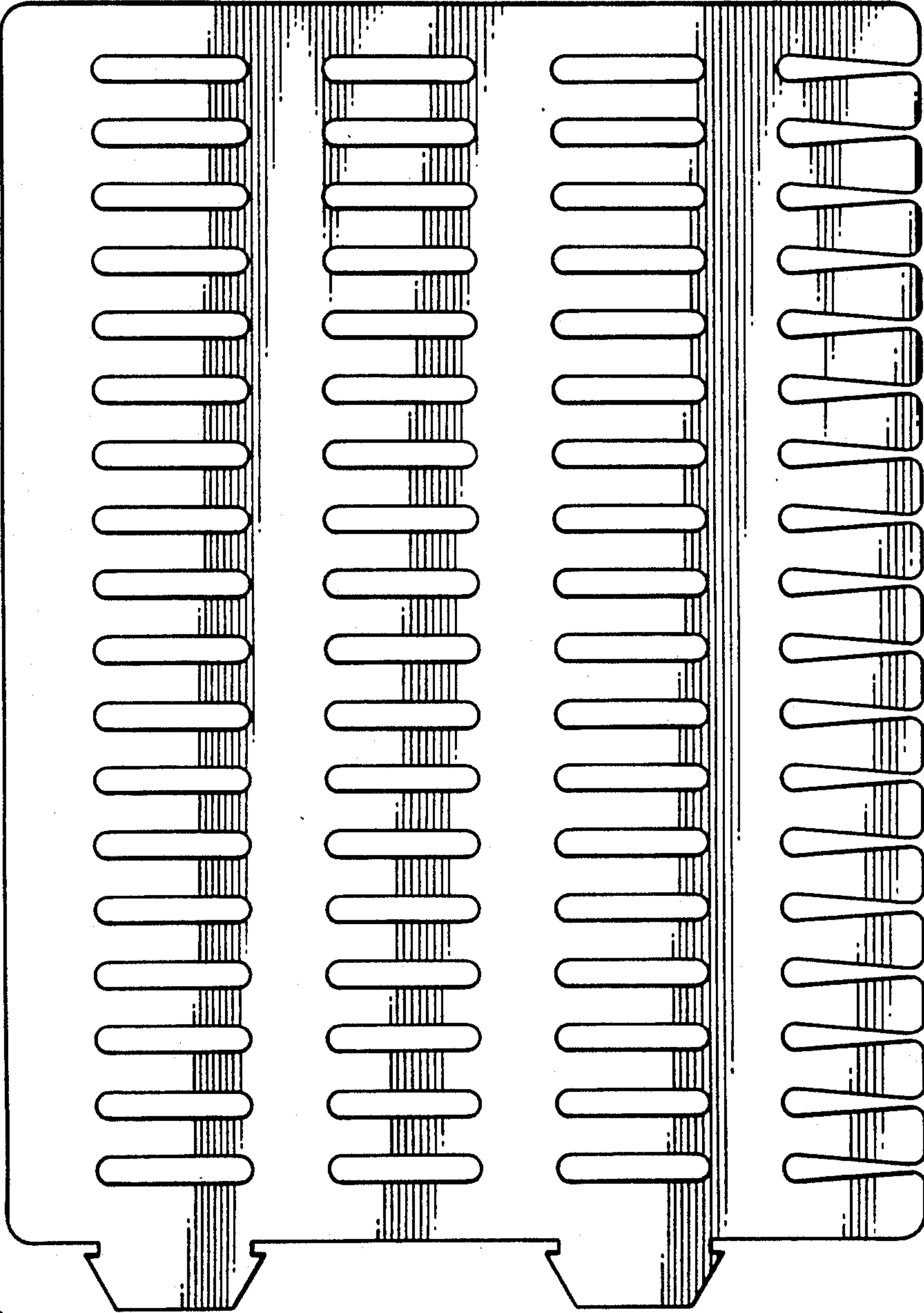


FIG. 2.



FIG. 4.

FIG. 5.

