



US00D329279S

United States Patent [19]

[11] Patent Number: **Des. 329,279**

Blanc et al.

[45] Date of Patent: **** Sep. 8, 1992**

[54] SINK

[75] Inventors: **Walter Blanc,**
Oberderdingen-Grossvillars; **Uwe Johannböke,** Eppingen-Mühlbach,
both of Fed. Rep. of Germany

[73] Assignee: **Blanco GmbH & Co. KG,**
Obererdingen, Fed. Rep. of
Germany

[**] Term: **14 Years**

[21] Appl. No.: **546,941**

[22] Filed: **Jul. 2, 1990**

[52] U.S. Cl. **D23/287; D23/290**

[58] Field of Search **D23/271-274,**
D23/284-294

D. 317,647 6/1991 Jung et al. D23/290
 D. 318,104 7/1991 Blanc et al. D23/290
 D. 318,523 7/1991 Blanc et al. D23/290
 D. 319,688 9/1991 Gocke et al. D23/290 X
 D. 319,870 9/1991 Gocke et al. D23/290
 D. 320,067 9/1991 Gocke et al. D23/290
 D. 322,842 12/1991 Jung et al. D23/290 X
 D. 322,846 12/1991 Gocke et al. D23/290
 4,624,020 11/1986 Abderhalden et al. 4/639 X
 4,689,840 9/1987 Muck et al. 4/629 X
 4,847,927 7/1989 Blanc 4/629

Primary Examiner—James R. Largen
Attorney, Agent, or Firm—Spencer, Frank & Schneider

[57] CLAIM

The ornamental design for a sink, as shown and described.

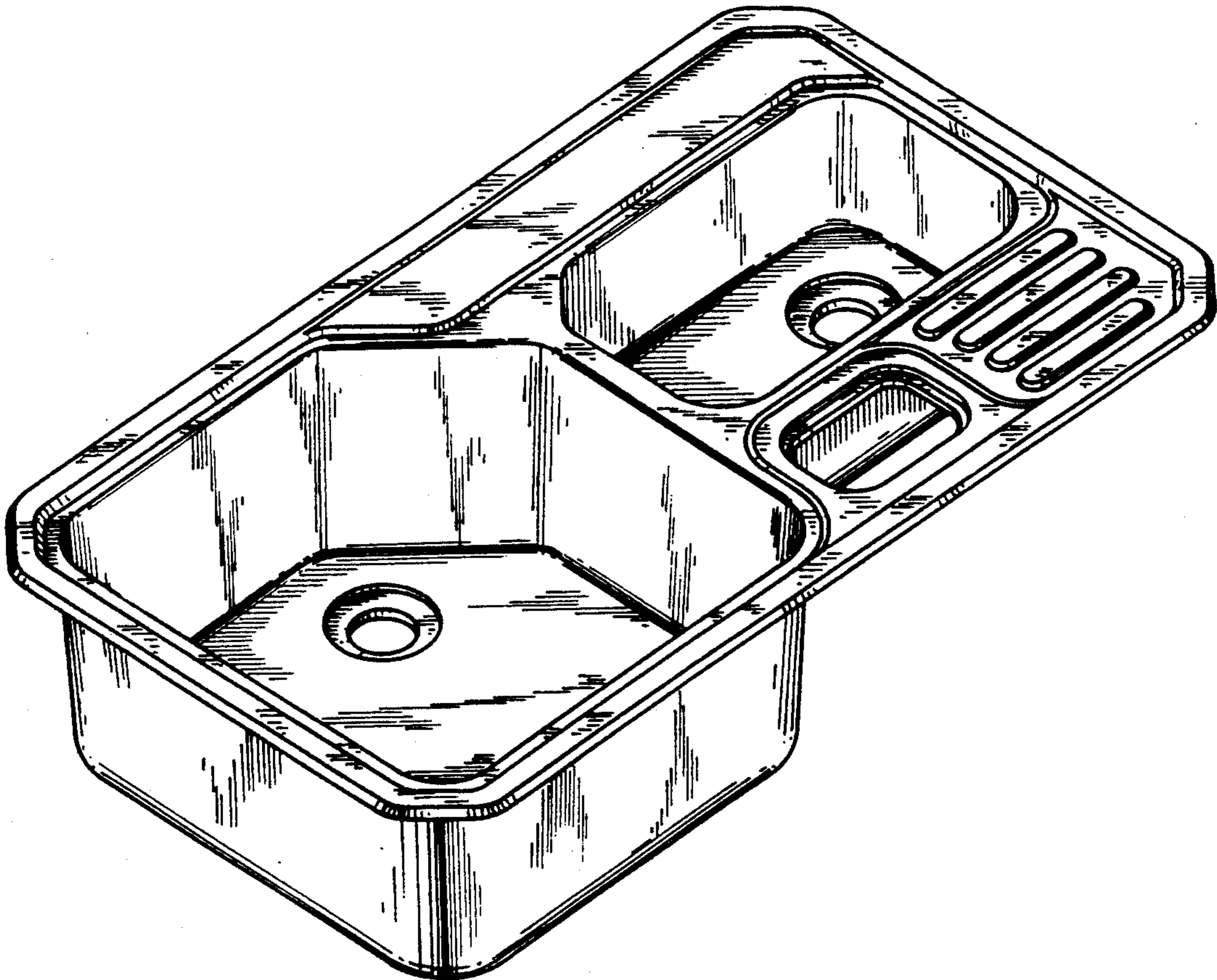
[56] References Cited

U.S. PATENT DOCUMENTS

D. 293,813 1/1988 Fischer D23/271
 D. 293,814 1/1988 Muck et al. D23/287
 D. 297,162 8/1988 Muck et al. D23/290
 D. 297,163 8/1988 Blanc et al. D23/290
 D. 298,163 10/1988 Downs D23/287
 D. 317,197 5/1991 Gocke et al. D23/290
 D. 317,198 5/1991 Gocke et al. D23/290
 D. 317,357 6/1991 Blanc et al. D23/290

DESCRIPTION

FIG. 1 is a top plan view of a sink showing our new design;
 FIG. 2 is a front elevational view thereof;
 FIG. 3 is a right side elevational view thereof;
 FIG. 4 is a rear elevational view thereof;
 FIG. 5 is a left side elevational view thereof;
 FIG. 6 is a bottom plan view thereof; and,
 FIG. 7 is a perspective view taken from the top, front and left side thereof.



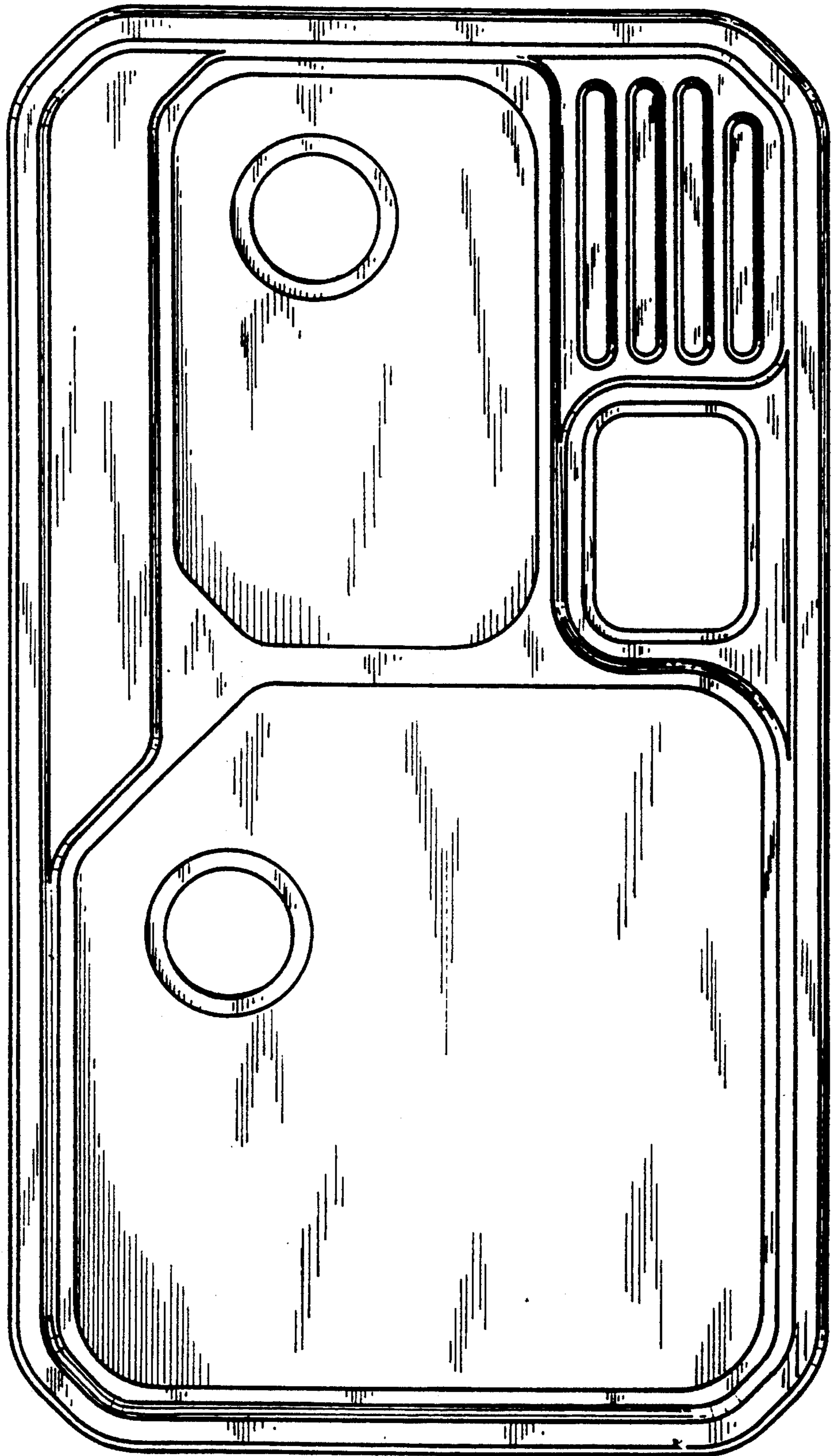


FIG. 1

FIG. 2

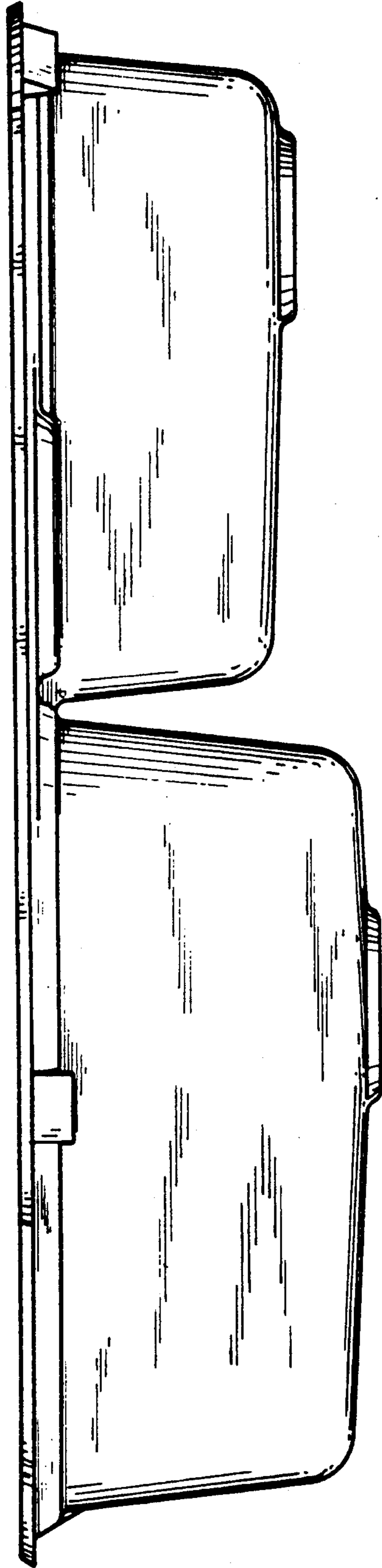


FIG. 3

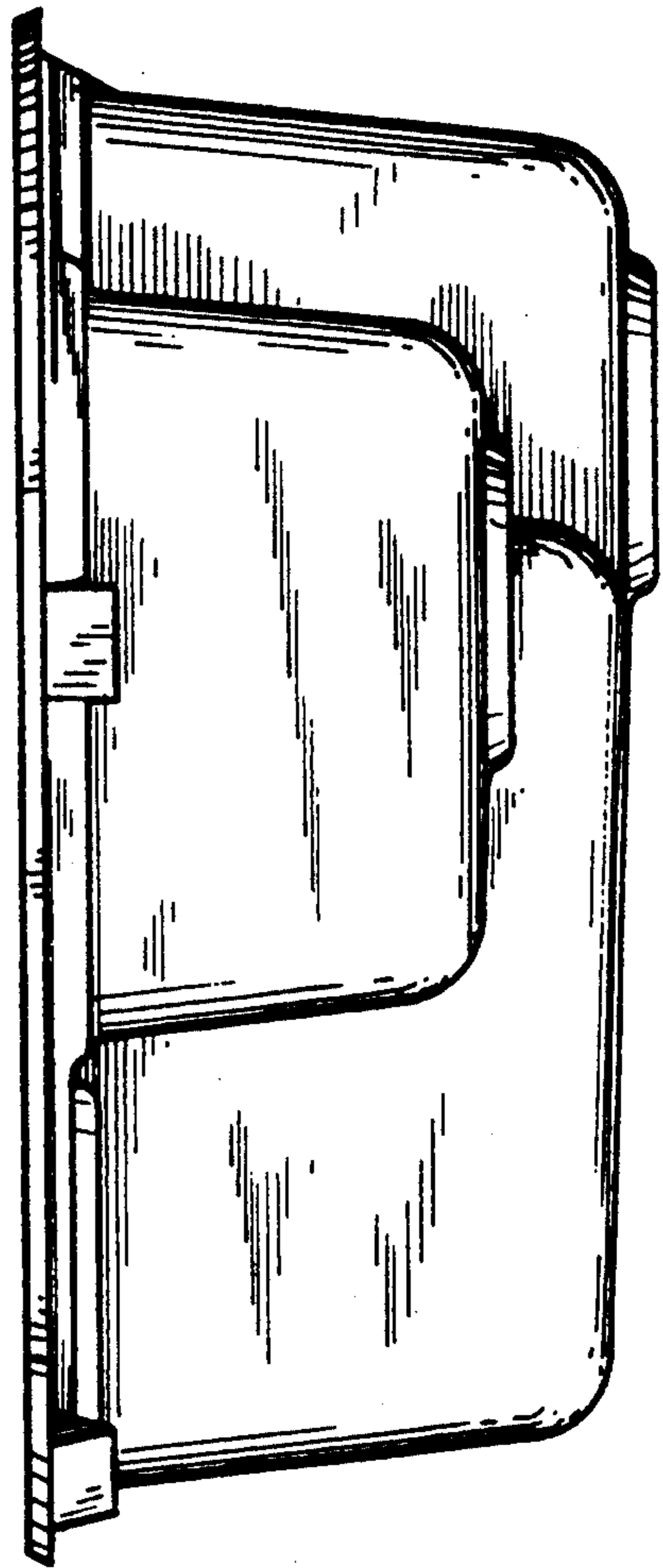


FIG. 4

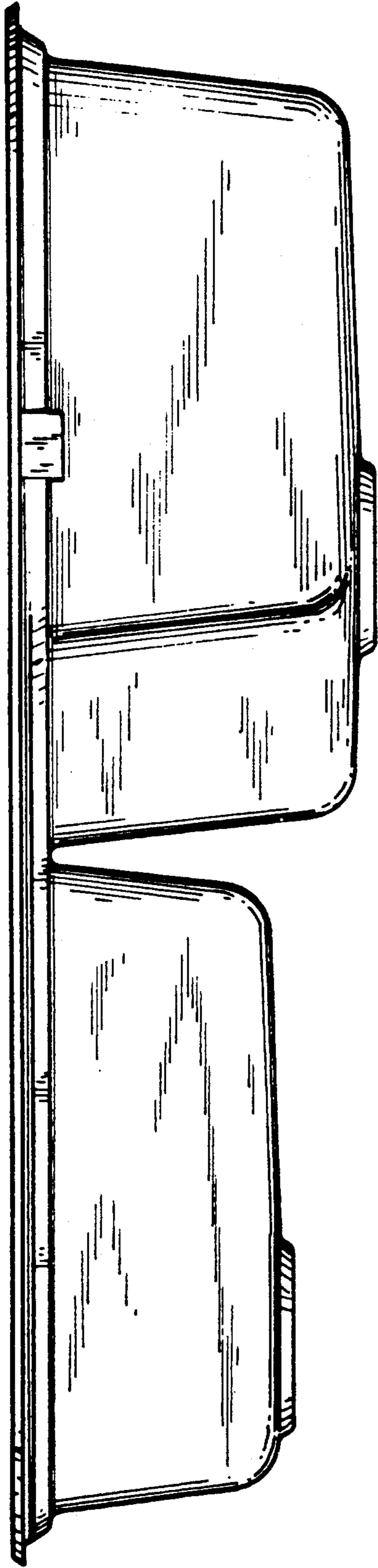



FIG. 5



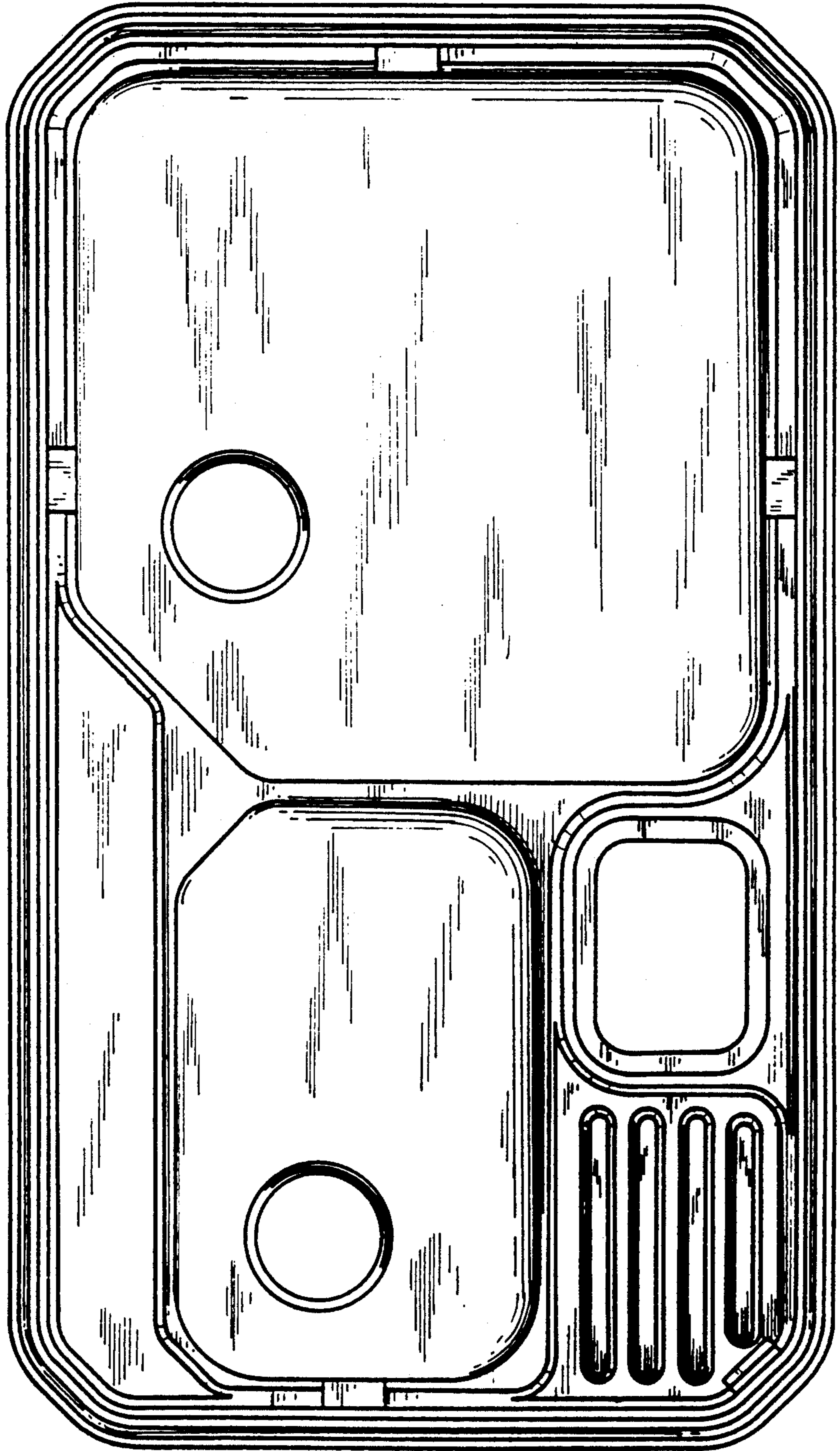


FIG. 6

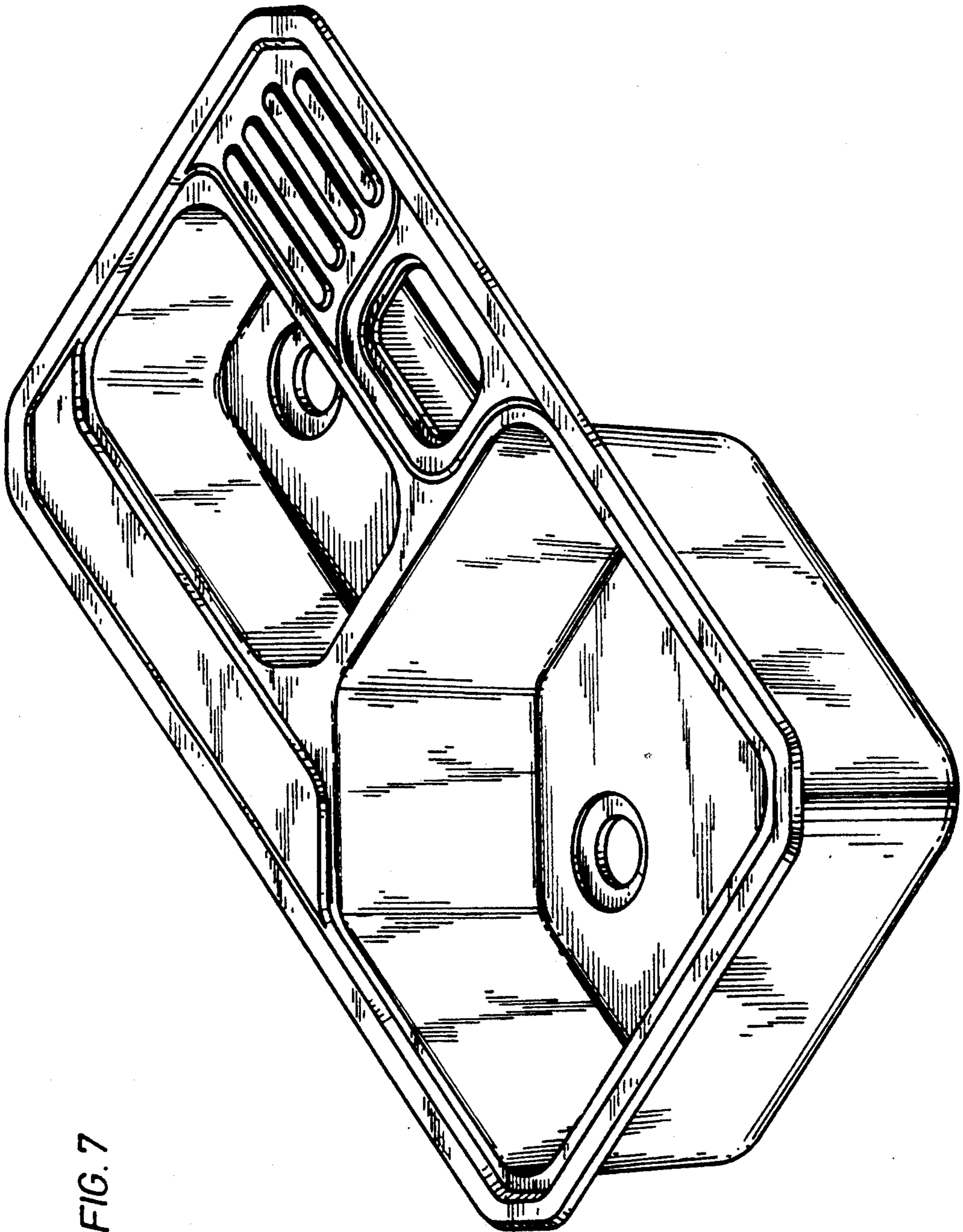


FIG. 7