



US00D329276S

**United States Patent** [19]  
**Blake**

[11] **Patent Number: Des. 329,276**

[45] **Date of Patent: \*\* Sep. 8, 1992**

[54] **DUAL SHOWER HEAD UNIT**

[76] **Inventor: Robert Blake, 295 Cozine Ave.,  
Brooklyn, N.Y. 11207**

[\*\*] **Term: 14 Years**

[21] **Appl. No.: 200,781**

[22] **Filed: Jun. 1, 1988**

[52] **U.S. Cl. .... D23/213**

[58] **Field of Search .... D23/227-231,  
D23/213, 223-226, 270-275, 281, 283,  
303-307; 4/596-618; 239/460**

D. 316,891	5/1991	Lee .....	D23/213
1,544,706	7/1925	Wallen .....	4/615 X
2,759,765	8/1956	Pawley .....	4/596 X
2,795,462	6/1957	Bletcher et al. ....	D23/229 X
3,254,842	6/1966	Bachli et al. ....	239/460 X
3,383,051	5/1968	Fiorentino .....	239/460
4,272,022	6/1981	Evans .....	239/460 X

*Primary Examiner—James R. Largen  
Attorney, Agent, or Firm—Gary Cohen*

[57] **CLAIM**

The ornamental design for a dual shower head unit, as shown and described.

**DESCRIPTION**

FIG. 1 is a top plan view of a dual shower head unit showing my new design;  
FIG. 2 is a rear elevational view thereof;  
FIG. 3 is a front elevational view thereof; and,  
FIG. 4 is a fragmentary cross-sectional view taken along line 4—4 of FIG. 3.

[56] **References Cited**

**U.S. PATENT DOCUMENTS**

D. 115,795	7/1939	Reinecke .....	D23/230
D. 206,043	10/1966	Fiorentino .....	D23/229
D. 299,050	12/1988	Gonzalez .....	D23/229
D. 299,850	2/1989	Feher et al. ....	D23/229

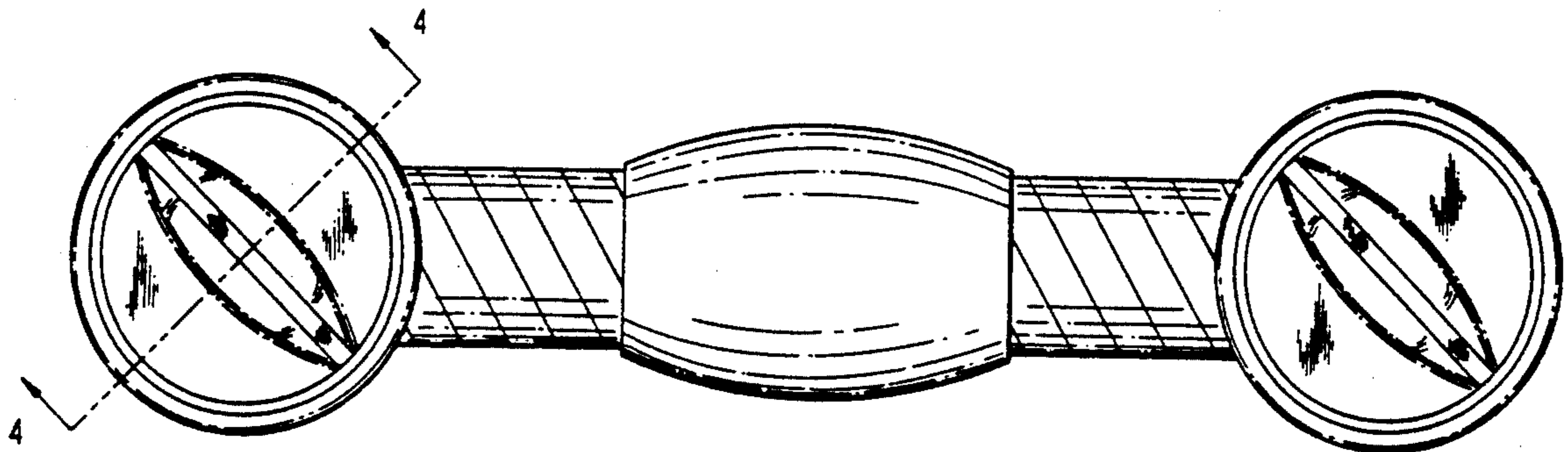
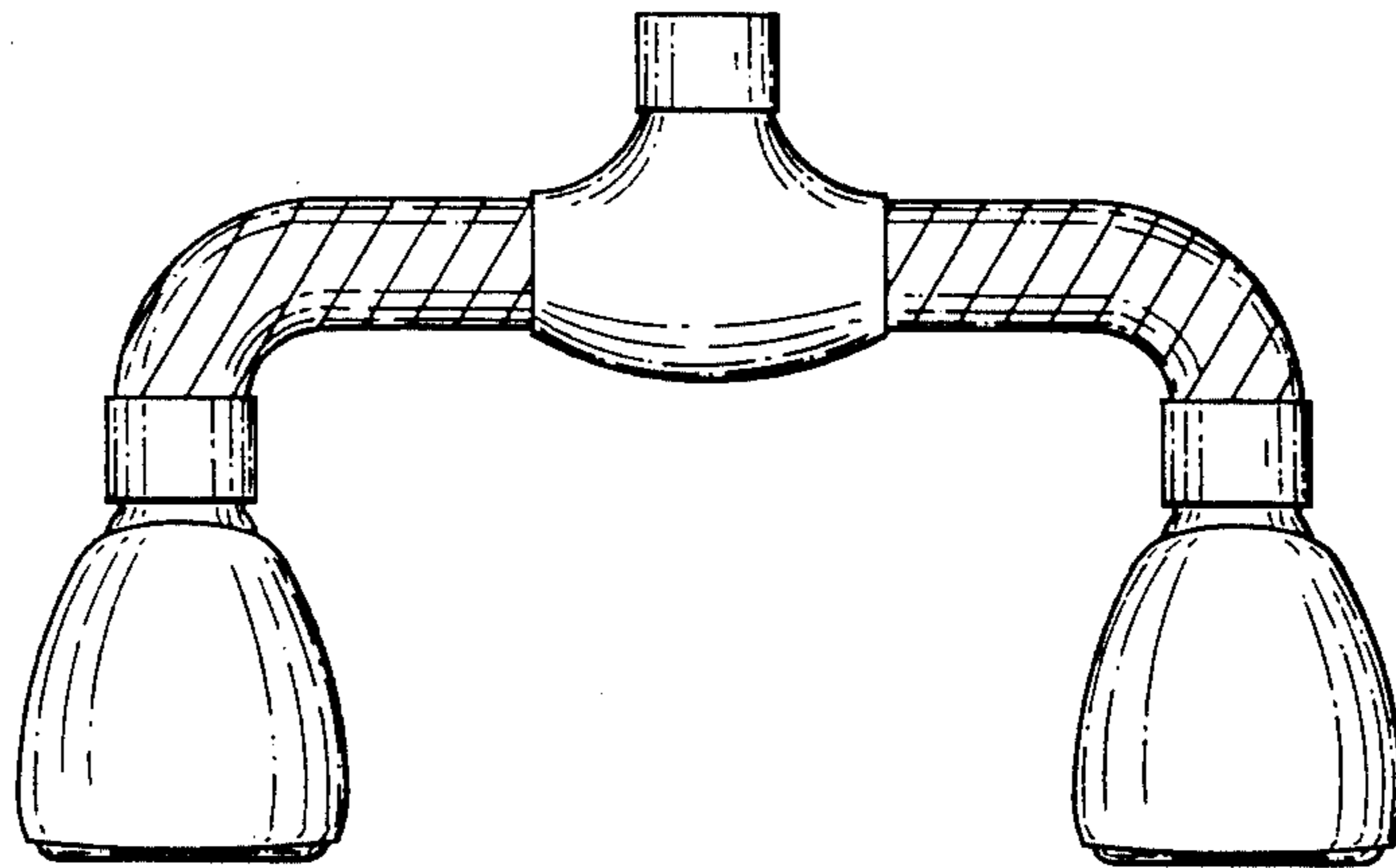


FIG. 1

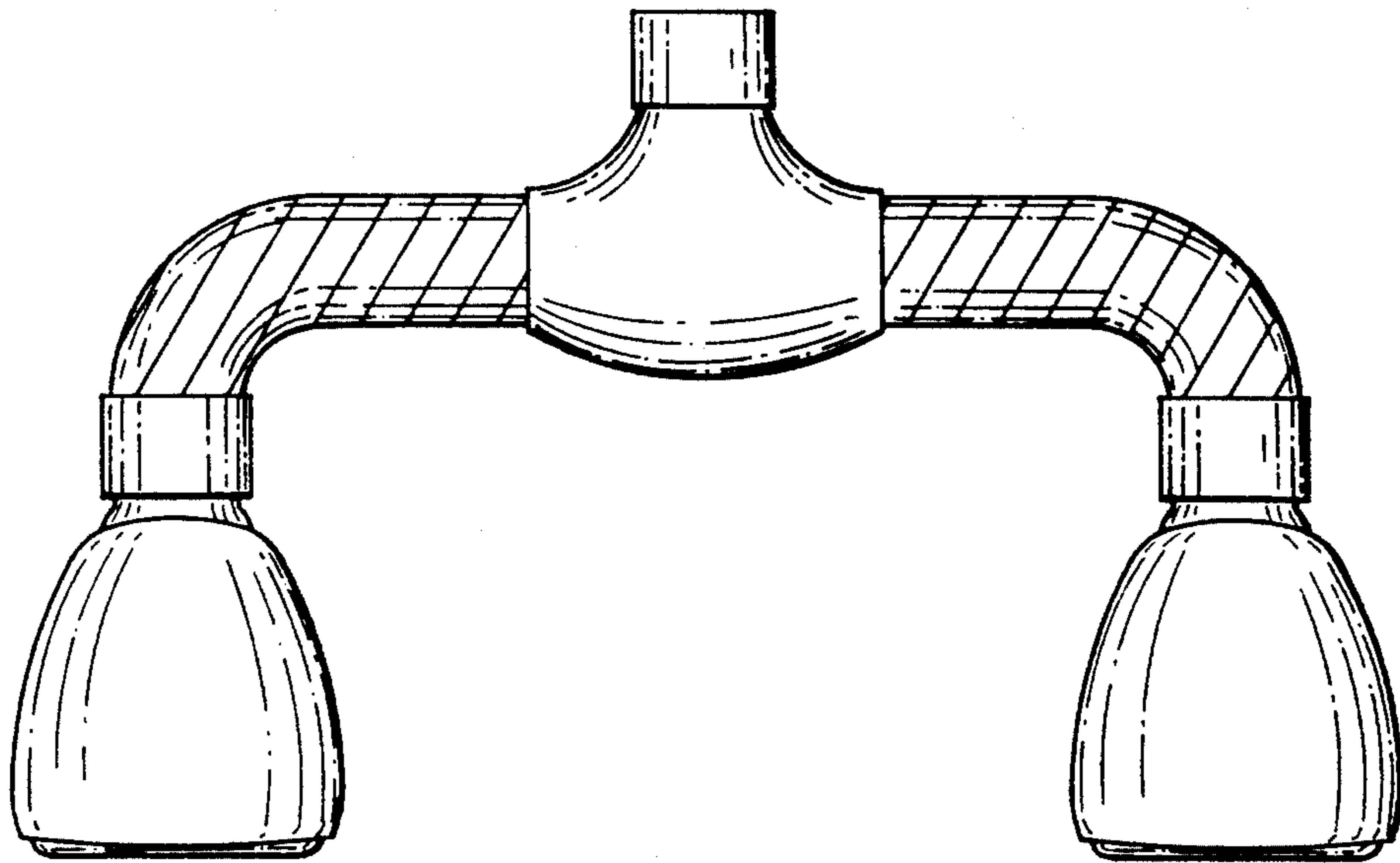


FIG. 2




FIG. 3

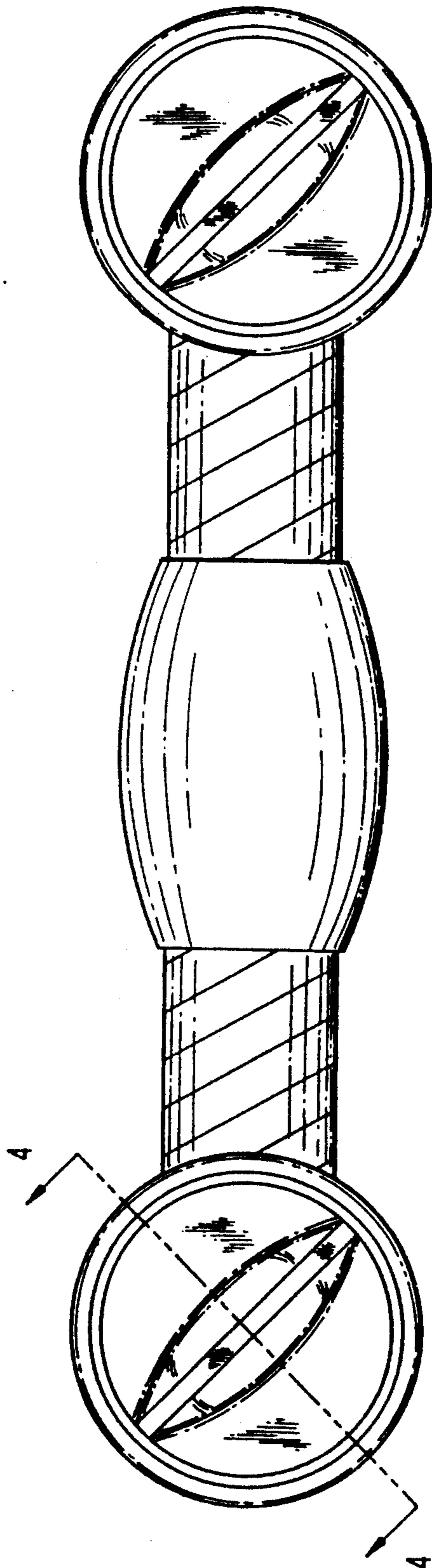


FIG. 4

