



US00D329272S

United States Patent [19]

[11] Patent Number: Des. 329,272

Takizawa

[45] Date of Patent: ** Sep. 8, 1992

[54] REEL SEAT FOR FISHING ROD

551119 3/1981 Japan .
551121 3/1981 Japan .
551138 5/1981 Japan .

[75] Inventor: Shinya Takizawa, Tokyo, Japan

[73] Assignee: Daiwa Seiko, Inc., Tokyo, Japan

[**] Term: 14 Years

[21] Appl. No.: 477,667

[22] Filed: Feb. 9, 1990

[30] Foreign Application Priority Data

Aug. 11, 1989 [JP] Japan 1-29751

[52] U.S. Cl. D22/142

[58] Field of Search D22/142, 138; 43/20,
43/22, 23, 18.1, 185

[56] References Cited

U.S. PATENT DOCUMENTS

- 256,491 8/1980 Nakamura et al. D22/142
- D. 300,163 3/1989 Andreasen D22/142
- D. 323,543 1/1991 Oyama D22/142
- 2,573,379 10/1980 Nakamura D22/142

FOREIGN PATENT DOCUMENTS

530530 5/1980 Japan .

OTHER PUBLICATIONS

1990 North America Daiwa Fishing Tackle Catalog issued in Aug., 1989—EL841—p. 18 ©1989.

Primary Examiner—A. Hugo Word

Assistant Examiner—Doris V. Coles

Attorney, Agent, or Firm—Cushman, Darby & Cushman

[57] CLAIM

The ornamental design for a reel seat for fishing rod, as shown and described.

DESCRIPTION

FIG. 1 is a front elevational view of a reel seat for fishing rod showing my new design;
 FIG. 2 is a rear elevational view thereof;
 FIG. 3 is a top plan view thereof;
 FIG. 4 is a bottom view thereof;
 FIG. 5 is a side elevational view of one side thereof;
 and,
 FIG. 6 is a side elevational view of the opposite side thereof.




Fig. 1




Fig. 2




Fig. 3

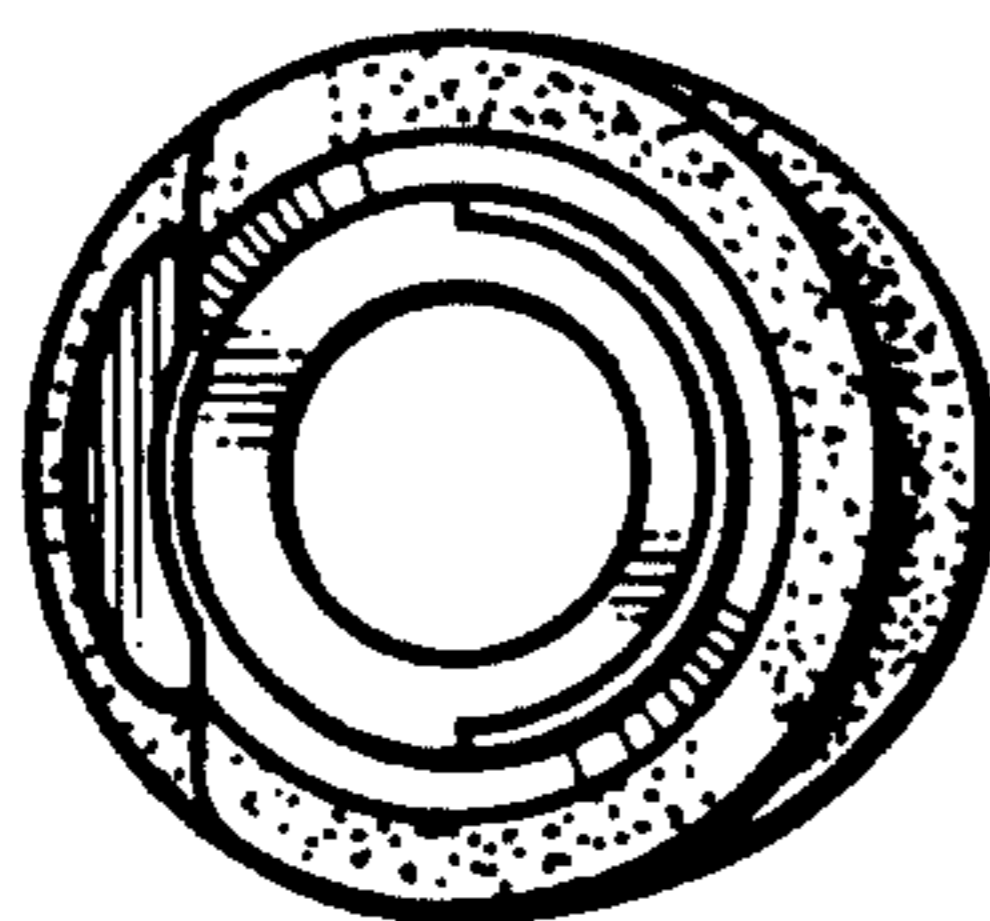


Fig. 4

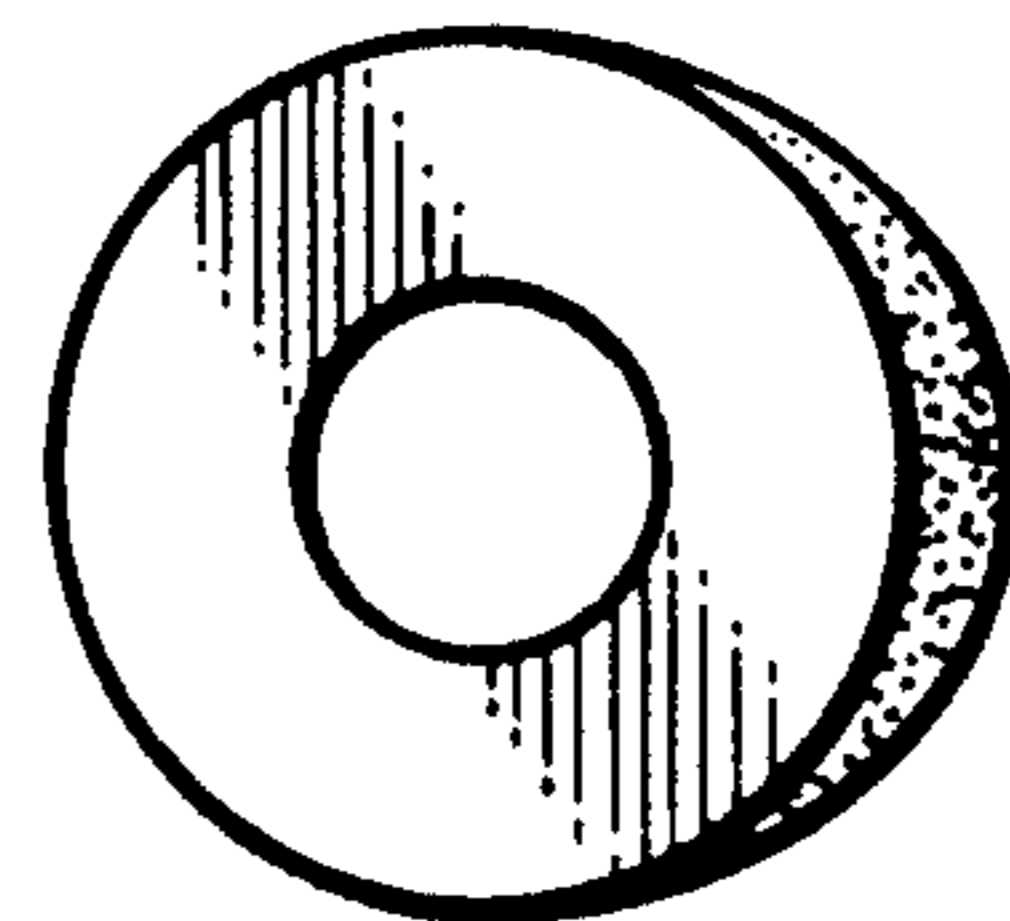


Fig. 5

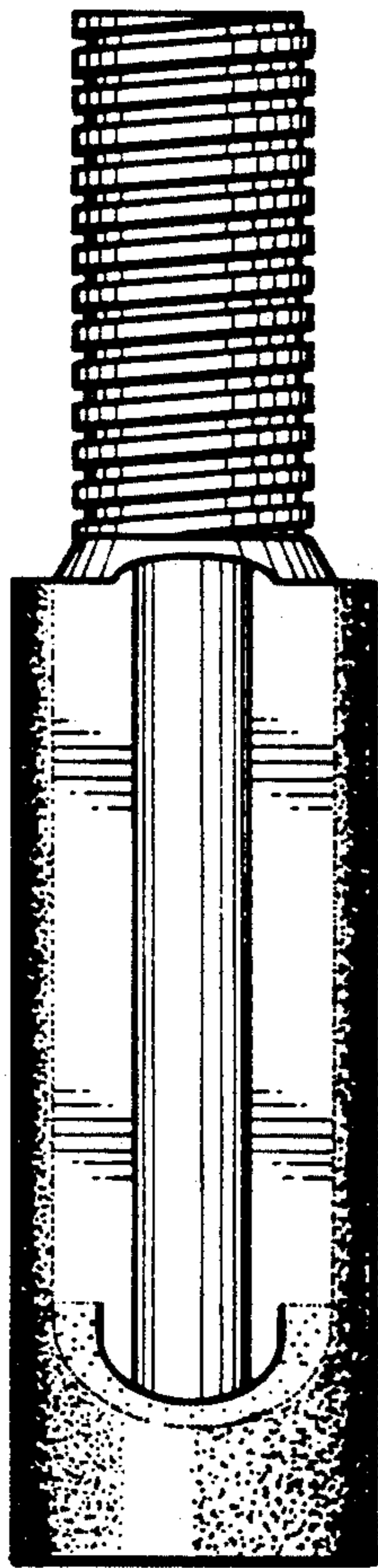


Fig. 6

