



US00D329267S

United States Patent [19]

Arnulf

[11] Patent Number: Des. 329,267

[45] Date of Patent: ** Sep. 8, 1992

[54] **SKI BINDING**

[75] Inventor: Paul Arnulf, Alby sur Cheran, France

[73] Assignee: Salomon S.A., Chavanod, France

[**] Term: 14 Years

[21] Appl. No.: 527,260

[22] Filed: May 23, 1990

[30] **Foreign Application Priority Data**

Dec. 4, 1989 [IB] Int'l Pat. Institute DM/015248

[52] U.S. Cl. D21/230

[58] Field of Search D21/229, 230, 231; 280/11.3, 11.31, 611, 612, 613, 614, 616, 618

[56] **References Cited**

U.S. PATENT DOCUMENTS

- D. 183,217 7/1958 Jones et al. D21/224
- D. 239,190 3/1976 Weinstein et al. D21/230
- D. 274,077 5/1984 Segers et al. D21/230

FOREIGN PATENT DOCUMENTS

2450618 10/1980 France .

OTHER PUBLICATIONS

Ski Magazine, Feb. 1977, p. 43, "Team 5" Ski Binding.
Ski Flash Magazine, Jan. 1976, p. 5, "Team 5" Ski Binding.

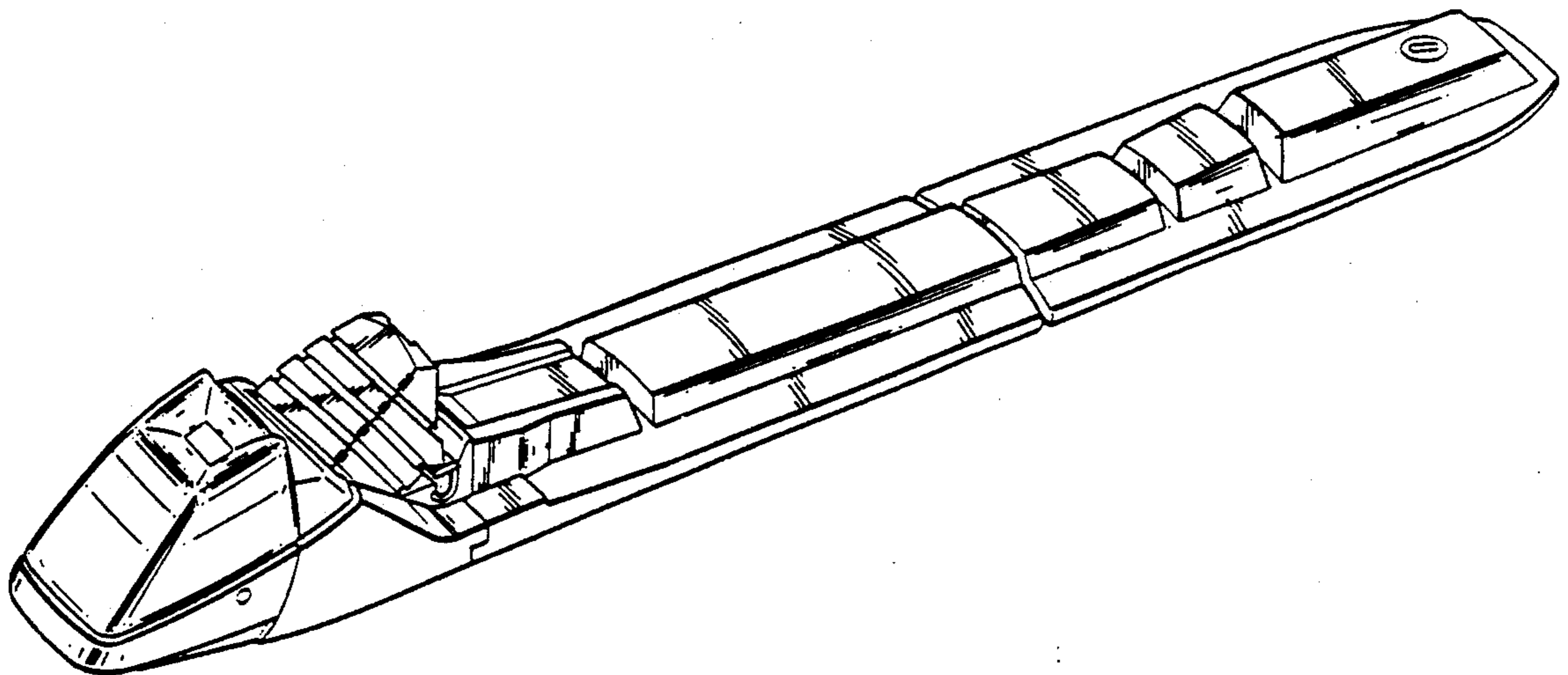
Primary Examiner—Charles A. Rademaker
Attorney, Agent, or Firm—Sandler, Greenblum & Bernstein

[57] **CLAIM**

The ornamental design for a ski binding, as shown and described.

DESCRIPTION

FIG. 1 is a bottom plan view of a ski binding showing my new design;
FIG. 2 is a perspective view thereof;
FIG. 3 is a left side elevational view thereof;
FIG. 4 is a right side elevational view thereof;
FIG. 5 is a top plan view thereof;
FIG. 6 is a rear perspective view thereof; and,
FIG. 7 is a front perspective view thereof.






FIG - 1

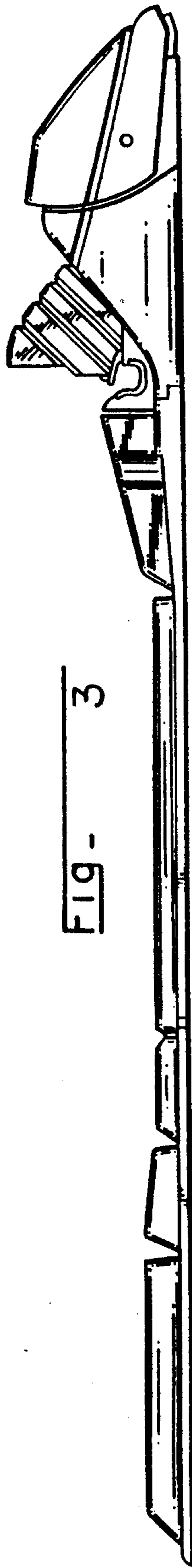


FIG - 3

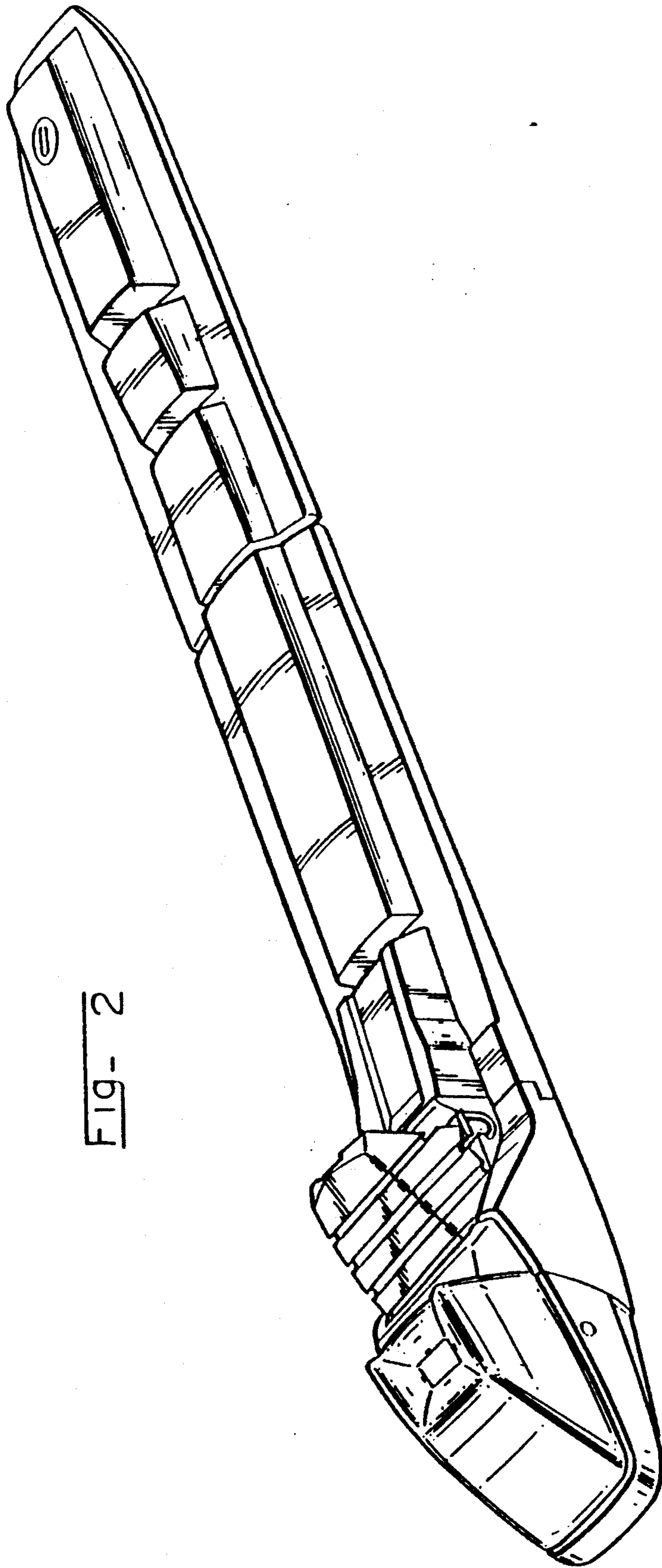


FIG- 2




FIG- 4

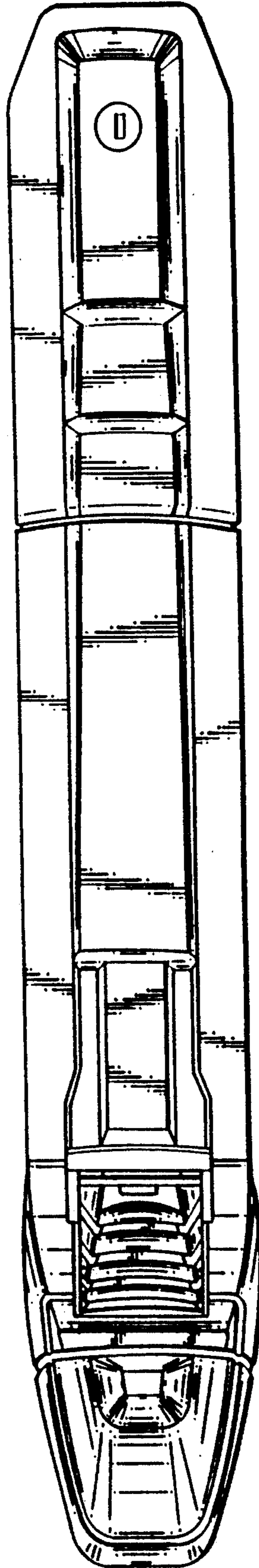


FIG - 5




FIG - 7

FIG - 6

