



US00D329252S

United States Patent [19]

[11] Patent Number: Des. 329,252

Mackin

[45] Date of Patent: ** Sep. 8, 1992

[54] **COMBINED PEN AND CALIPER**

[76] Inventor: **Robert A. Mackin**, 3220 Idlewood, Flagstaff, Ariz. 86004

[**] Term: **14 Years**

[21] Appl. No.: **590,066**

[22] Filed: **Sep. 28, 1990**

[52] U.S. Cl. **D19/36; D10/73; D19/43; D19/51; D19/56; D19/57**

[58] Field of Search **D19/35, 36, 38, 41-51, D19/54-58, 81-85; 401/195; D10/73; 33/783, 784, 794, 798, 799**

[56] **References Cited**

U.S. PATENT DOCUMENTS

D. 138,875	9/1944	Weiss	D19/36 X
D. 150,320	7/1948	Starr	D19/51
D. 159,095	6/1950	Peterson et al.	D19/51
D. 189,772	2/1961	Serin	D19/36 X
D. 226,466	3/1973	Bajusz	D19/51
D. 267,509	1/1983	Wannag	D10/73 X
D. 289,368	4/1987	Mann	D19/36 X
D. 324,067	2/1992	Katami	D19/48
2,364,806	12/1944	Nash	D10/73 X

FOREIGN PATENT DOCUMENTS

1266756 10/1986 U.S.S.R. D19/38 X

Primary Examiner—Donald P. Walsh
Assistant Examiner—Martha Thompson
Attorney, Agent, or Firm—Cahill, Sutton & Thomas

[57] **CLAIM**

The ornamental design for a combined pen and caliper, as shown and described.

DESCRIPTION

FIG. 1 is a front elevational view of a combined pen and caliper showing my new design;
FIG. 2 is a right side elevational view, the left side being a mirror image thereof;
FIG. 3 is a top plan view thereof;
FIG. 4 is a bottom plan view thereof;
FIG. 5 is a rear elevational view thereof in an exploded condition;
FIG. 6 is a rear elevational view with the cap member removed for convenience of illustration;
FIG. 7 is a top plan view of FIG. 6 with the caliper extensions in a closed position; and,
FIG. 8 is a top plan view of FIG. 6.

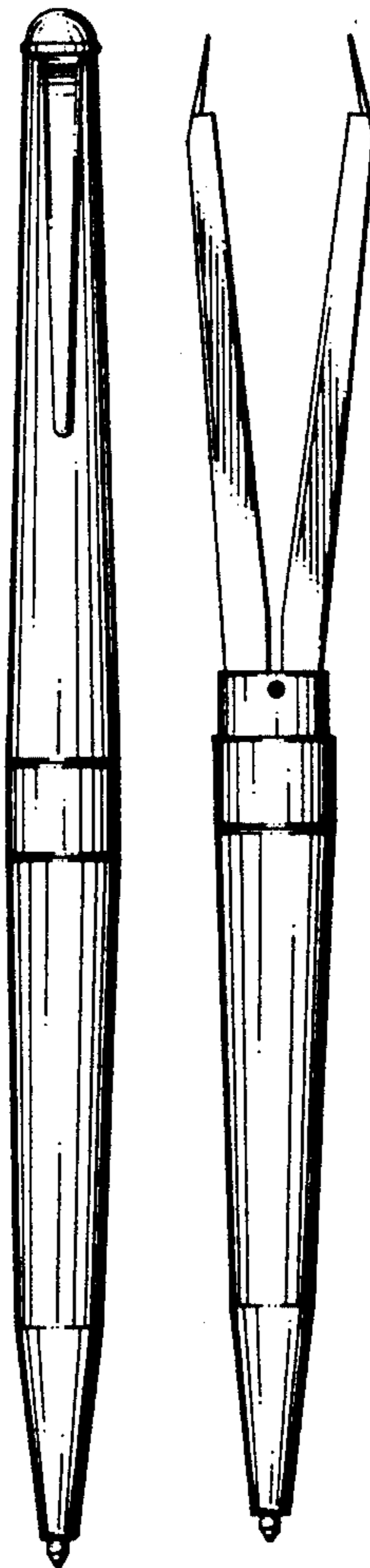




FIG. 1



FIG. 2

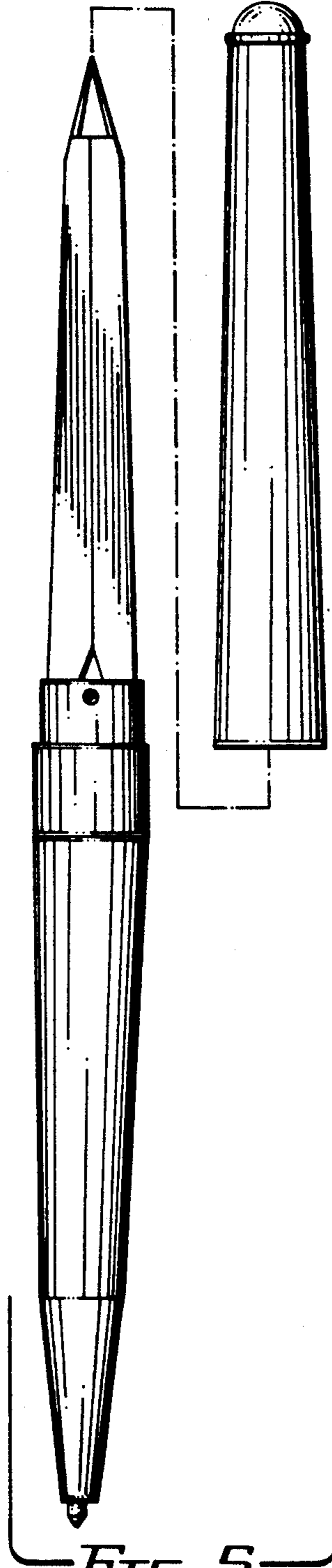


FIG. 5

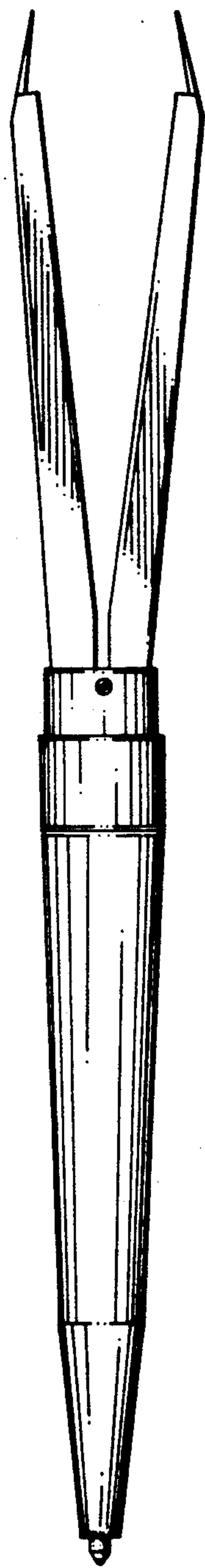


FIG. 6



FIG. 3



FIG. 4

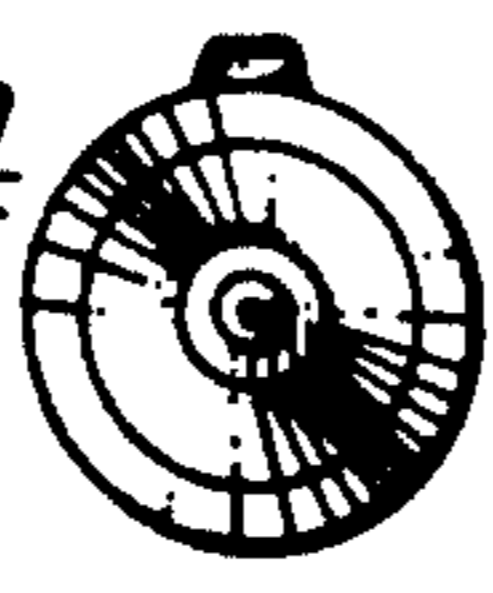


FIG. 7

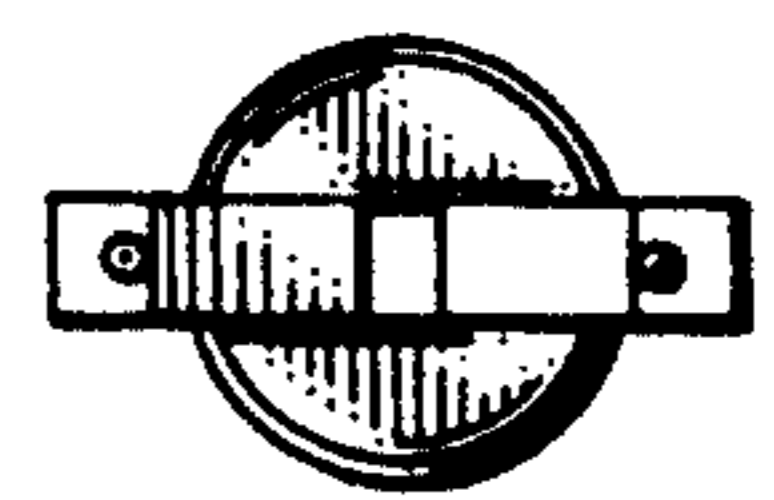


FIG. 8