



US00D329249S

United States Patent [19]
Harriott

[11] **Patent Number: Des. 329,249**
[45] **Date of Patent: ** Sep. 8, 1992**

[54] **GUITAR BODY**

[76] **Inventor: Joel M. Harriott, P.O. Box 542, Minneapolis, Minn. 55458**

[*] **Notice: The portion of the term of this patent subsequent to Aug. 25, 2006 has been disclaimed.**

[**] **Term: 14 Years**

[21] **Appl. No.: 442,176**

[22] **Filed: Nov. 28, 1989**

Related U.S. Application Data

- [63] Continuation-in-part of Ser. No. 19,993, Feb. 27, 1987.
- [52] **U.S. Cl. D17/20**
- [58] **Field of Search D17/14, 15, 18-20; 84/267, 291, 293, 292**

[56] **References Cited**

U.S. PATENT DOCUMENTS

- D. 177,590 5/1956 Randall .
- D. 224,050 6/1972 Gaudio .
- D. 256,251 6/1980 Grimes .

- D. 260,775 9/1981 Gaudio .
- D. 293,118 12/1987 Rose D17/19
- D. 296,704 7/1988 Goins .
- D. 297,146 8/1988 Petschulat D17/20
- D. 309,745 8/1990 Matheny D17/20
- D. 311,413 10/1990 Pakis D17/20
- 3,251,257 5/1966 Bunker .

OTHER PUBLICATIONS

Music Trades, Apr. 1988, p. 44.

Primary Examiner—Bernard Ansher

Assistant Examiner—Adir Aronovich

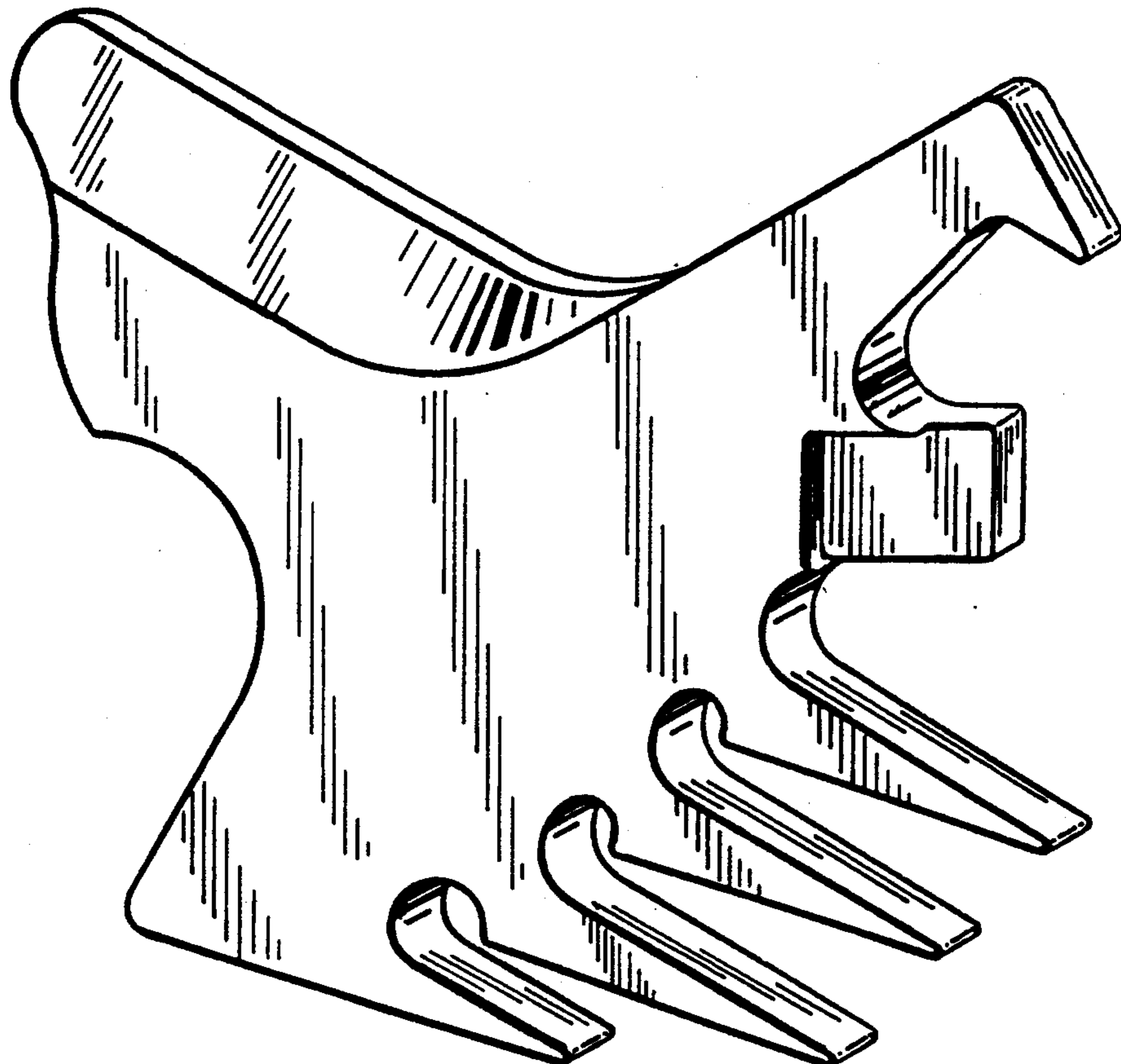
Attorney, Agent, or Firm—Burd, Bartz & Gutenkauf

[57] **CLAIM**

The ornamental design for a guitar body, as shown.

DESCRIPTION

FIG. 1 is a top front perspective view of a guitar body showing my new design;
 FIG. 2 is a top rear perspective view thereof;
 FIG. 3 is a front elevational view thereof;
 FIG. 4 is a top plan view;
 FIG. 5 is a left side elevational view thereof;
 FIG. 6 is a bottom plan view thereof; and,
 FIG. 7 is a right side elevational view thereof.



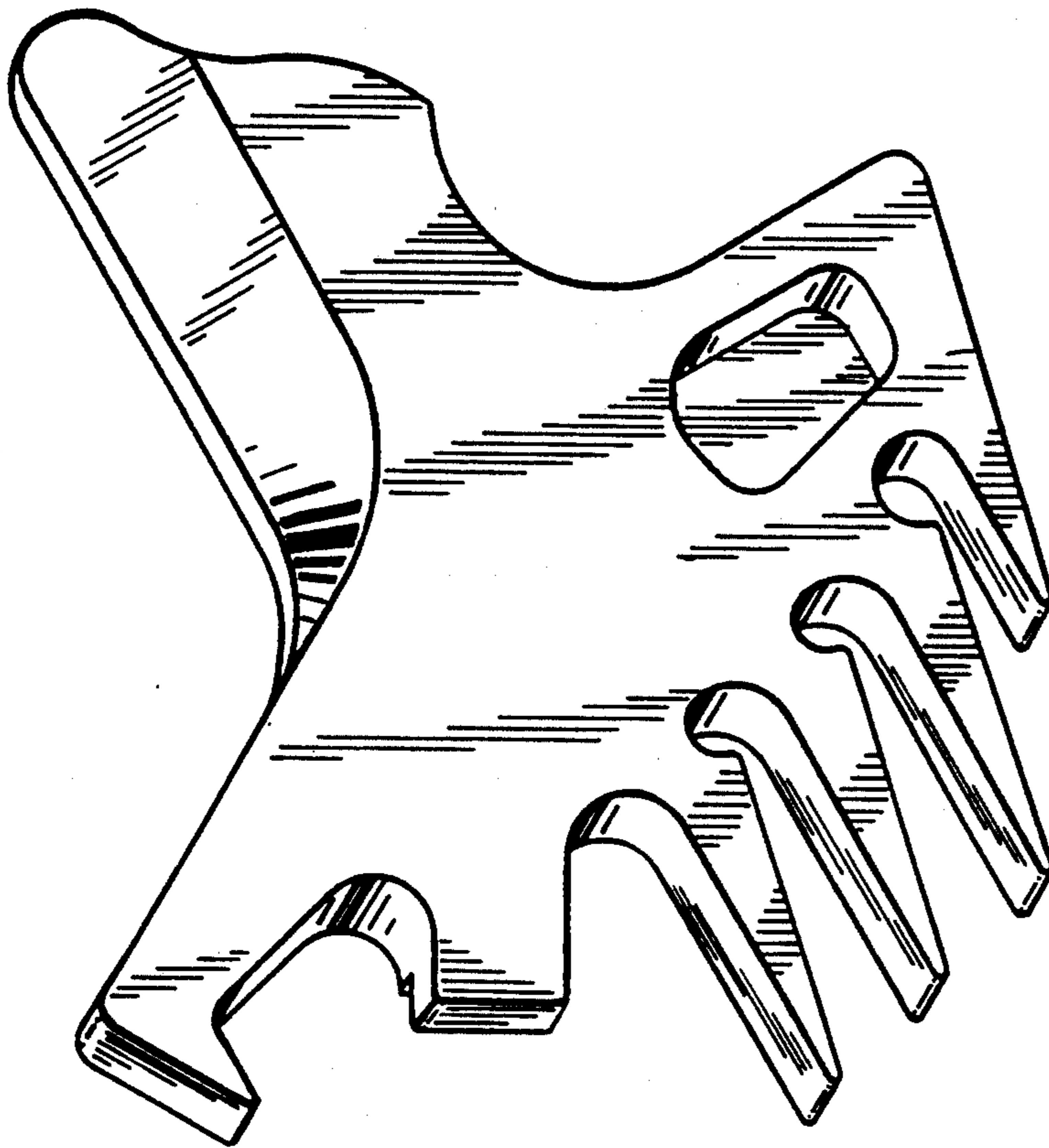


FIG. 2

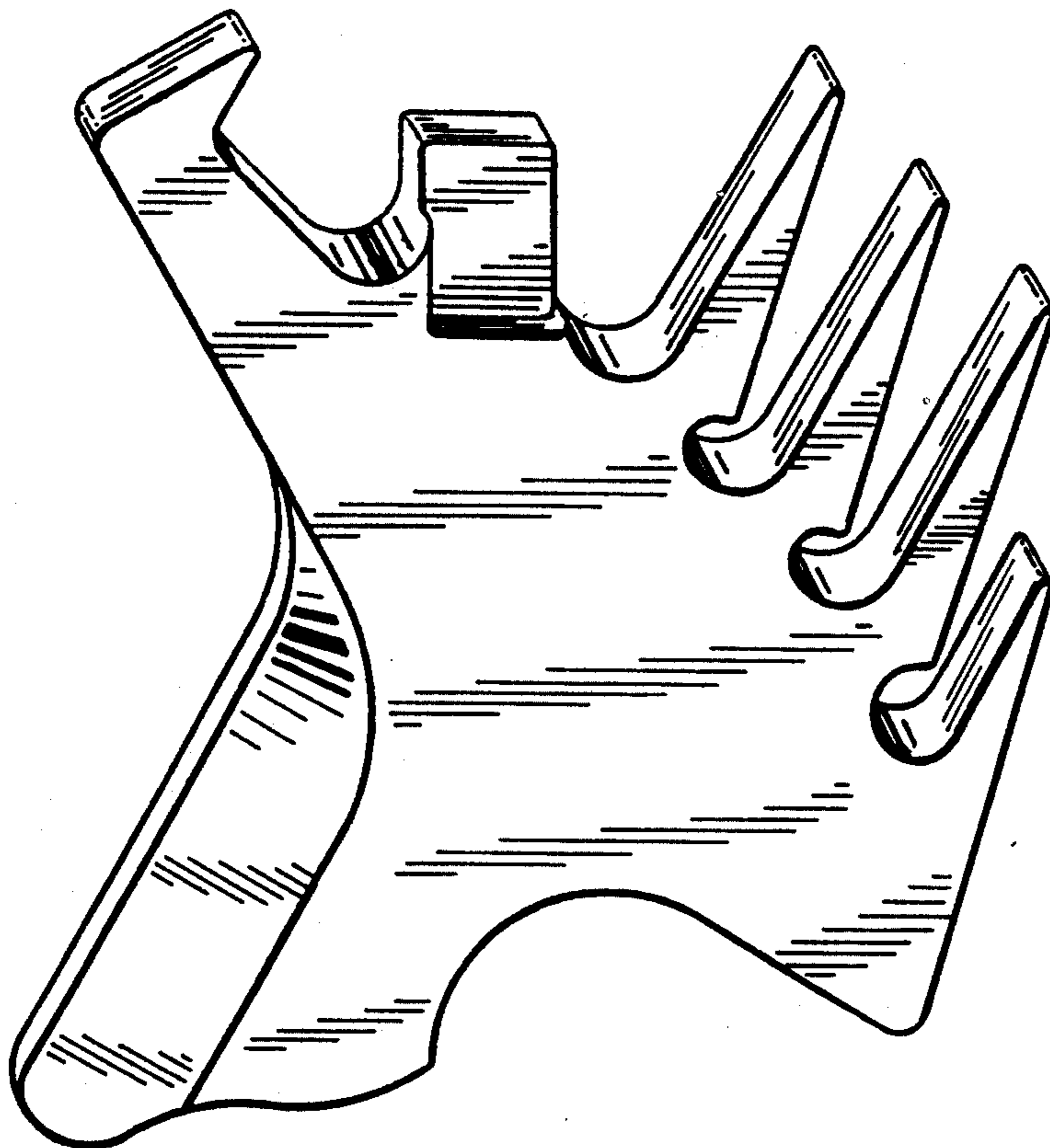


FIG. 1



FIG. 5



FIG. 4

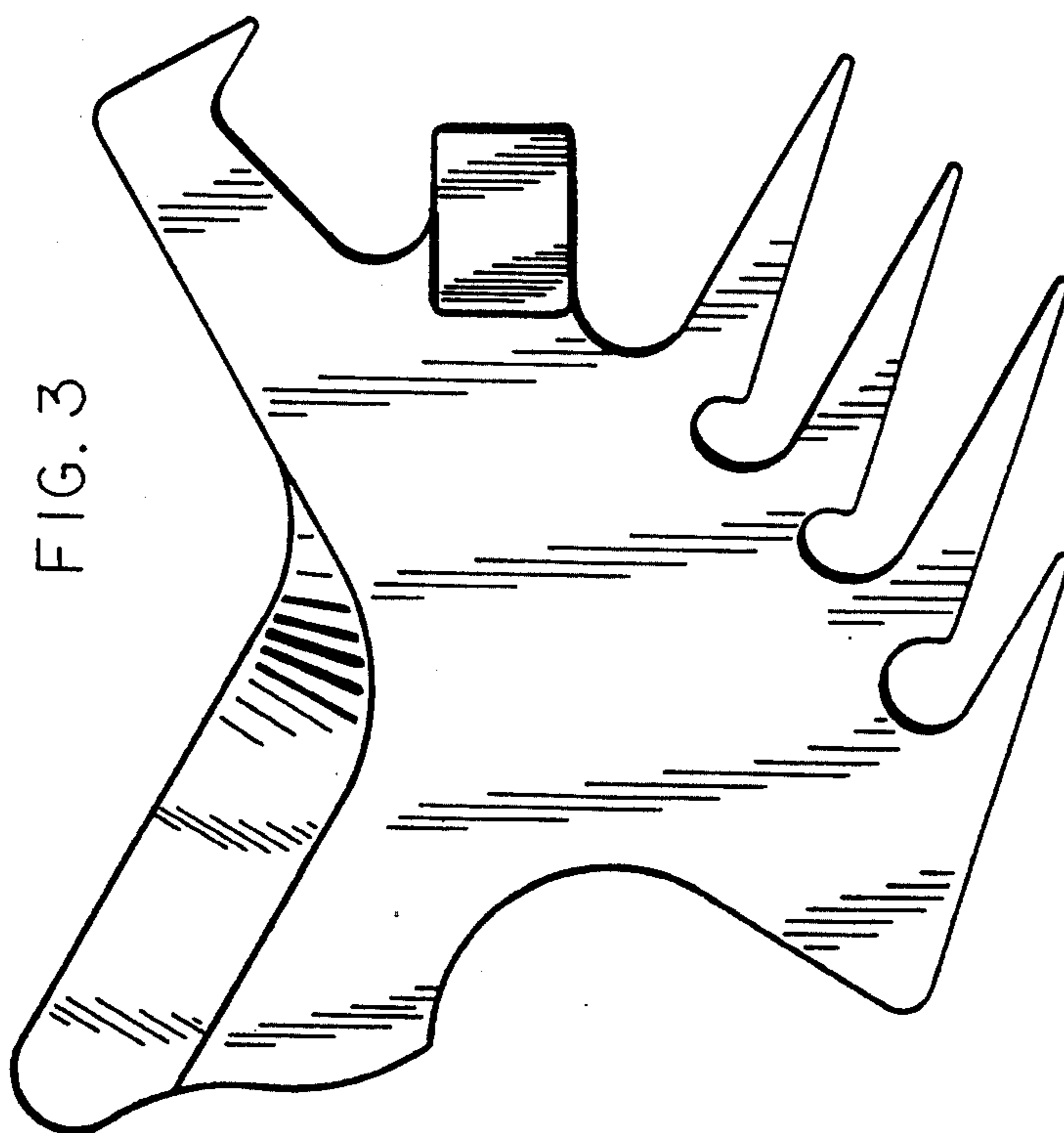


FIG. 3



FIG. 7

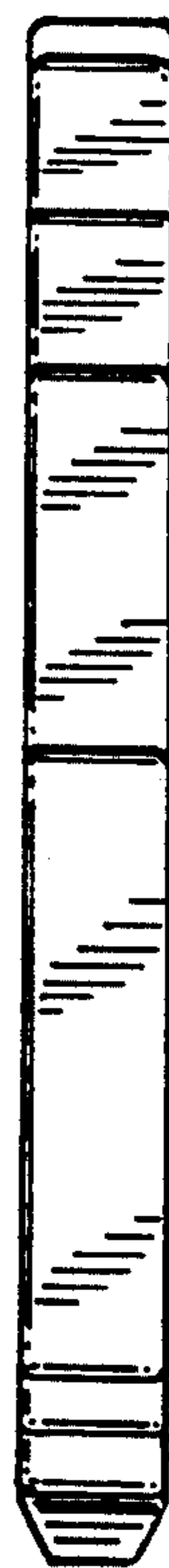


FIG. 6