



US00D329214S

# United States Patent [19]

[11] Patent Number: **Des. 329,214**

**Marlowe et al.**

[45] Date of Patent: **\*\* Sep. 8, 1992**

[54] TRUCK CAB

[75] Inventors: **Huston Marlowe, Orinda; John C. Lindsley, Felton; Alan Havassy, Oakland, all of Calif.**

[73] Assignee: **PACCAR Inc., Bellevue, Wash.**

[\*\*] Term: **14 Years**

[21] Appl. No.: **604,598**

[22] Filed: **Oct. 29, 1990**

[52] U.S. Cl. .... **D12/96**

[58] Field of Search ..... **D12/96, 97, 181; 296/183, 190, 180.2, 180.4; 180/89.1, 89.12**

[56] **References Cited**

**U.S. PATENT DOCUMENTS**

- D. 307,731 5/1990 Kerney et al. .... D12/96
- D. 308,032 5/1990 Kerney et al. .... D12/96
- D. 311,506 10/1990 Marlowe et al. .... D12/181
- D. 312,805 12/1990 Marlowe et al. .... D12/96

**OTHER PUBLICATIONS**

Commercial Carrier Journal, Jan. 1984, p .70, Truck Cab, top right side of page.

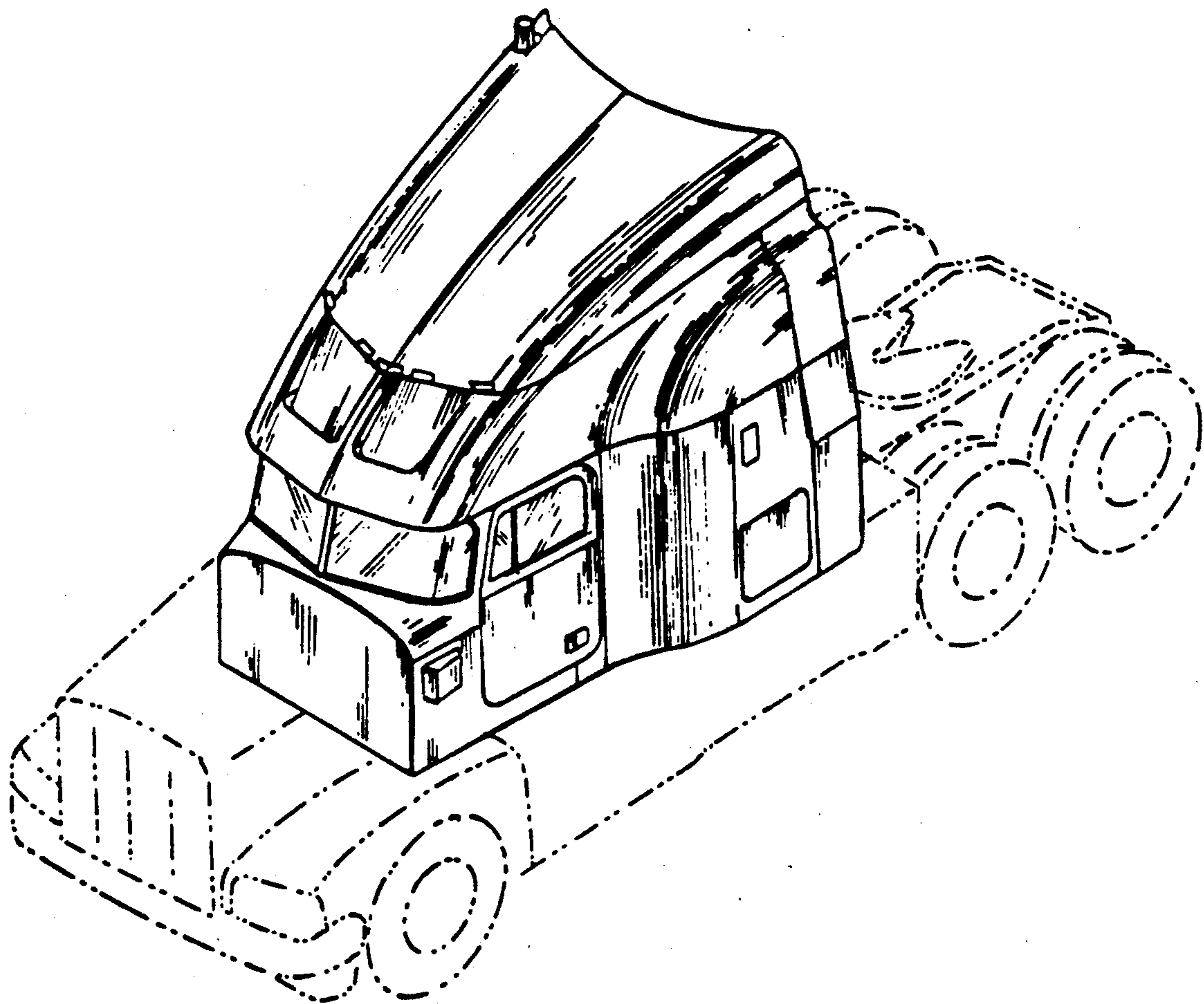
*Primary Examiner*—James M. Gandy  
*Attorney, Agent, or Firm*—Flehr, Hohbach, Test, Albritton & Herbert

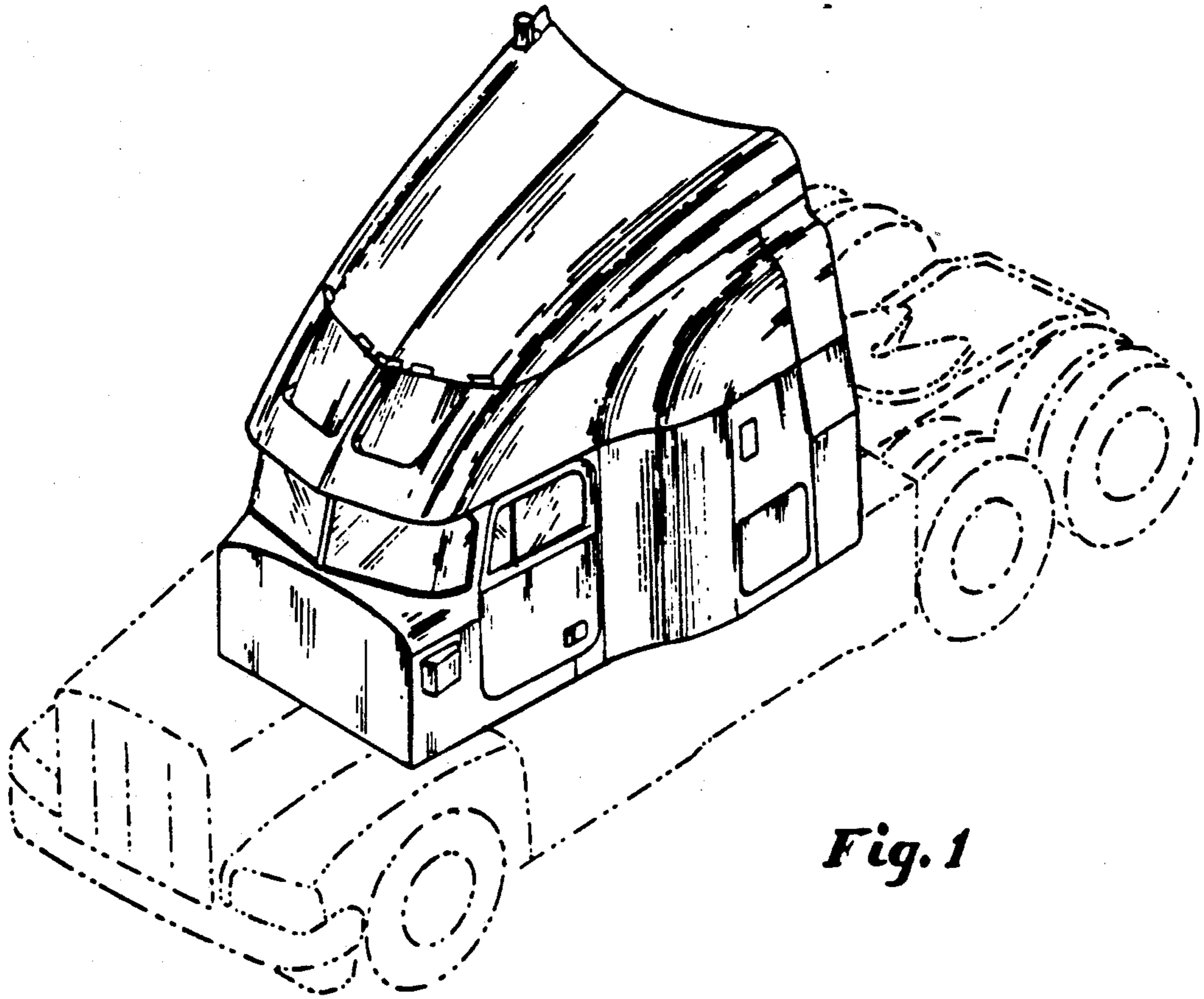
[57] **CLAIM**

The ornamental design for a truck cab, as shown and described.


**DESCRIPTION**

FIG. 1 is a perspective view of the top, front and left side of a truck cab showing our new design, it being understood that the broken lines are for illustrative purpose only and form no part of the claimed design; FIG. 2 is a right side elevation view thereof; FIG. 3 is a top plan view thereof; FIG. 4 is a rear elevation view thereof; and, FIG. 5 is a front elevation view thereof.

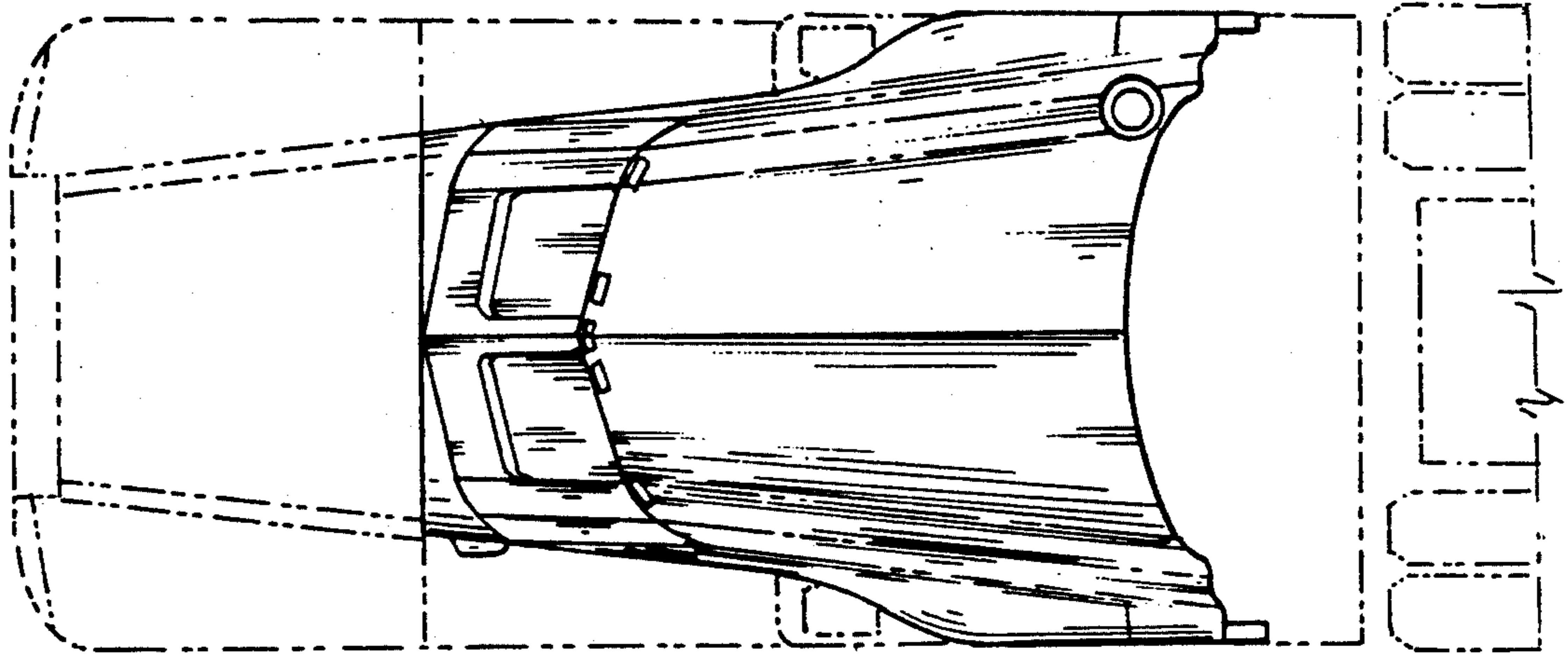




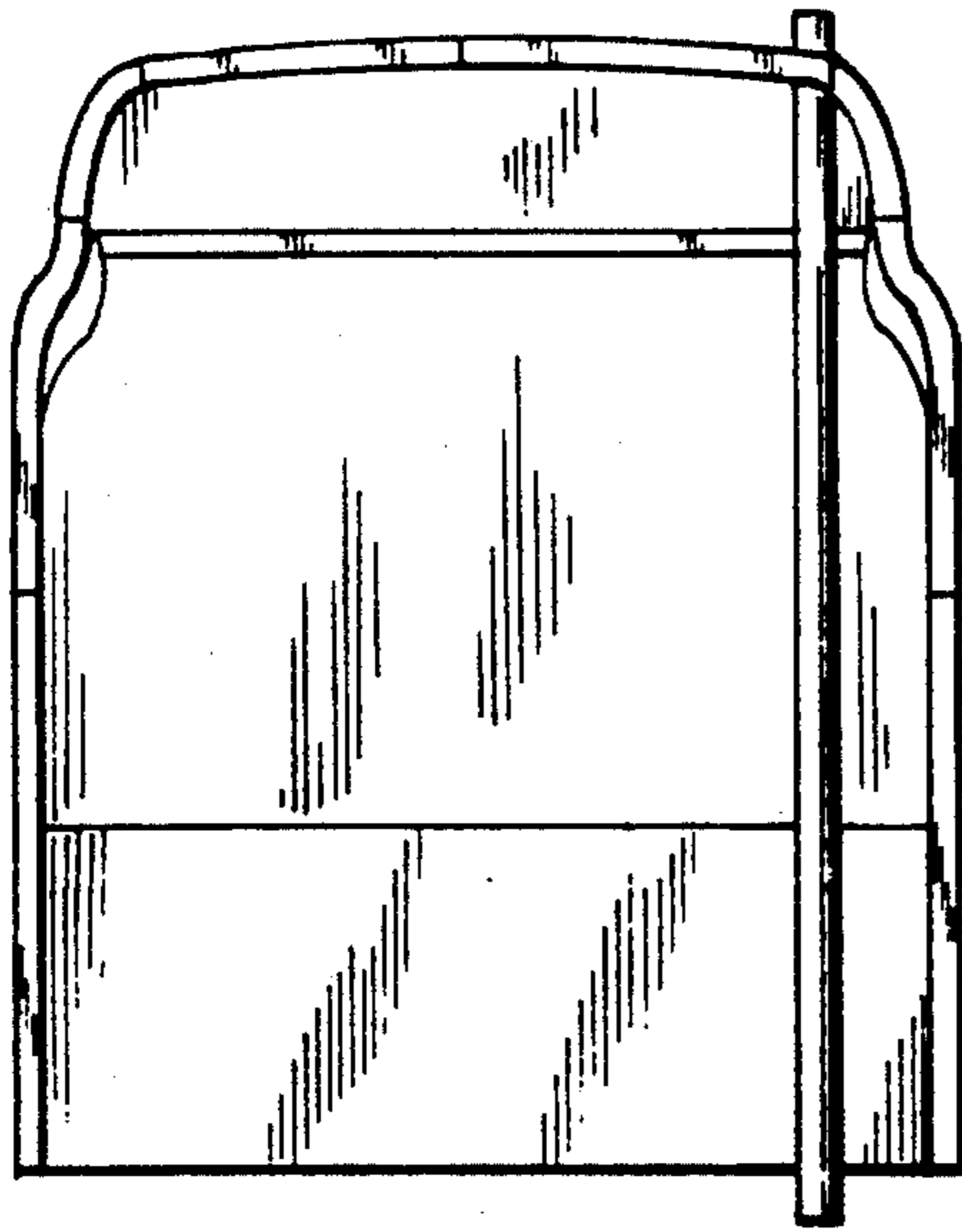
*Fig. 1*




*Fig. 2*



*Fig. 3*



*Fig. 4*



*Fig. 5*