



US00D329197S

# United States Patent [19]

[11] Patent Number: **Des. 329,197**

**Tibbs**

[45] Date of Patent: **\*\* Sep. 8, 1992**

[54] **PLATE HOLDER**

[76] Inventor: **Lilburn E. Tibbs**, 2213 Corrientes St.,  
Bakersfield, Calif. 93306

[\*\*] Term: **14 Years**

[21] Appl. No.: **572,806**

[22] Filed: **Aug. 27, 1990**

[52] U.S. Cl. .... **D8/380**

[58] Field of Search ..... **D6/512, 552, 553, 567;**  
**211/13, 41-42, 44, 86-87, 90, 309.1, 310;**  
**D8/354, 356, 373, 380; 248/488, 450, 451, 453**

[56] **References Cited**

**U.S. PATENT DOCUMENTS**

- D. 230,992 3/1974 Morgan ..... D6/574
- D. 276,961 1/1985 Kemper ..... D8/380 X
- D. 283,076 3/1986 States, Jr. .... D8/373 X

- D. 285,511 9/1986 Loscalzo et al. .... D6/573
- D. 310,478 9/1990 Lang ..... D8/373

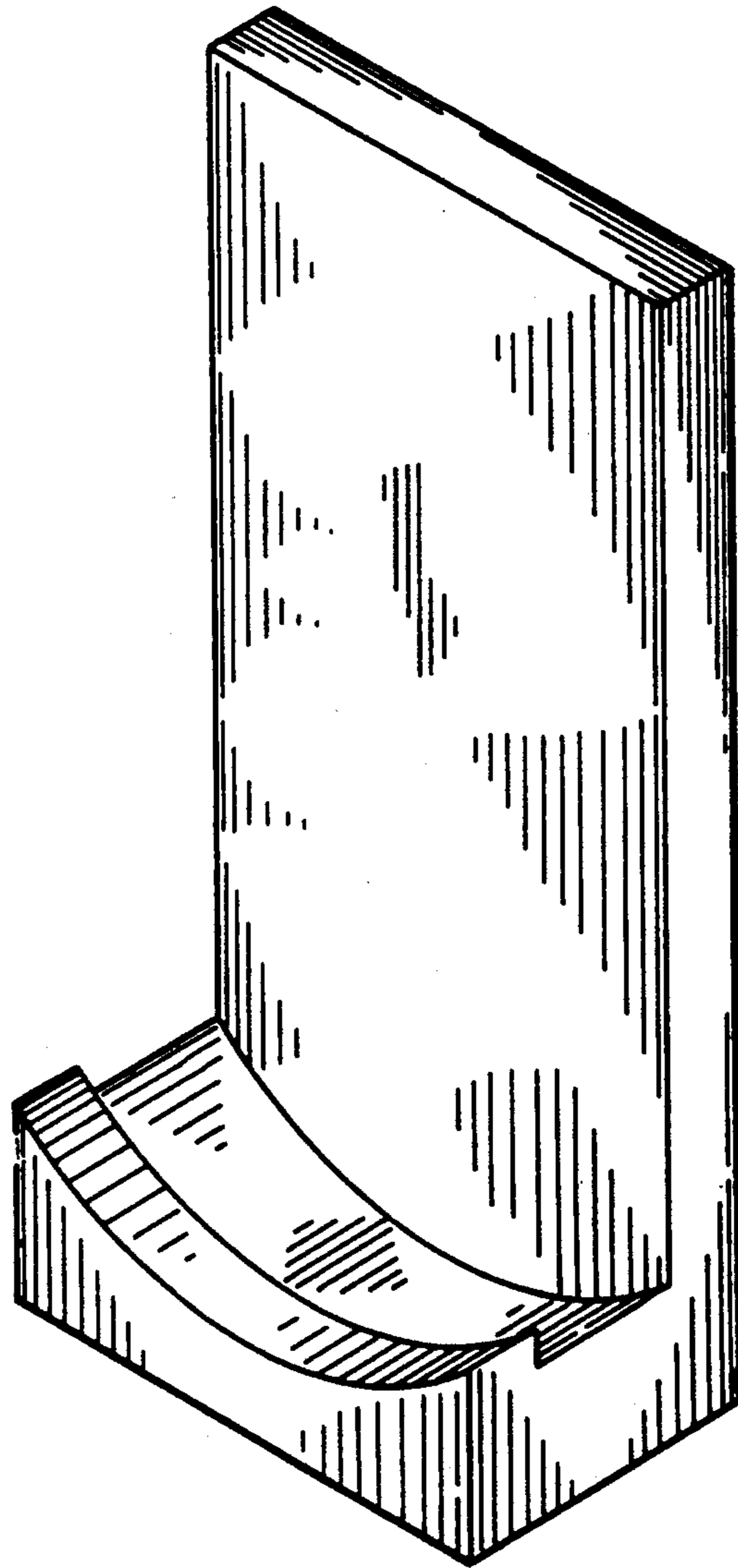
*Primary Examiner*—Brian N. Vinson  
*Attorney, Agent, or Firm*—Worrel & Worrel

[57] **CLAIM**

The ornamental design for a plate holder, as shown and described.

**DESCRIPTION**

FIG. 1 is a top, front, and right side perspective view of a plate holder showing my new design;  
FIG. 2 is a front elevational view thereof;  
FIG. 3 is a rear elevational view thereof;  
FIG. 4 is a right side elevational view thereof;  
FIG. 5 is a left side elevational view thereof;  
FIG. 6 is a top plan view thereof; and,  
FIG. 7 is a bottom plan view thereof.






FIG. 1




FIG. 2



FIG. 3




FIG. 4




FIG. 5

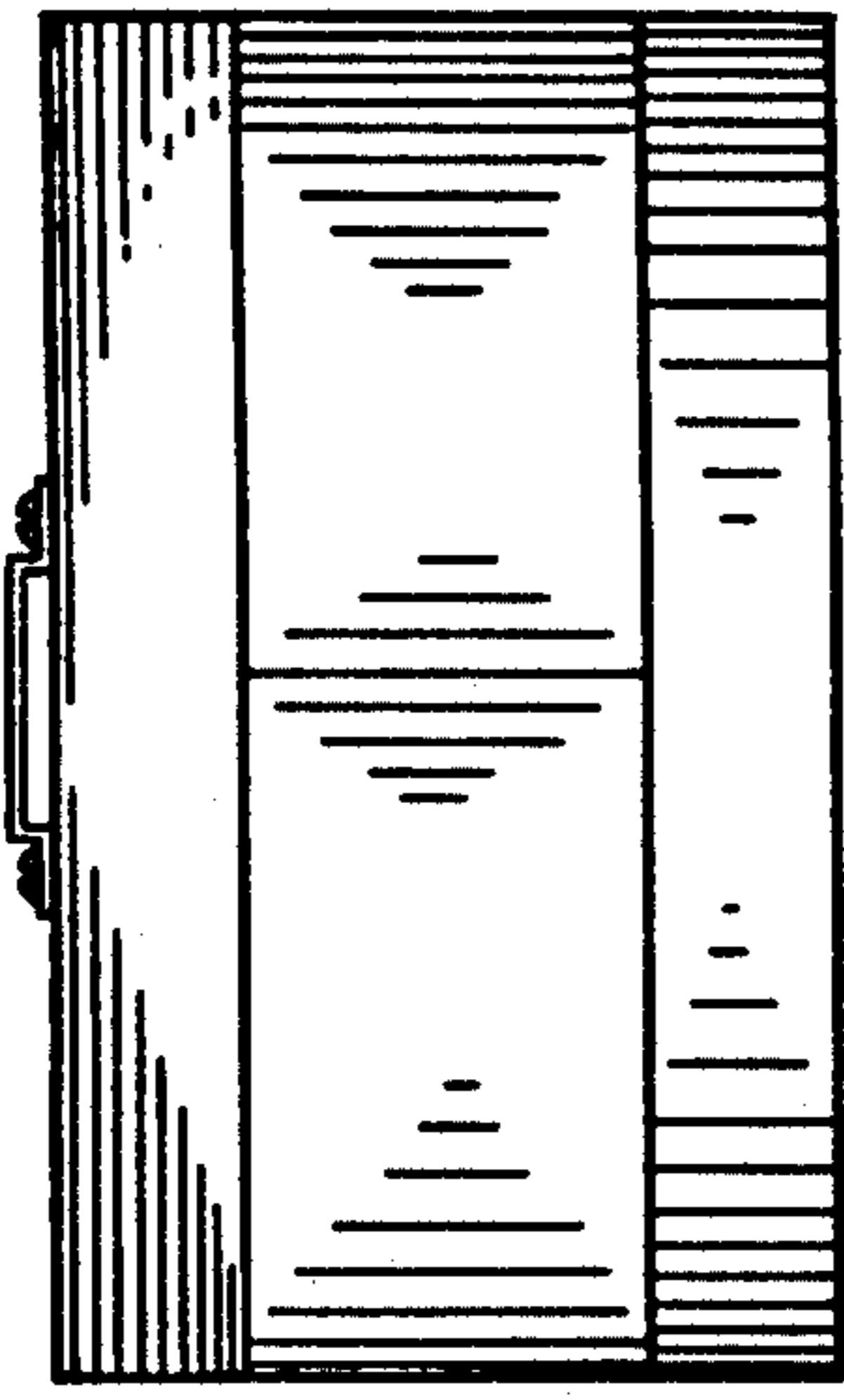


FIG. 6

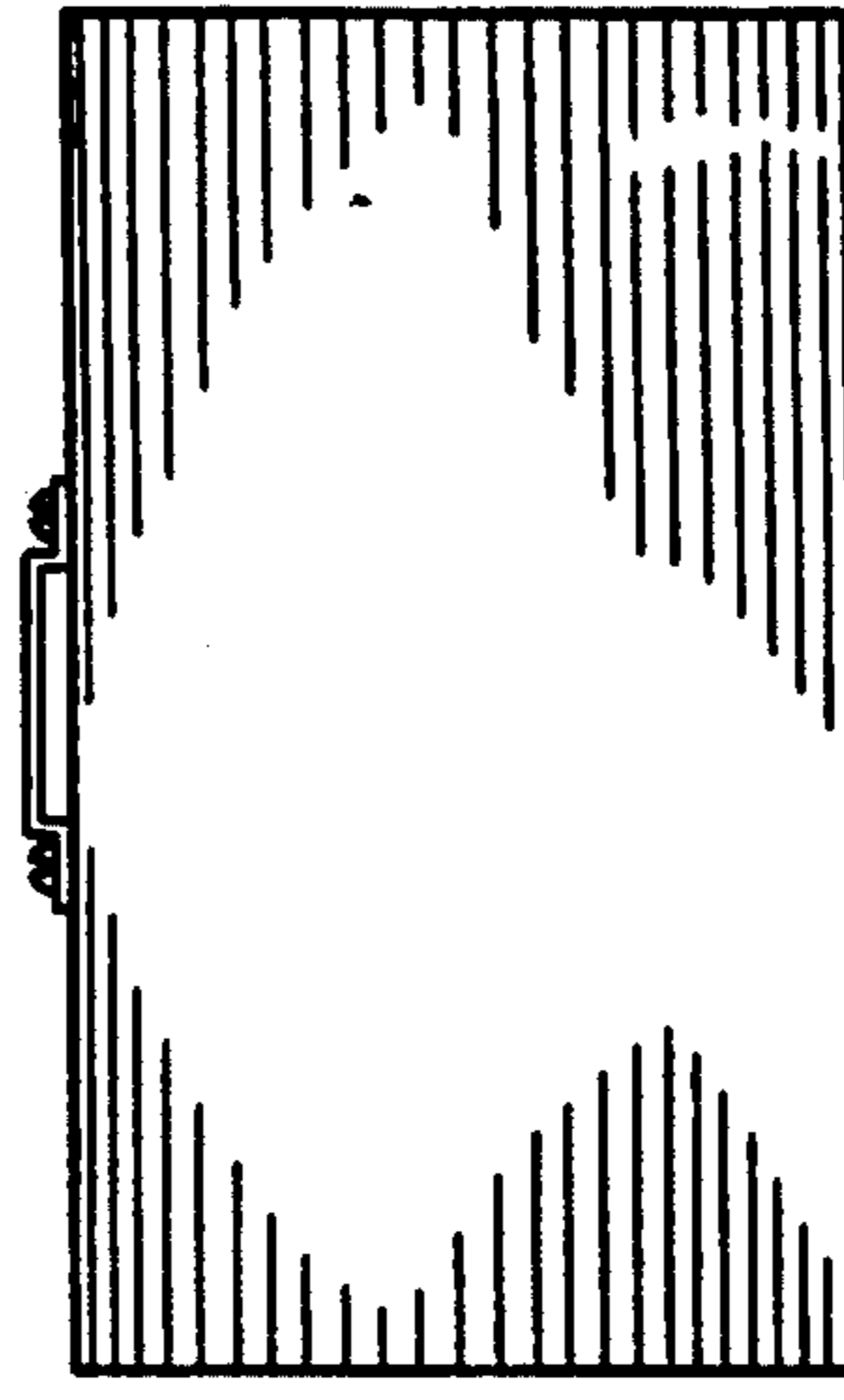


FIG. 7