



US00D329194S

# United States Patent [19]

Gillooly

[11] Patent Number: **Des. 329,194**

[45] Date of Patent: **\*\* Sep. 8, 1992**

[54] **HOSE CADDY**

[76] Inventor: **Edward A. Gillooly**, 24723 Upper Trail, Carmel, Calif. 93923

[\*\*] Term: **14 Years**

[21] Appl. No.: **514,496**

[22] Filed: **Apr. 24, 1990**

[52] U.S. Cl. .... **D8/356**

[58] Field of Search ..... 211/87; 248/89, 75, 248/300-301; D8/356, 354, 373, 380, 381, 1; D6/512, 552

[56] **References Cited**

**U.S. PATENT DOCUMENTS**

- D. 134,939 2/1943 Churchill ..... D8/356
- D. 207,246 3/1967 Shames ..... D8/356
- D. 274,487 7/1984 Eads et al. .... D8/356
- 955,260 4/1910 Getman ..... 248/89

**FOREIGN PATENT DOCUMENTS**

2559045 8/1985 France ..... D8/356 X


*Primary Examiner*—Wallace R. Burke  
*Assistant Examiner*—H. Baynham  
*Attorney, Agent, or Firm*—Townsend and Townsend

[57] **CLAIM**

The ornamental design for a hose caddy, as shown and described.

**DESCRIPTION**

FIG. 1 is a perspective view of a hose caddy showing my new design;  
FIG. 2 is a top plan view thereof;  
FIG. 3 is a front elevational view thereof;  
FIG. 4 is a right-side elevational view thereof, the left-side elevational view being a mirror image;  
FIG. 5 is a rear elevational view thereof; and,  
FIG. 6 is a bottom plan view thereof.






FIG.\_2.




FIG.\_1.

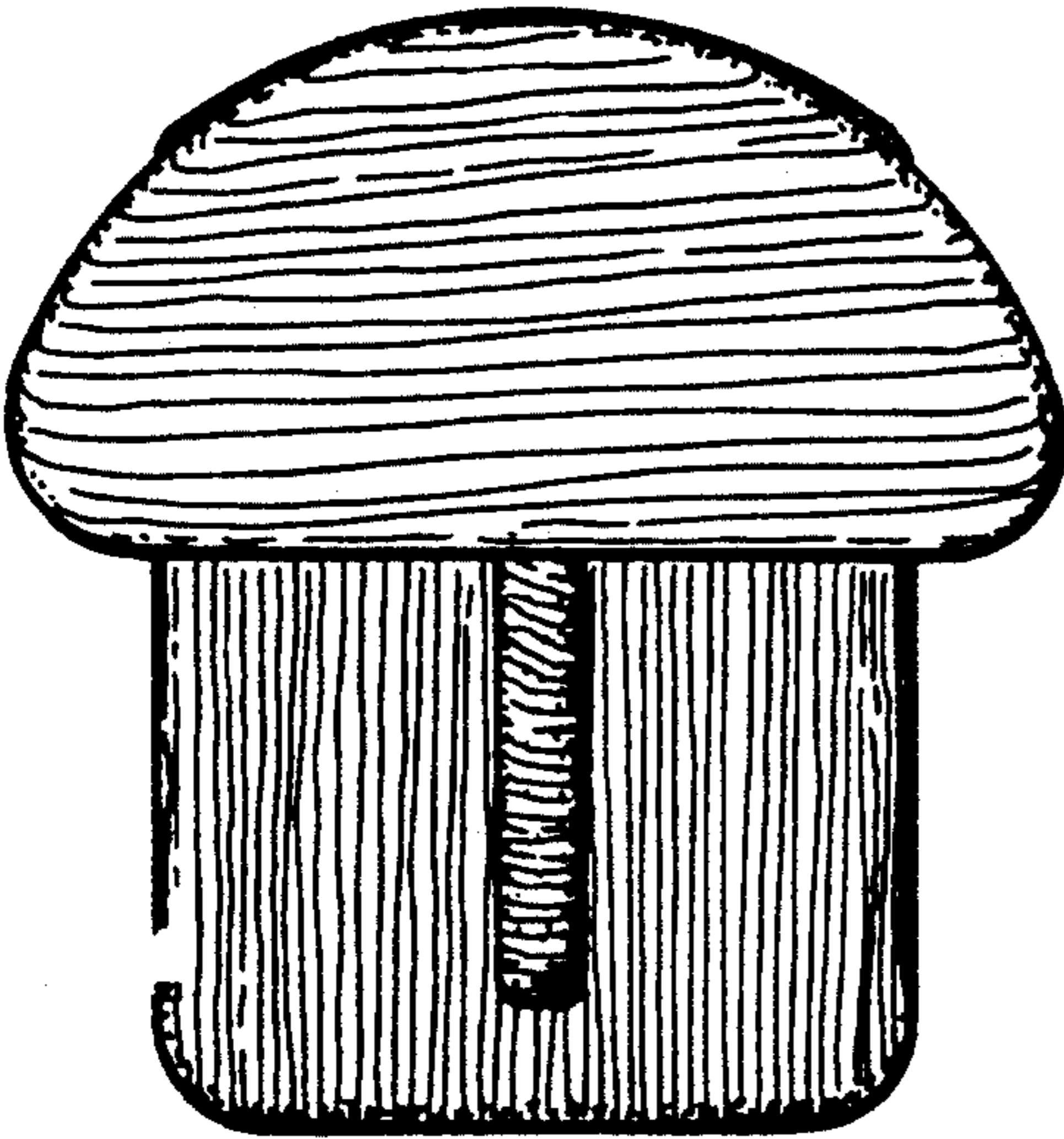


FIG.\_3.




FIG.\_4.




FIG.\_6.

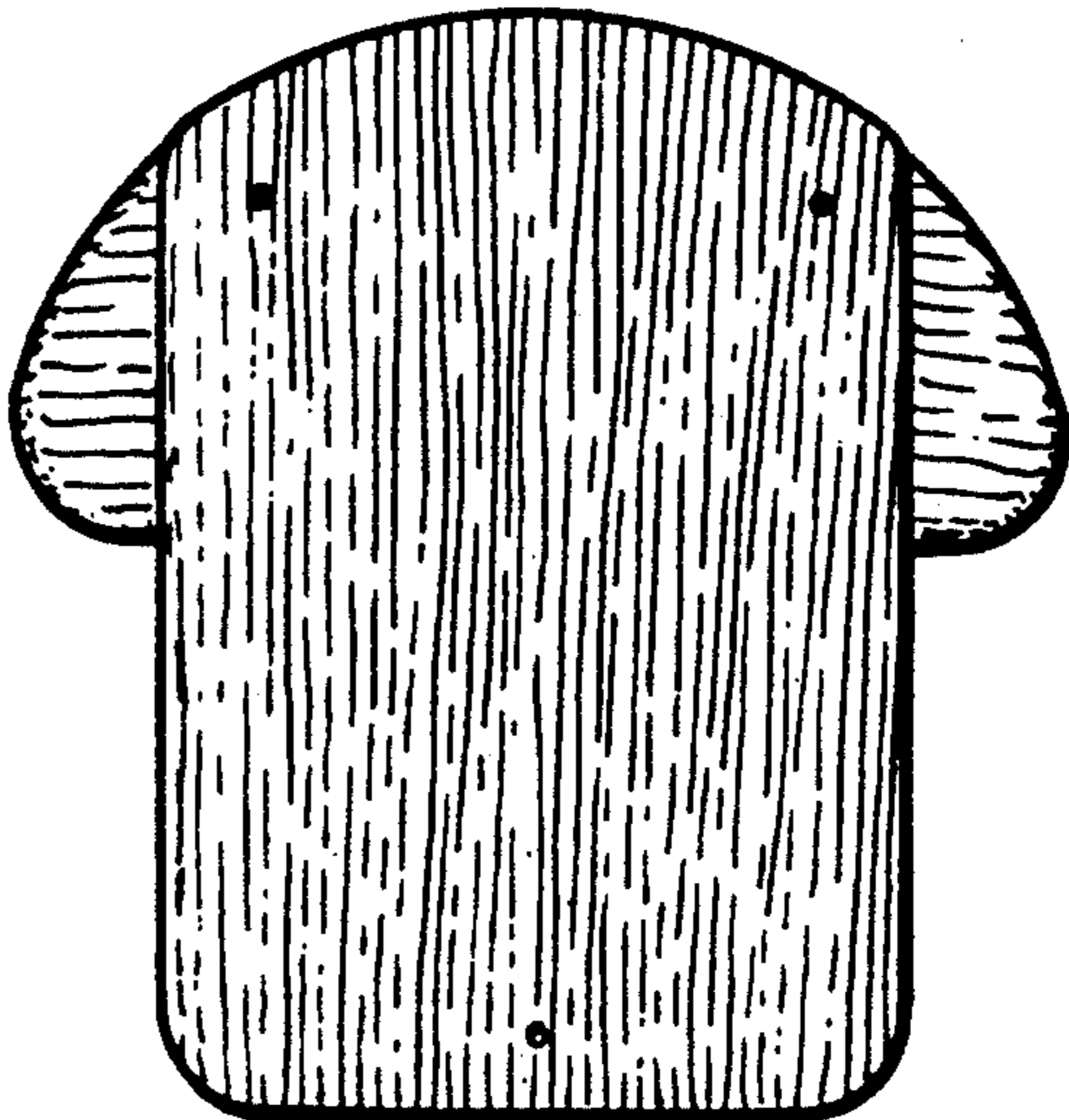


FIG.\_5.