



US00D329190S

United States Patent [19]

Kotsuka

[11] Patent Number: **Des. 329,190**

[45] Date of Patent: **** Sep. 8, 1992**

[54] **DAMPER STAY FOR FURNITURE DOORS**

[75] Inventor: **Kazuo Kotsuka**, Tokyo, Japan

[73] Assignee: **Sugatsune Industrial Co., Ltd.**,
Tokyo, Japan

[**] Term: **14 Years**

[21] Appl. No.: **400,559**

[22] Filed: **Aug. 30, 1989**

[30] **Foreign Application Priority Data**

Mar. 6, 1989 [JP] Japan 1-8095

[52] U.S. Cl. **D8/330**

[58] Field of Search D6/491, 500-502,
D6/510-511, 577, 580, 581; D8/330; 16/49, 66,
68, 71, DIG. 9, DIG. 10

[56] **References Cited**

U.S. PATENT DOCUMENTS

- D. 169,630 5/1953 Miller D8/330
- D. 290,579 6/1987 Crisp, Jr. D8/330 X
- D. 296,758 7/1988 Ogawa et al. D8/330

- 805,775 11/1905 Blum 16/49 X
- 1,494,482 5/1924 Hornburg 16/DIG. 9 X
- 1,970,008 8/1934 Larson 16/DIG. 9 X
- 3,492,686 2/1970 Laseor 16/49

OTHER PUBLICATIONS

Lamp Sugatsune Catalog No. 63.

Primary Examiner—Nelson C. Holtje

Assistant Examiner—Janice E. Seeger

Attorney, Agent, or Firm—Foley & Lardner

[57] **CLAIM**

The ornamental design for a damper stay for furniture doors, as shown and described.

DESCRIPTION

FIG. 1 is a rear elevational view of a damper stay for furniture doors, showing my new design;

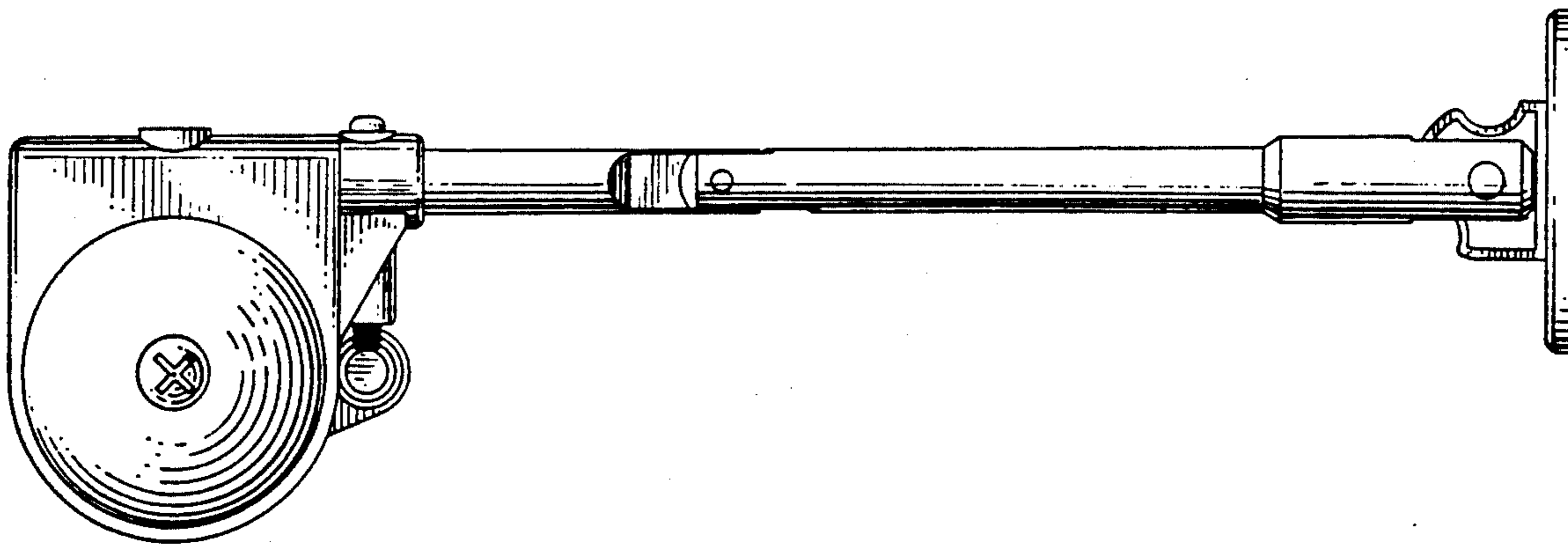
FIG. 2 is an end elevational view;

FIG. 3 is an elevational view, showing the end not shown in FIG. 2;

FIG. 4 is a top plan view thereof;

FIG. 5 is a front elevational view thereof; and,

FIG. 6 is a bottom plan view thereof.



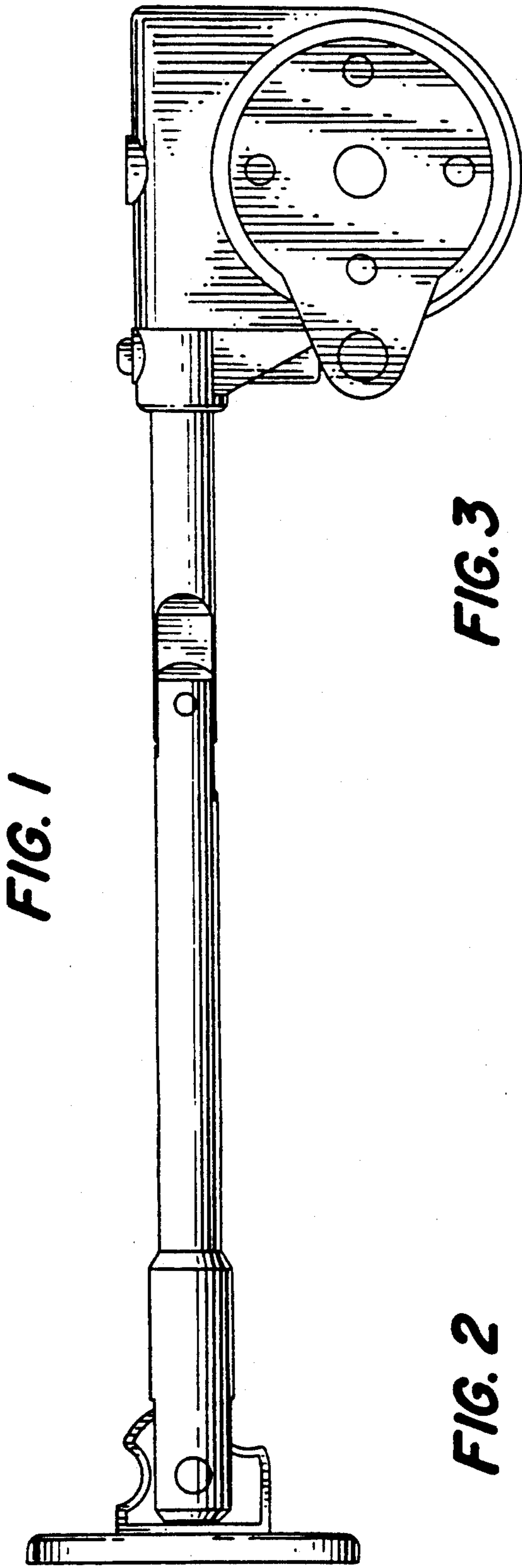


FIG. 3

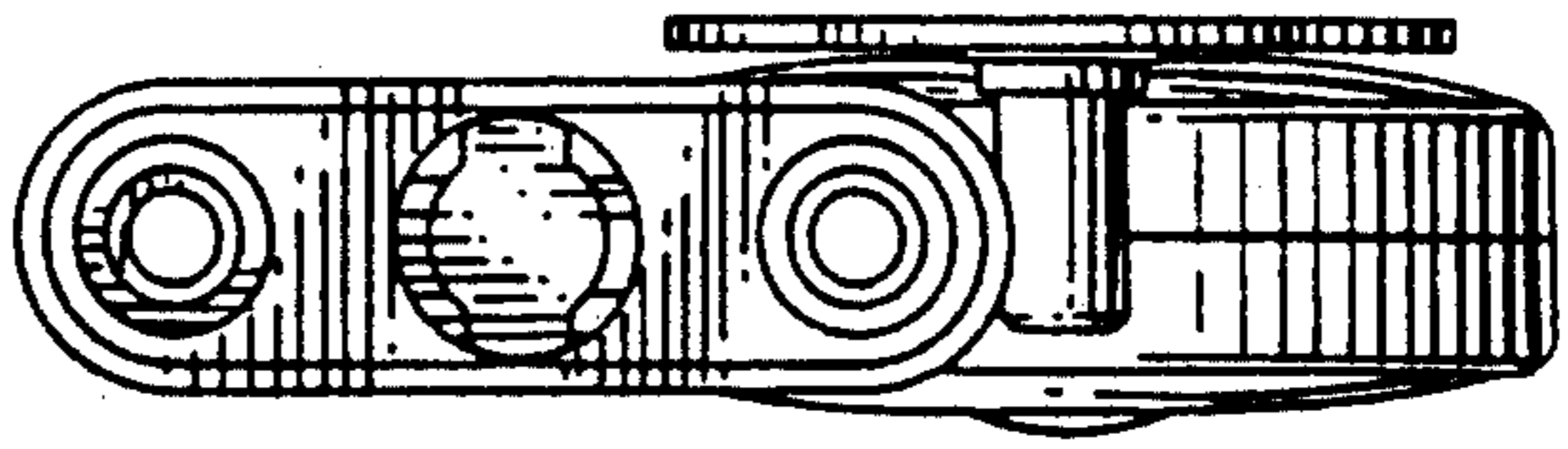


FIG. 2

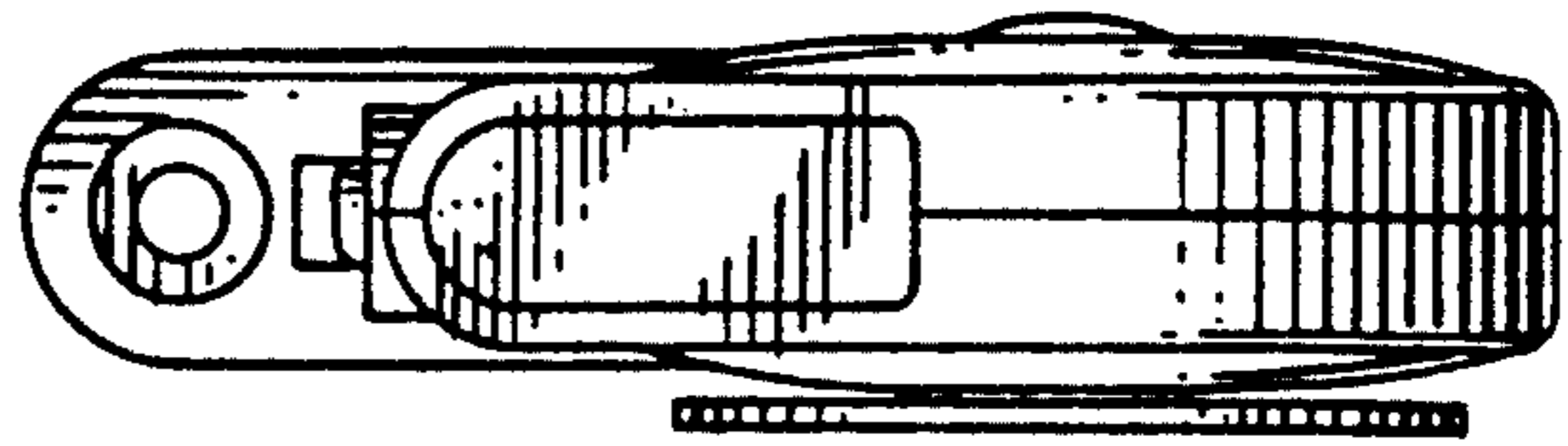


FIG. 4

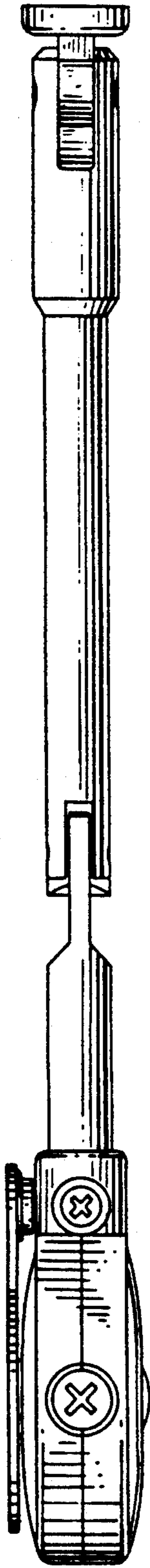


FIG. 5

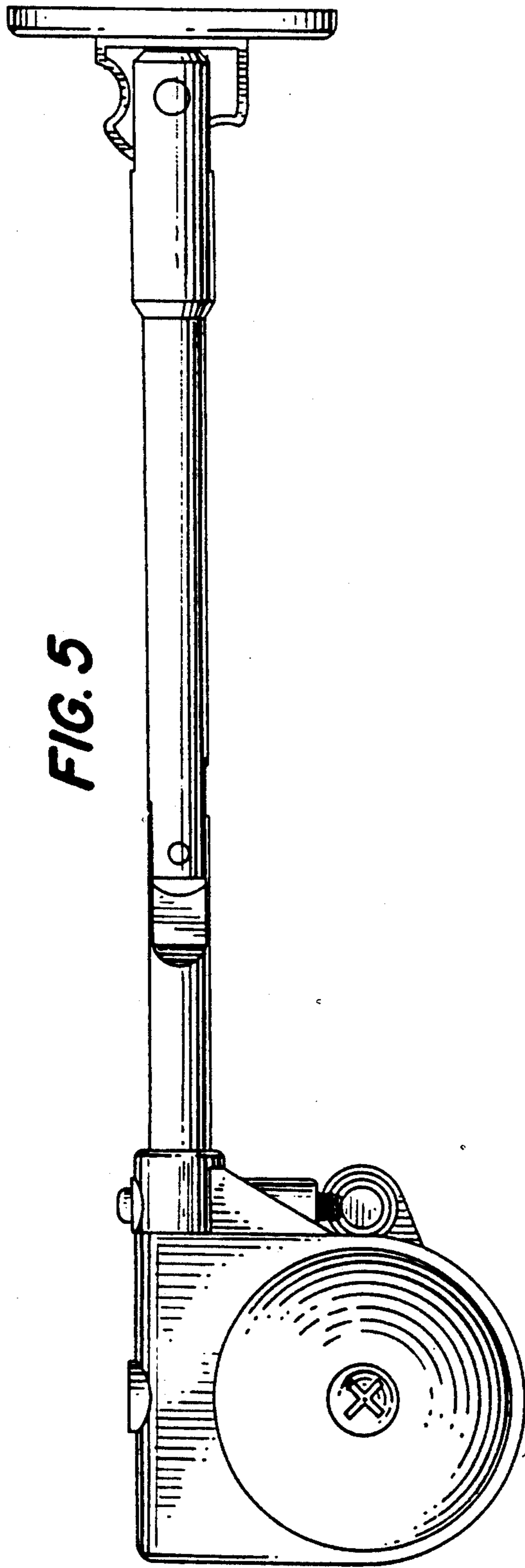


FIG. 6

