



US00D329183S

United States Patent [19]

[11] Patent Number: **Des. 329,183**

Lage et al.

[45] Date of Patent: **** Sep. 8, 1992**

[54] ENVELOPE OPENER

[75] Inventors: **David P. Lage; Albert P. Carney,**
both of St. Louis County, Mo.

[73] Assignee: **Quick Point, Inc., Fenton, Mo.**

[**] Term: **14 Years**

[21] Appl. No.: **615,001**

[22] Filed: **Nov. 15, 1990**

[52] U.S. Cl. **D8/102**

[58] Field of Search **D8/102, 103, 104;**
D10/71; D14/240, 251, 252; D20/10, 39, 40,
41; D22/118; 30/DIG 3, 294; 33/483, 485

[56] **References Cited**

U.S. PATENT DOCUMENTS

D. 159,935	8/1950	Simon	D14/252
D. 240,190	6/1976	Cleveland	D8/103
D. 256,883	10/1980	Wharmby	D8/102
D. 301,138	5/1989	Lee	D14/252
D. 306,394	3/1990	Koehig	D8/102
1,553,449	9/1925	Kennedy	30/294
2,439,639	4/1948	Tilly	30/294

2,535,555	12/1950	Tilly	30/DIG. 3
2,599,439	6/1952	Drake	30/294
3,009,248	11/1961	Tilly	D8/102
3,028,670	4/1962	Tilly	D8/1962
3,290,780	12/1966	Oehlert	30/DIG. 3

OTHER PUBLICATIONS

Quick Point Catalog 1989 p. 53 Quick Point Inc Fenton, Mo.

Primary Examiner—Bernard Ansher

Assistant Examiner—R. Barkai

Attorney, Agent, or Firm—Gravelly, Lieder & Woodruff

[57] **CLAIM**

The ornamental design for an envelope opener, as shown.

DESCRIPTION

FIG. 1 is a front elevational view of an envelope opener showing our new design;
FIG. 2 is a rear elevational view thereof;
FIG. 3 is a left side elevational view thereof;
FIG. 4 is a right side elevational view thereof; and,
FIG. 5 is a sectional view taken along line 5—5 of FIG. 2.




FIG. 1

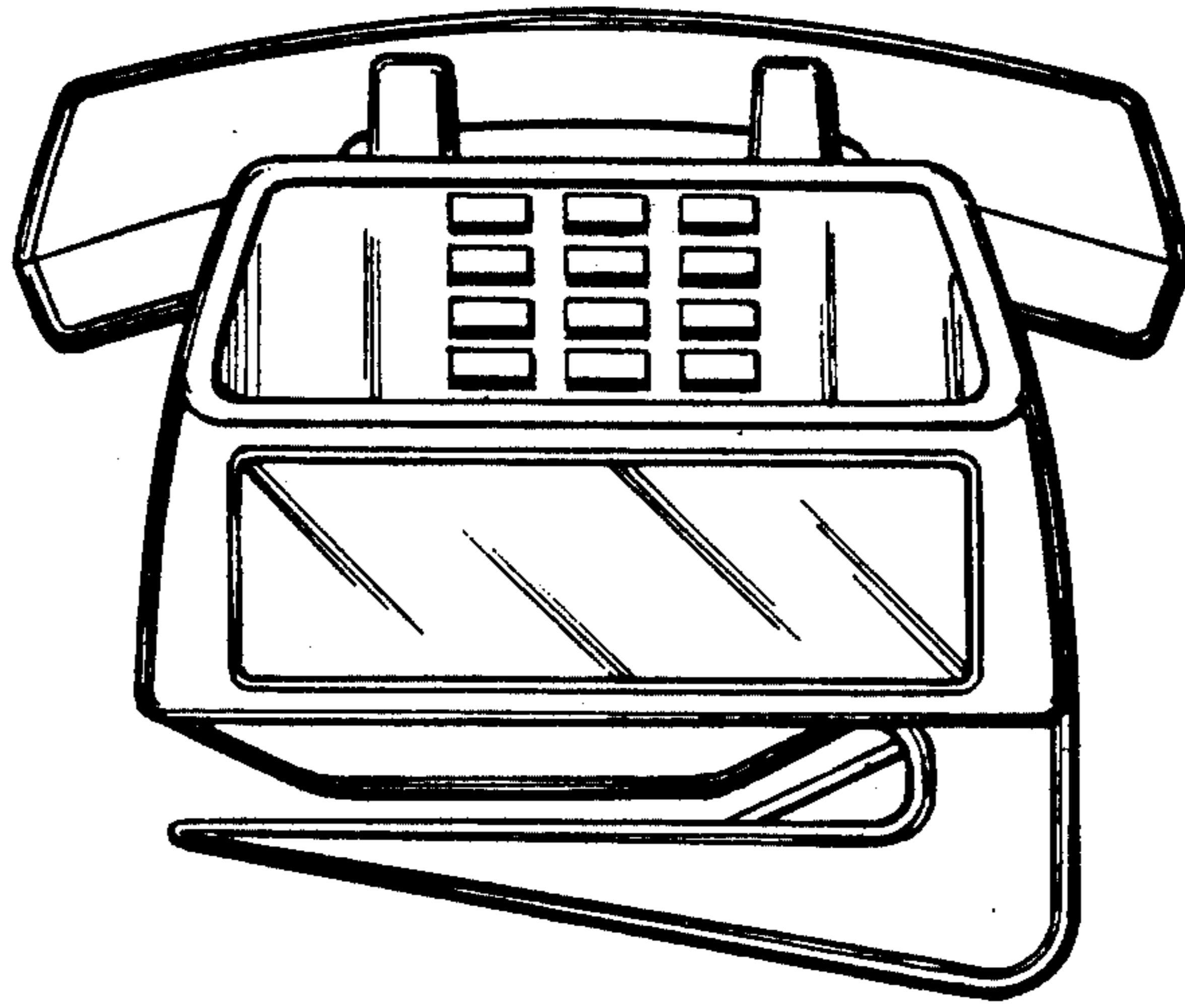


FIG. 2

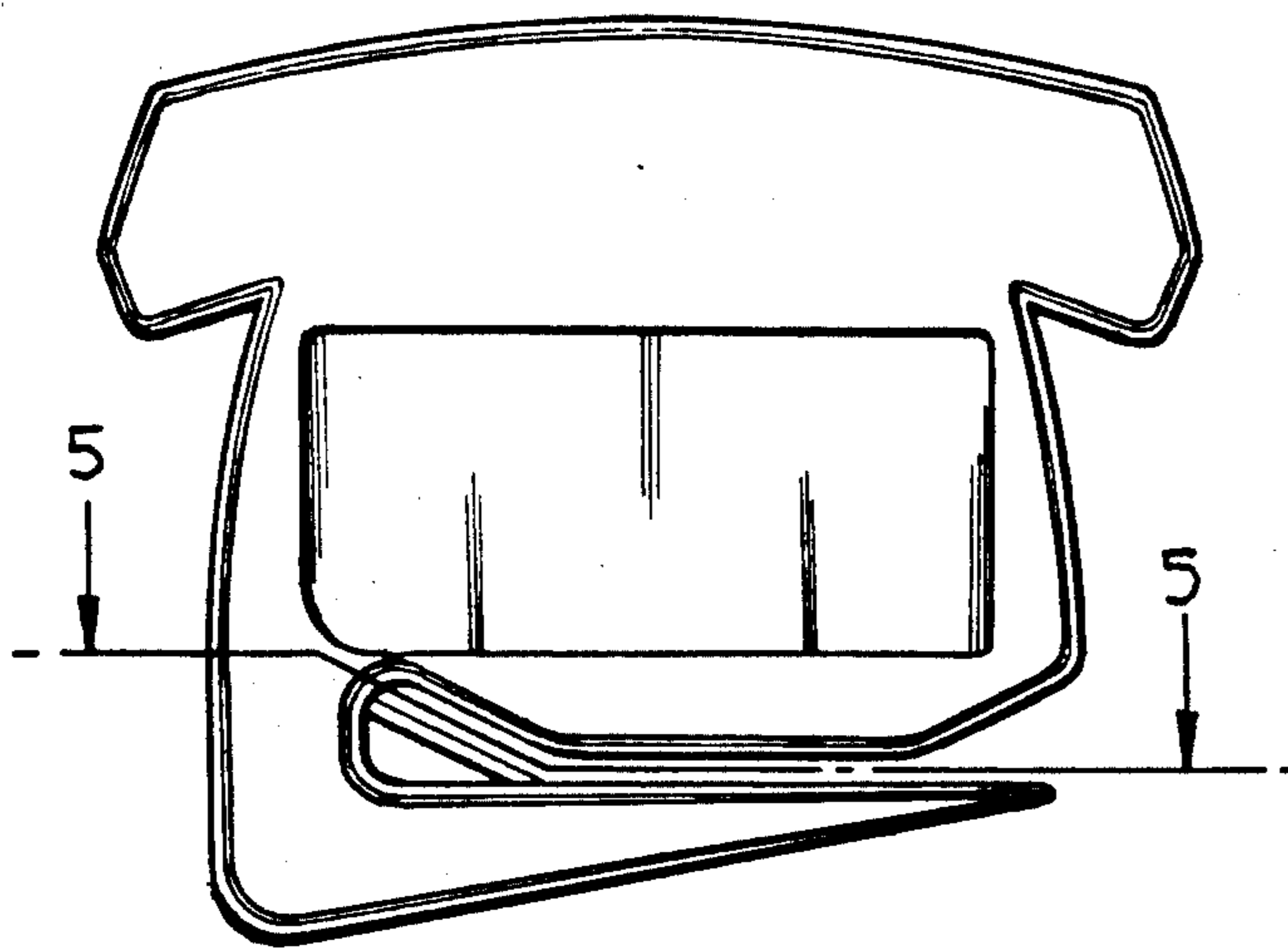


FIG. 3



FIG. 4



FIG. 5