



US00D329177S

United States Patent [19]

Nace et al.

[11] Patent Number: **Des. 329,177**

[45] Date of Patent: **** Sep. 8, 1992**

[54] **LAWN RAKE**

4,776,158 10/1988 Baum 294/50

[76] Inventors: **Brenda Nace**, Hilltop Apartments #04, Edwardsville; **David Moyer**, 362 E. Main St., Nanticoke, both of Pa. 18704

[**] Term: **14 Years**

[21] Appl. No.: **541,358**

[22] Filed: **Jun. 21, 1990**

[52] U.S. Cl. **D8/13**

[58] Field of Search **D8/13, 1; 294/50, 55.5; 56/400.08**

OTHER PUBLICATIONS

Gardena Catalog, Apr. 1987, p. 30, Lawn Rake, located 2nd from top on left hand side.

Smith and Hawkin, Summer 1988, p. 27, Lawn Rake, located at bottom of page.

Primary Examiner—Wallace R. Burke

Assistant Examiner—H. Baynham

Attorney, Agent, or Firm—Terry M. Gernstein

[57] CLAIM

The ornamental design for a lawn rake, as shown and described.

[56] References Cited

U.S. PATENT DOCUMENTS

D. 281,387	11/1985	Kolb	D8/13
D. 282,621	2/1986	Nuorivaara	D8/13
D. 296,510	7/1988	Cohen	D8/1 X
1,956,263	4/1934	Anderson	294/55.5 X
2,252,114	8/1941	Brown	D8/13
3,884,023	5/1975	Robinson	294/50
3,901,010	8/1975	Pajunen	56/400.08

DESCRIPTION

FIG. 1 is a perspective view of the lawn rake showing my new design;

FIG. 2 is a front elevational view thereof;

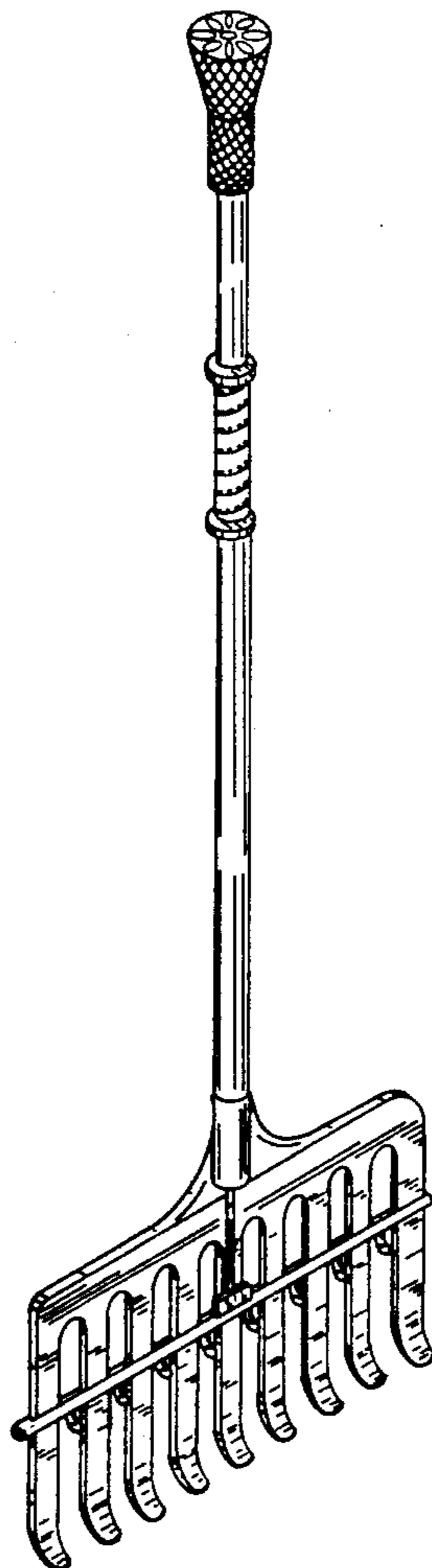
FIG. 3 is a rear elevational view thereof;

FIG. 4 is a side elevational view thereof;

FIG. 5 is an opposite side elevational view thereof;

FIG. 6 is a top plan view thereof; and,

FIG. 7 is a bottom plan view thereof.



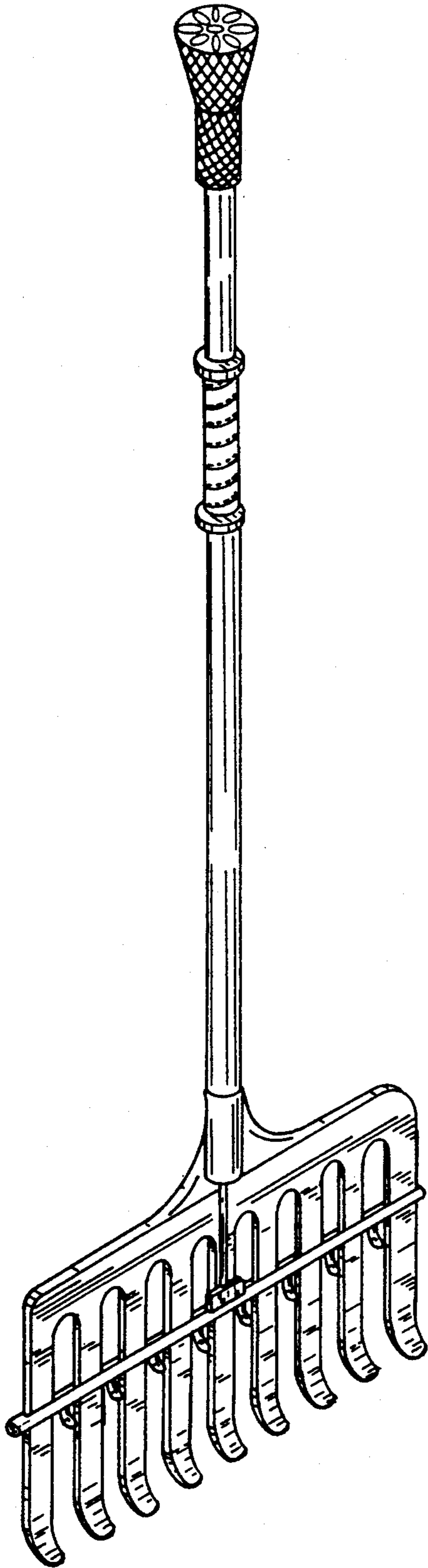


FIG. 1

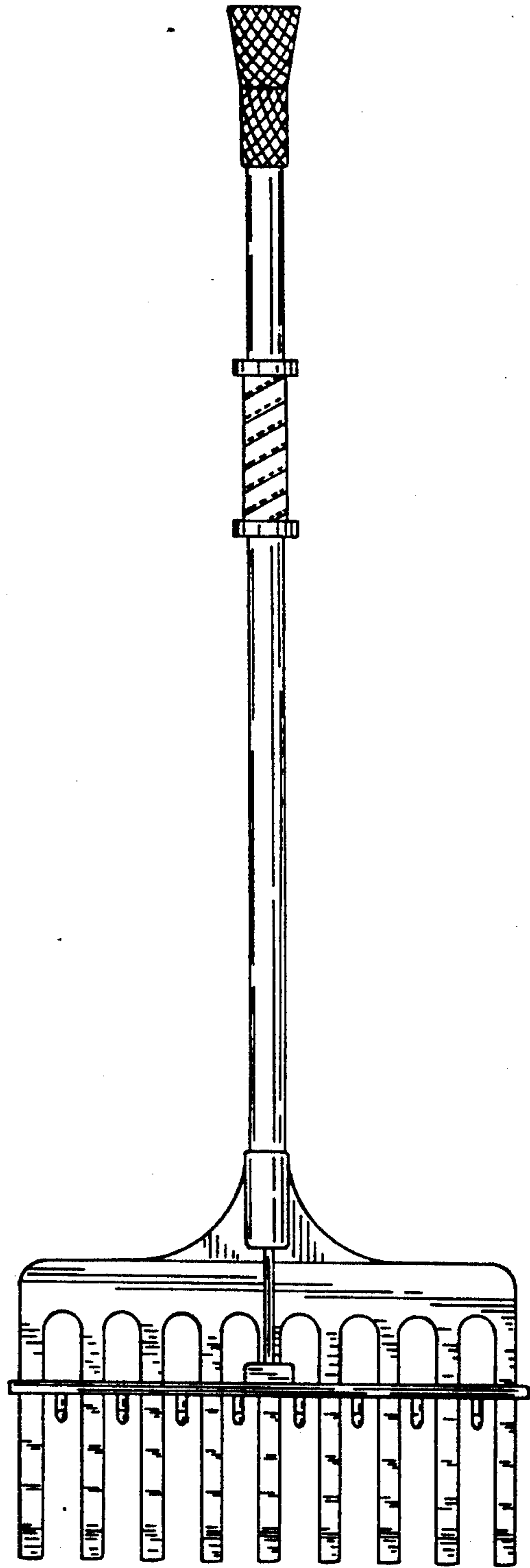


FIG. 2

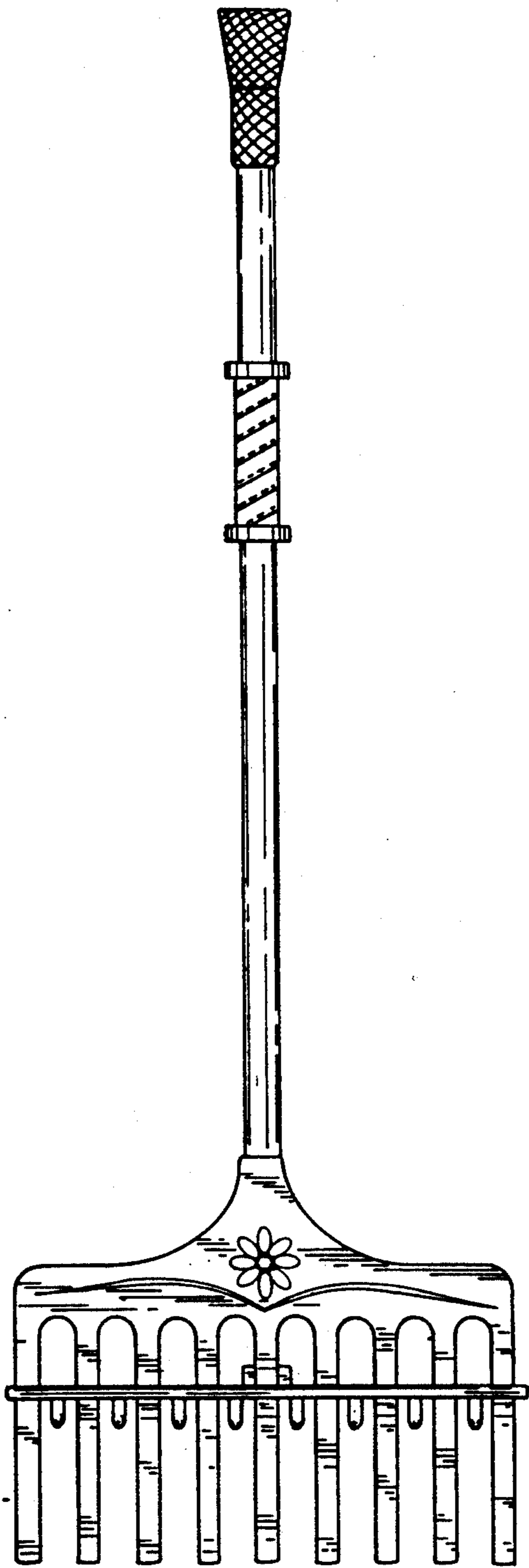


FIG. 3



FIG. 4

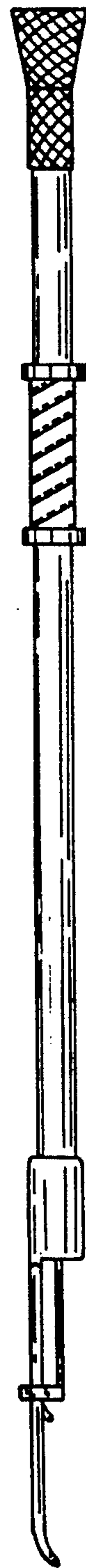


FIG. 5



FIG. 6



FIG. 7