



US00D329167S

# United States Patent [19]

Robbins, III

[11] Patent Number: **Des. 329,167**

[45] Date of Patent: **\*\* Sep. 8, 1992**

- [54] **COLLAPSIBLE WATER COOLER CONTAINER**
- [76] Inventor: **Edward S. Robbins, III**, 459 North Ct., Florence, Ala. 35631
- [\*\*] Term: **14 Years**
- [21] Appl. No.: **594,196**
- [22] Filed: **Oct. 9, 1990**
- [52] U.S. Cl. .... **D7/397; D7/300; D7/306**
- [58] Field of Search ..... **D7/397, 300, 306, 305, D7/300.1, 311, 512; 222/215, 185, 210, 207, 146.6, 107, 83, 95, 211, 105, 190; D9/405, 373; D20/1-9; D21/105**

3,213,913	10/1965	Petriello .....	150/5
3,229,014	1/1966	Petriello .....	264/250
3,494,509	2/1970	McGuire .....	222/107
3,592,360	7/1971	Aleck .....	222/95
3,875,941	4/1975	Adair .....	128/278
3,884,228	5/1975	Hahn .....	128/214
4,087,024	5/1978	Martin et al. ....	222/211
4,428,507	1/1984	Sneider .....	222/105
4,773,458	9/1988	Touzani .....	150/55
4,775,564	10/1988	Shriver et al. ....	428/35
4,846,376	7/1989	Palmer .....	222/190
4,892,207	1/1990	Cullis .....	D7/306 X

*Primary Examiner*—Donald P. Walsh  
*Assistant Examiner*—M. N. Pandozzi  
*Attorney, Agent, or Firm*—Nixon & Vanderhye

[56] **References Cited**  
**U.S. PATENT DOCUMENTS**

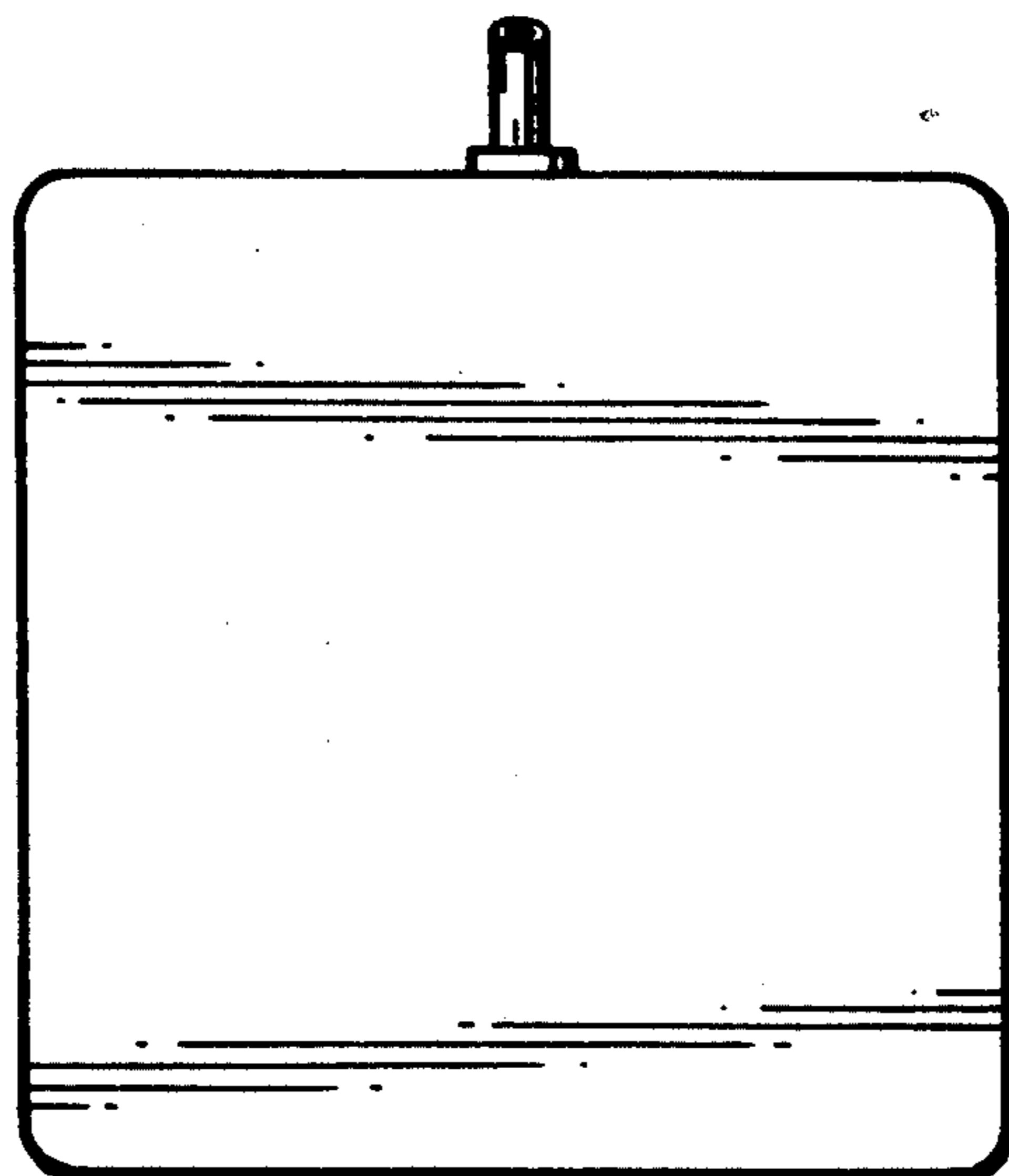
D. 85,243	9/1931	Kanter .....	D20/8 X
D. 95,326	4/1935	Ganz .....	D9/405
D. 96,615	8/1935	Lelong .....	D9/405
D. 110,613	7/1938	Doughty .....	D7/300
D. 119,089	2/1940	Leach .....	D9/405
D. 121,419	7/1940	King .....	D9/405
D. 236,170	7/1975	Birrell .....	D7/311
D. 275,022	8/1984	Simpson et al. ....	D21/105
D. 312,966	12/1990	Mansau .....	D9/405
1,260,779	3/1918	Koos .....	D7/512 X
2,784,882	3/1957	Du Bois .....	222/215
3,058,627	10/1962	Eskridge .....	222/210
3,083,877	4/1963	Gash .....	222/107
3,143,429	8/1964	Swanson et al. ....	99/171
3,156,383	11/1964	Melli .....	222/83

[57] **CLAIM**

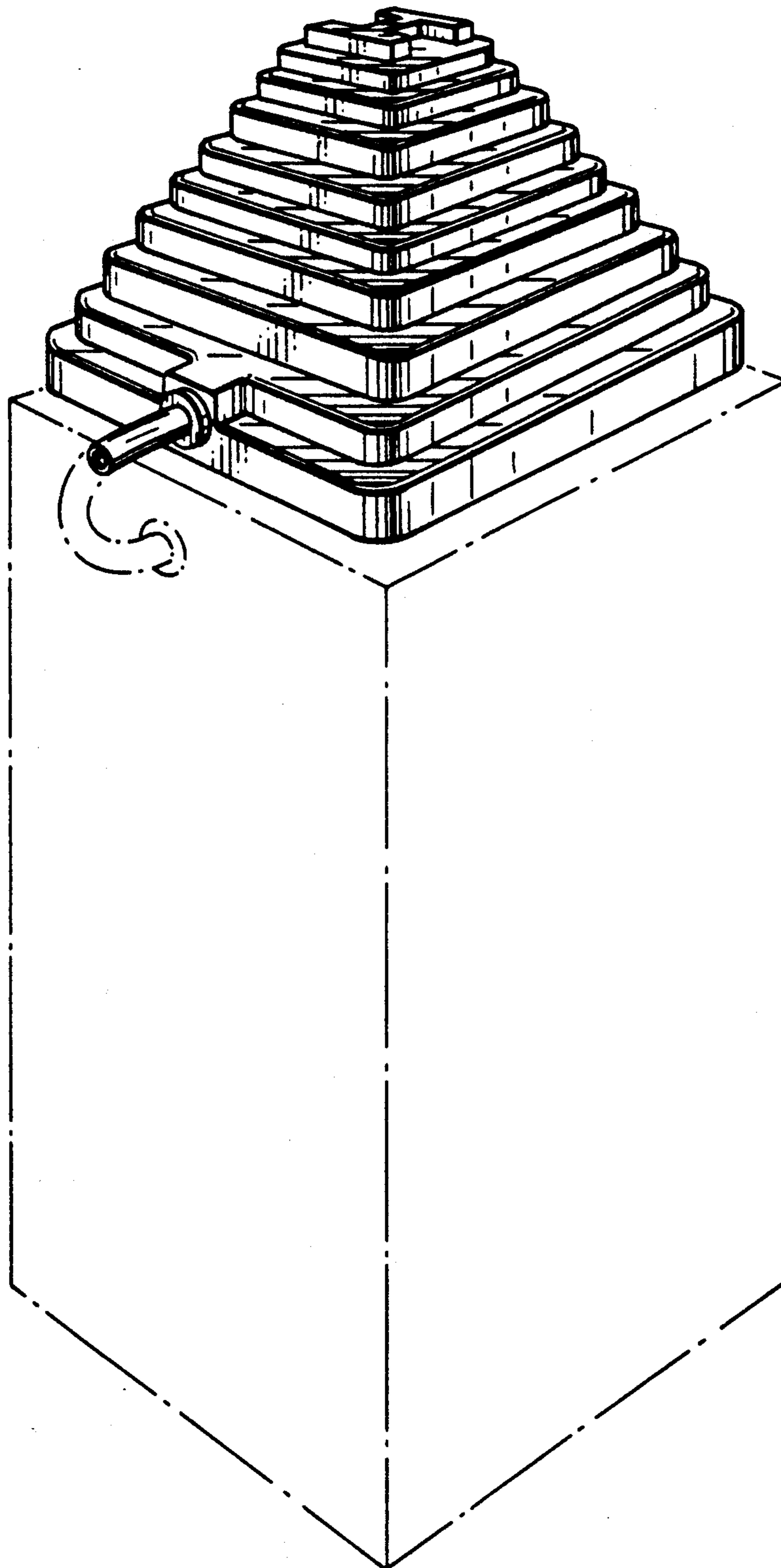
The ornamental design for a collapsible water cooler container, as shown and described.

**DESCRIPTION**

FIG. 1 is a top, front, right perspective view of a collapsible water cooler container showing my new design;  
 FIG. 2 is a top plan view thereof;  
 FIG. 3 is a left side elevational view, the right side elevational view being a mirror image thereof;  
 FIG. 4 is a front elevational view thereof;  
 FIG. 5 is a rear elevational view thereof; and,  
 FIG. 6 is a bottom plan view thereof.  
 The broken line showing of water cooler base is for illustrative purposes only and forms no part of the claimed design.



**FIG. 1**



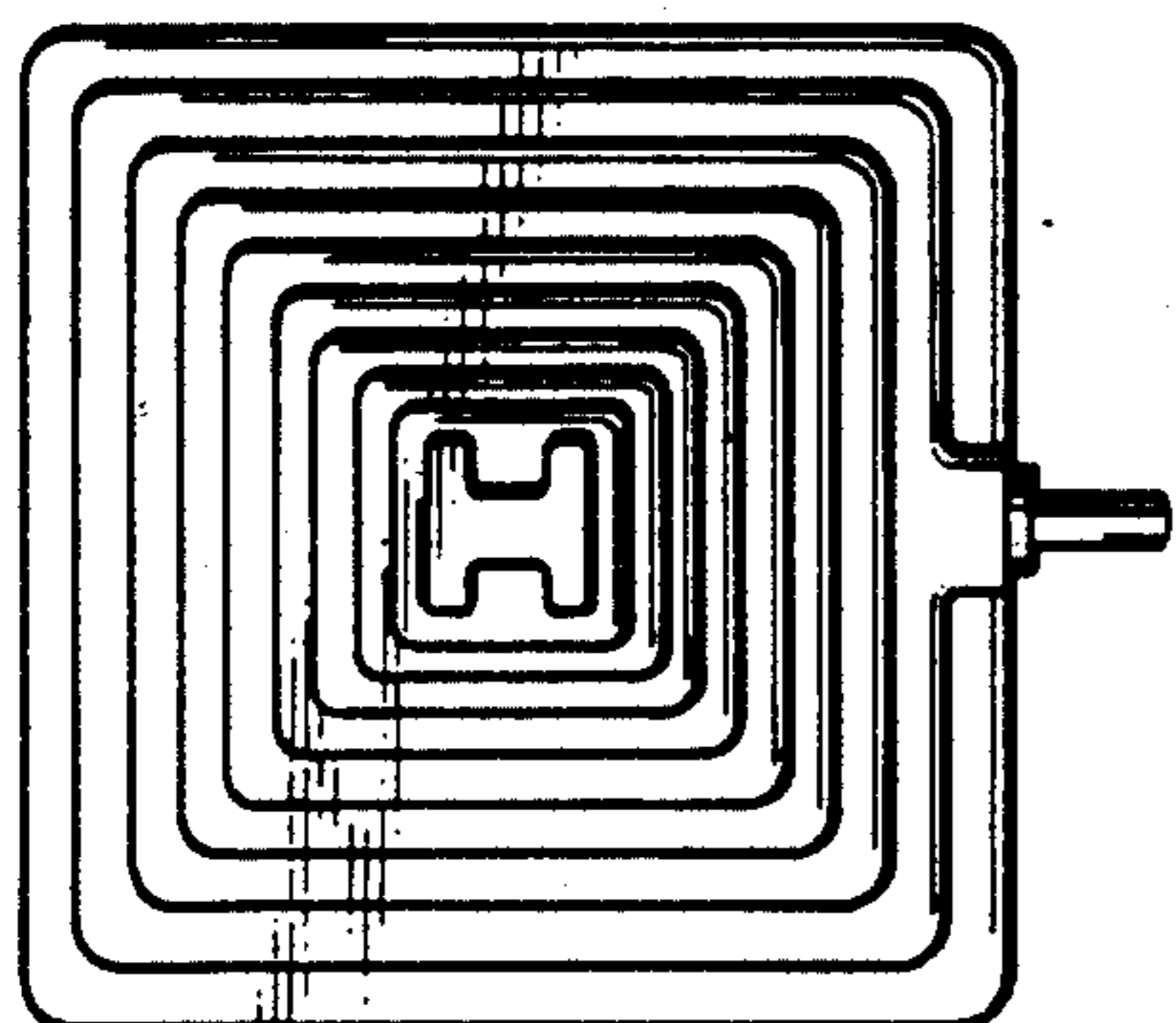


FIG. 2




FIG. 3

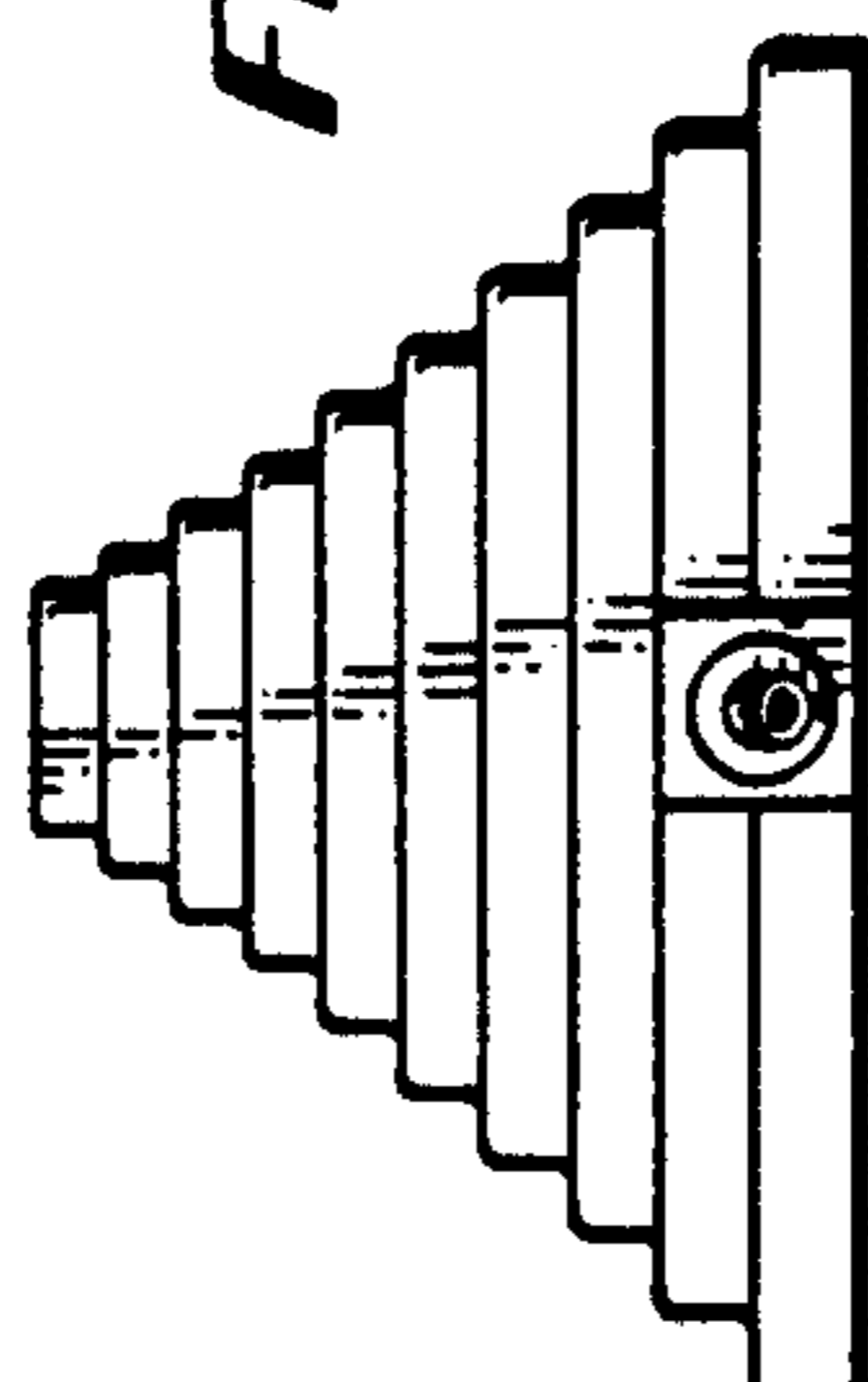


FIG. 4

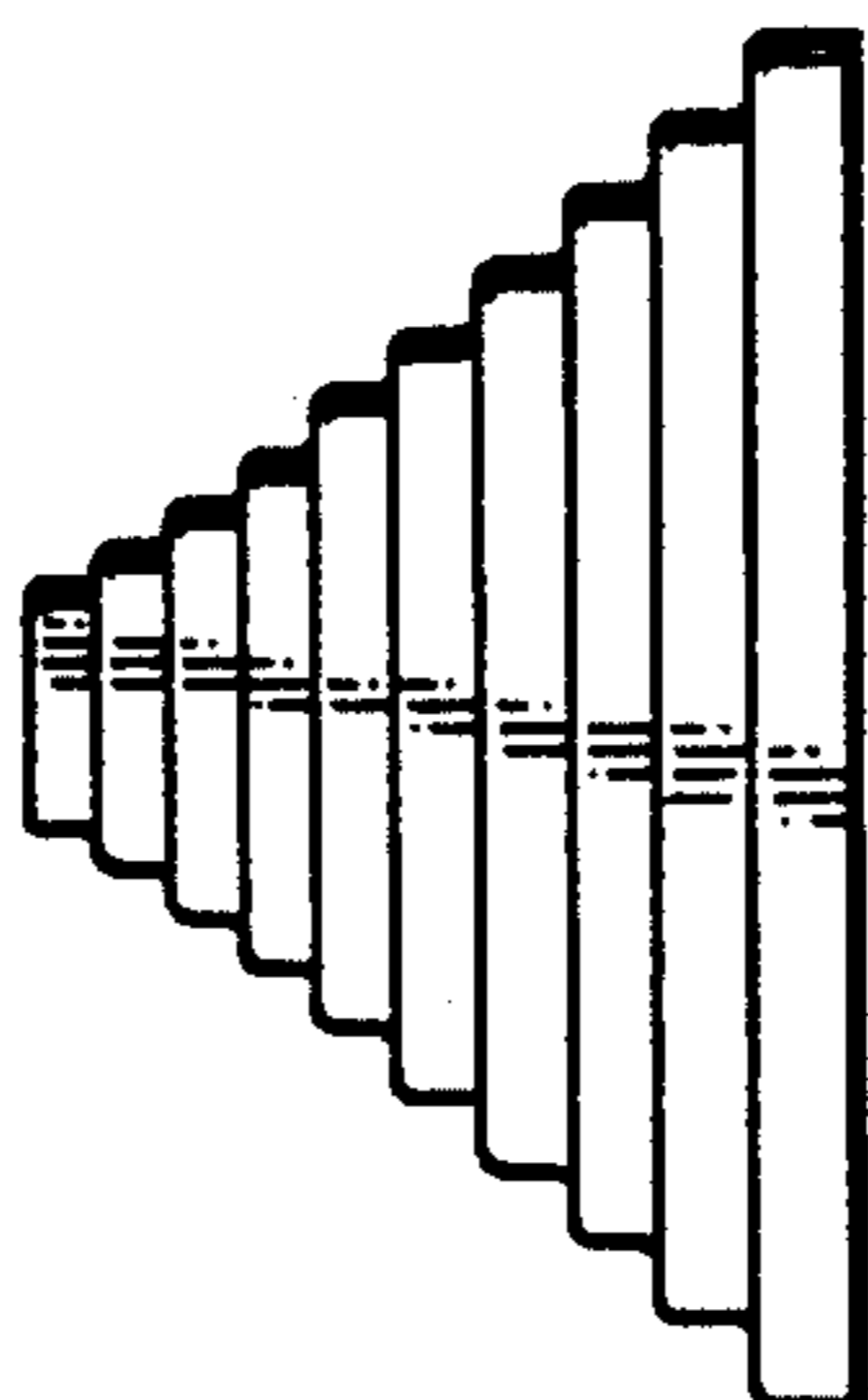


FIG. 5

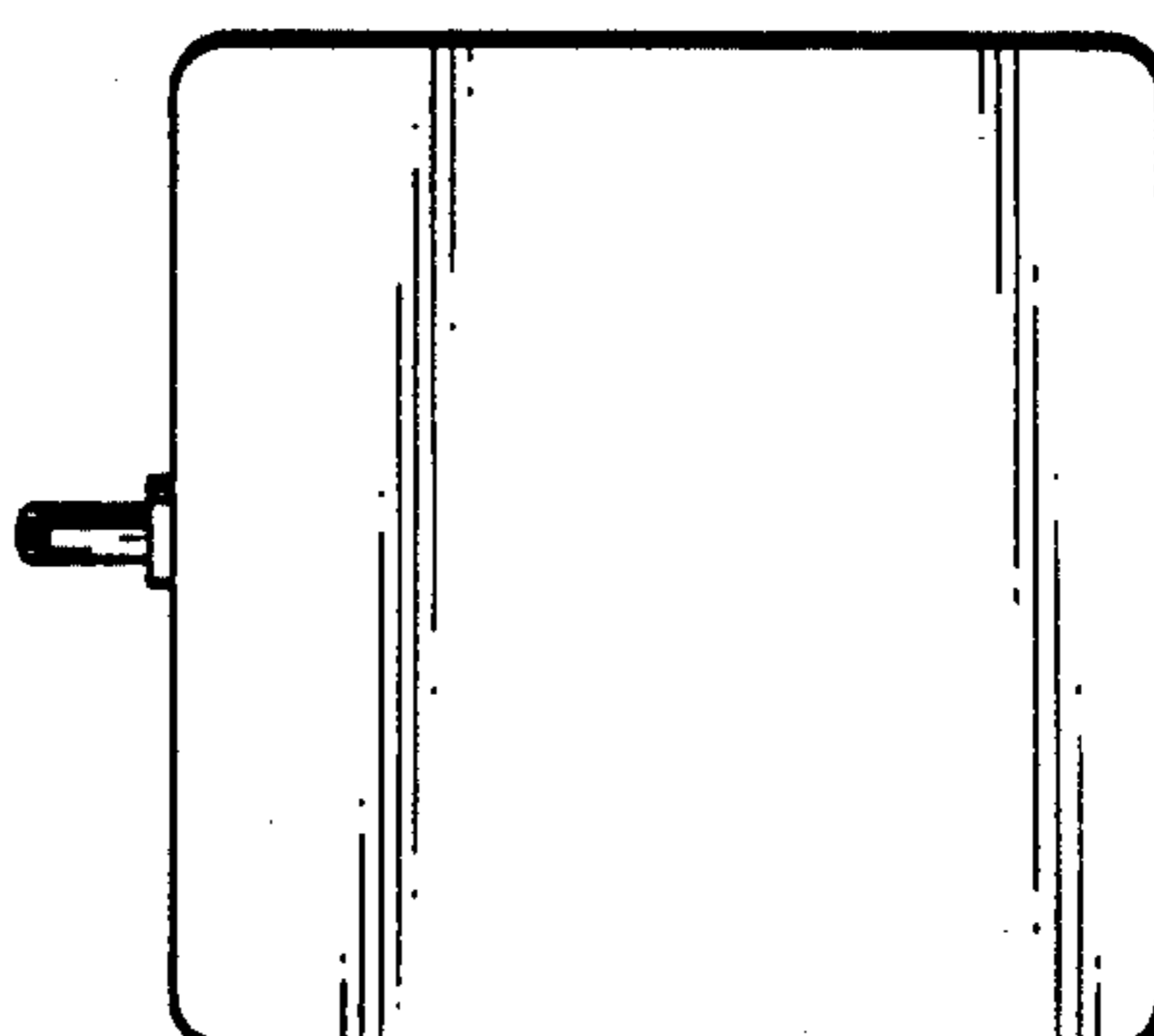


FIG. 6