



US00D329157S

United States Patent [19]

Santucci

[11] Patent Number: **Des. 329,157**

[45] Date of Patent: **** Sep. 8, 1992**

[54] **ADJUSTABLE SHELF FOR USE IN A LOCKER**

[76] Inventor: **Donald G. Santucci**, 1154 Avenue Le Provence, Naperville, Ill. 60540

[**] Term: **14 Years**

[21] Appl. No.: **360,727**

[22] Filed: **Jun. 2, 1989**

[52] U.S. Cl. **D6/511**

[58] Field of Search **D6/491-495, D6/497, 509-511; 211/153; 312/216**

[56] **References Cited**

U.S. PATENT DOCUMENTS

D. 234,564	3/1975	Moore	D6/509
D. 241,297	9/1976	Maslow	D6/511
D. 304,887	12/1989	Carlson	D6/509
408,001	7/1889	Dunn	211/153
584,082	6/1897	Nessle	211/153
1,764,131	6/1930	Walter	211/153 X
2,076,099	4/1937	Smith et al.	211/153

3,481,486	12/1969	Squires	211/153
3,675,815	7/1972	Rehrig	D6/510 X
3,870,157	3/1975	Hayward	211/153 X
3,986,616	10/1976	Gray	211/153

Primary Examiner—Donald P. Walsh
Assistant Examiner—Janice E. Seeger
Attorney, Agent, or Firm—Maksymonko & Slater

[57] **CLAIM**

The ornamental design for an adjustable shelf for use in a locker, as shown and described.

DESCRIPTION

FIG. 1 is a top plan view of an adjustable shelf for use in a locker, showing my new design; FIG. 2 is a front elevational view; FIG. 3 is a left side elevational view; FIG. 4 is a right side elevational view; FIG. 5 is a cross-sectional view, taken along line 5—5 in FIG. 1; FIG. 6 is a cross-sectional view, taken along line 6—6 in FIG. 1; and, FIG. 7 is a bottom plan view thereof.

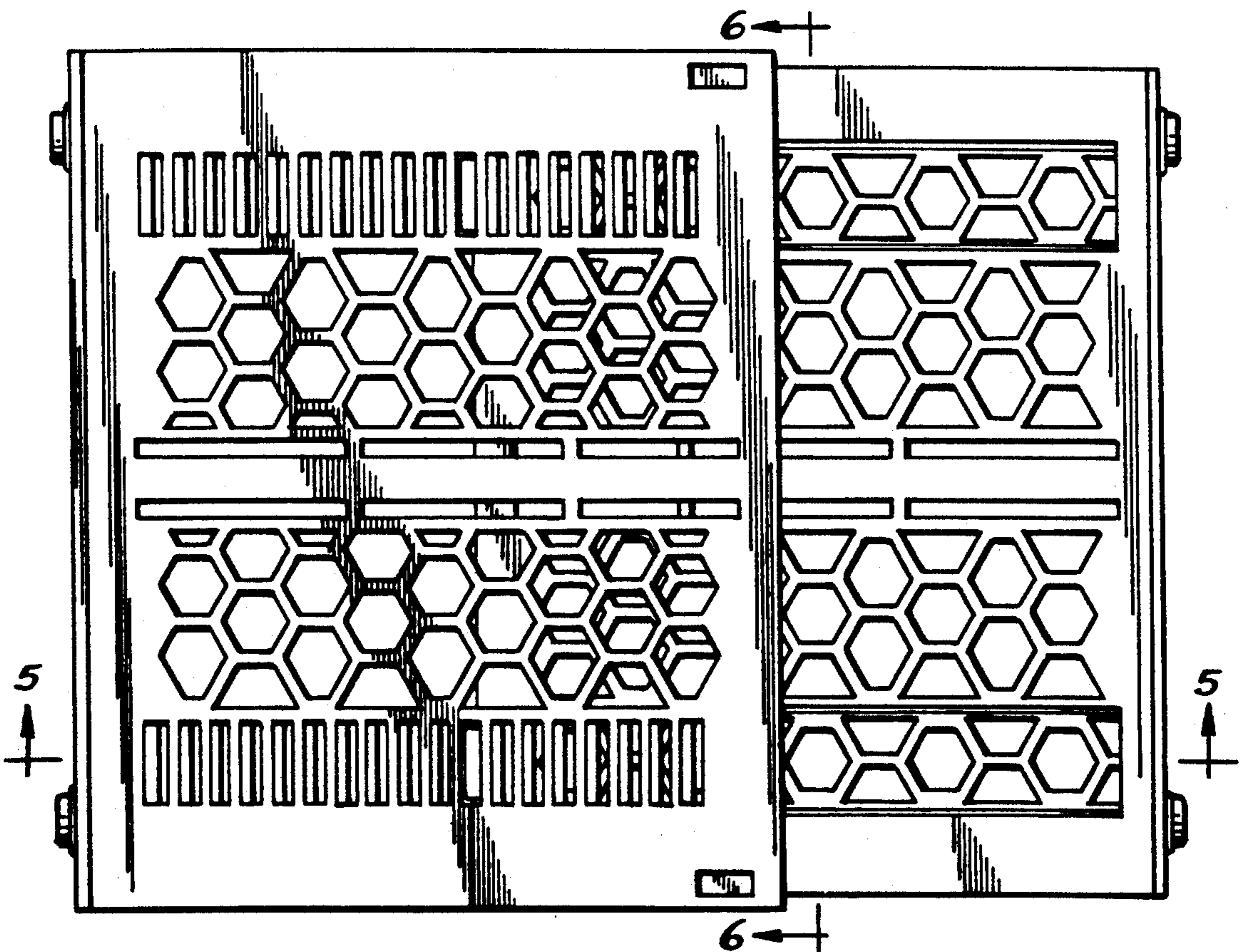


FIG. 1

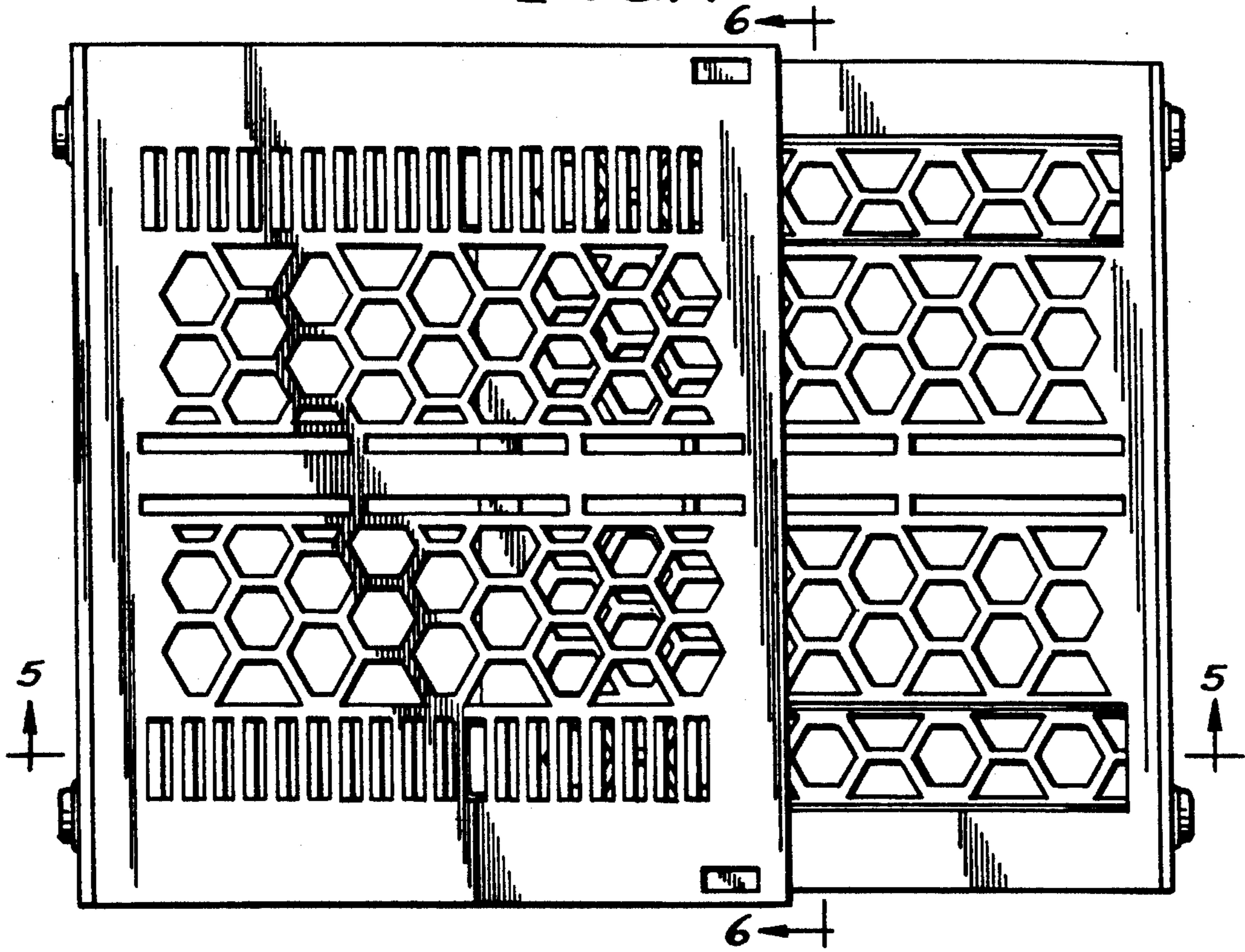


FIG. 2

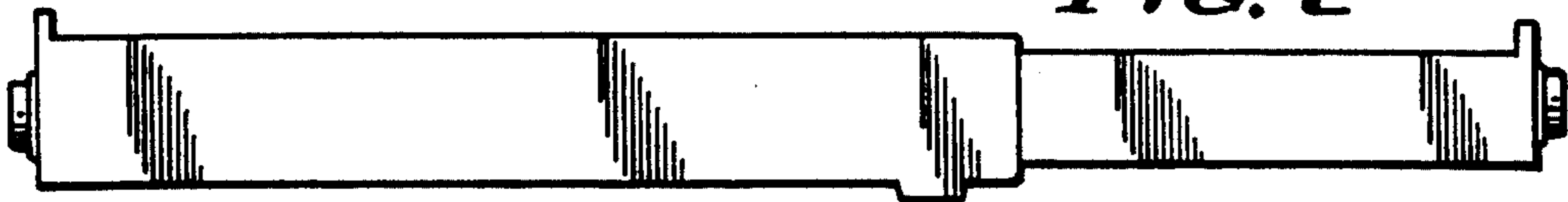


FIG. 3

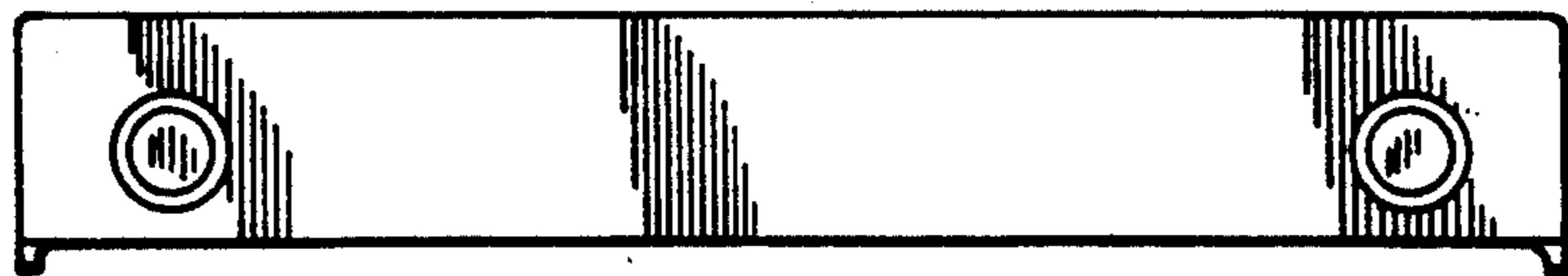


FIG. 4

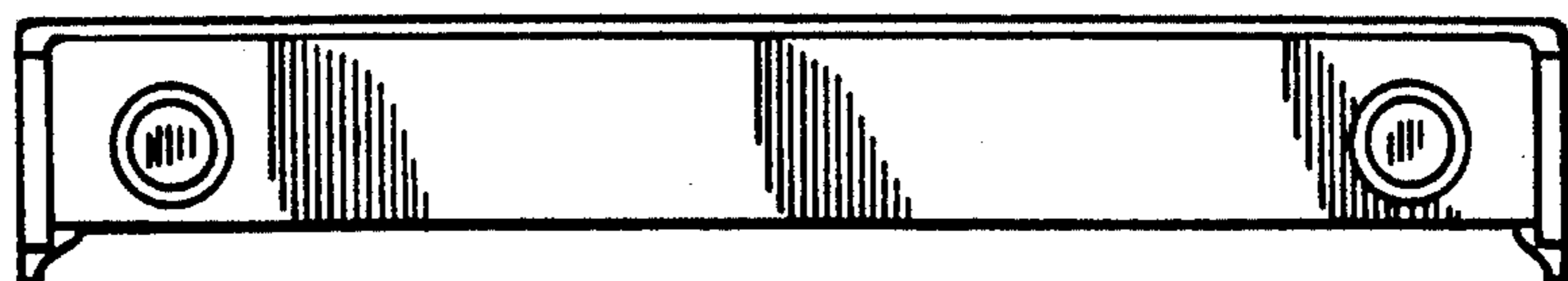


FIG. 5



FIG. 6




FIG. 7

