



US00D329156S

United States Patent [19]
Hess

[11] **Patent Number: Des. 329,156**
[45] **Date of Patent: ** Sep. 8, 1992**

[54] **CHAIR FRAME**

D. 317,536 6/1991 Hess D6/379 X

[75] **Inventor: Stephen C. Hess, Birmingham, Ala.**

OTHER PUBLICATIONS

[73] **Assignee: Winston Furniture Company, Inc., Birmingham, Ala.**

Brighton's Cat., "Winston Chair", bottom center.
Brown Jordan Circa Cat., Apr. 18, 1973, outside back cover, "Lounge Chair", bottom left of page.
Furniture South, Jun. 1942, p. 11, "Flo-Line Modern Chair", bottom right center of page.
Schoner Wohnen, outside front cover.

[**] **Term: 14 Years**

[21] **Appl. No.: 588,306**

[22] **Filed: Sep. 25, 1990**

[52] **U.S. Cl. D6/500; D6/334; D6/369; D6/370; D6/501; D6/502**

Primary Examiner—Donald P. Walsh
Assistant Examiner—Monica A. Hannon
Attorney, Agent, or Firm—Bell, Seltzer, Park & Gibson

[58] **Field of Search D6/356, 369, 370, 371, D6/372, 374, 375, 379, 380, 500, 501, 502, 503; 297/DIG. 1, DIG. 3, 157, 241, 250, 257, 297, 376, 432, 461, 462, 463, 464, 483**

[57] **CLAIM**

The ornamental design for a chair frame, as shown and described.

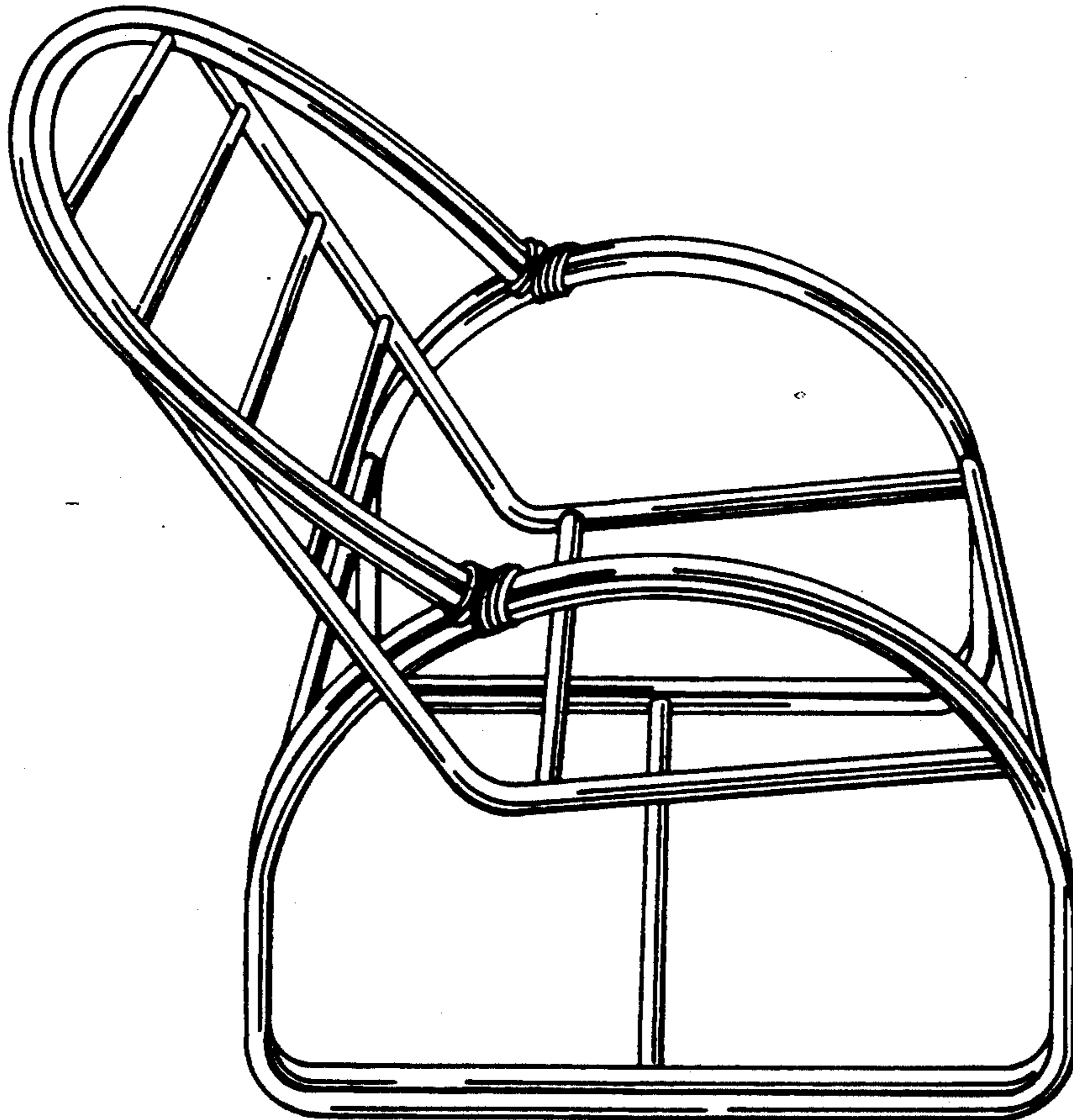
[56] **References Cited**

U.S. PATENT DOCUMENTS

DESCRIPTION

- D. 79,384 9/1929 Pickhaver D6/369 X
- D. 105,915 8/1937 Larson .
- D. 123,278 10/1940 Rink .
- D. 141,674 6/1945 Bannister .
- D. 142,094 8/1945 Kirkpatrick .
- D. 294,311 2/1988 Markus .
- D. 314,676 2/1991 Hess D6/370

FIG. 1 is a side perspective view of a chair frame showing my new design;
FIG. 2 is a right side elevational view, the left side being a mirror image thereof;
FIG. 3 is a front elevation view thereof;
FIG. 4 is a rear elevation view thereof; and,
FIG. 5 is a top plan view thereof.



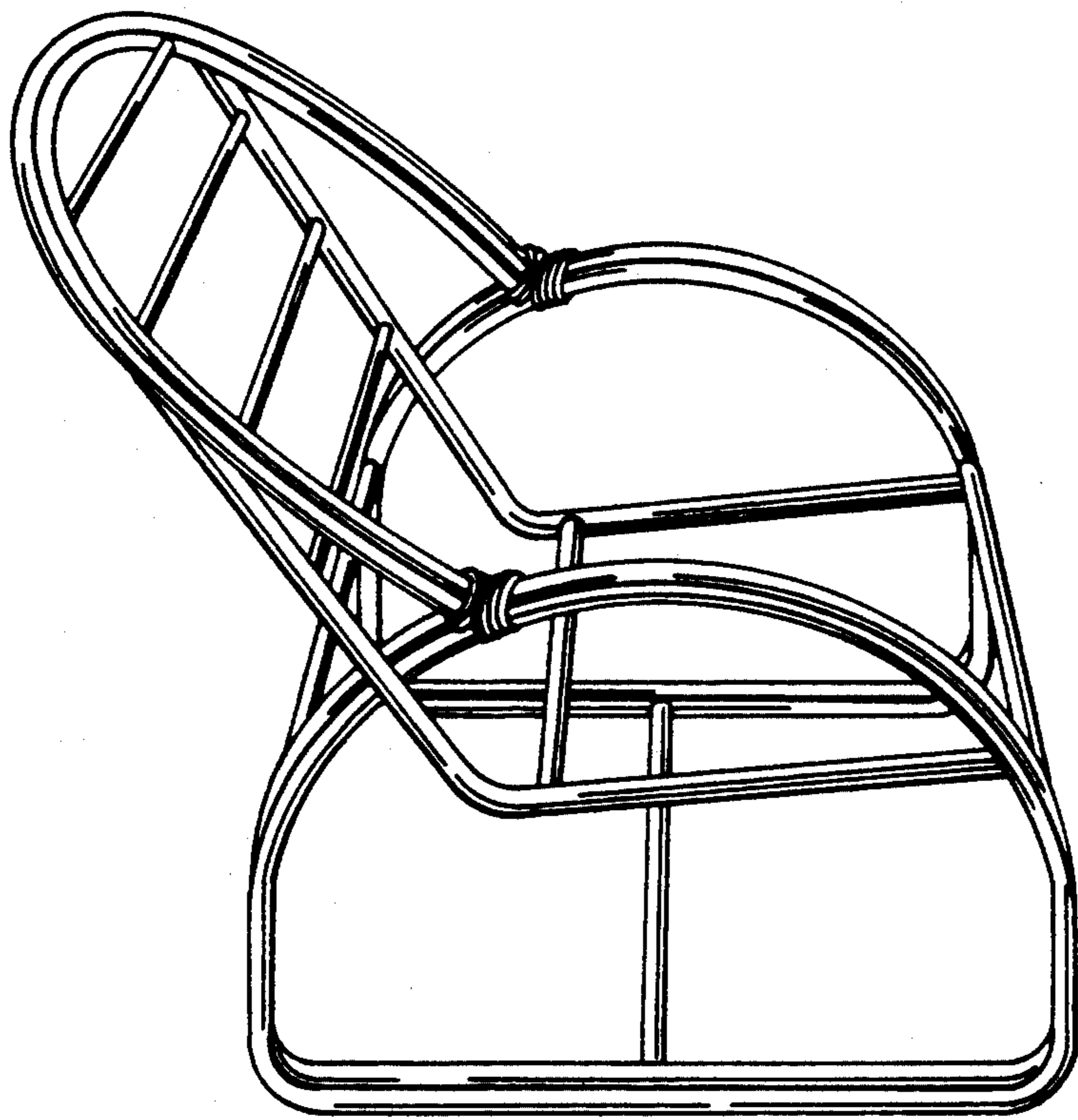


FIG. 1.

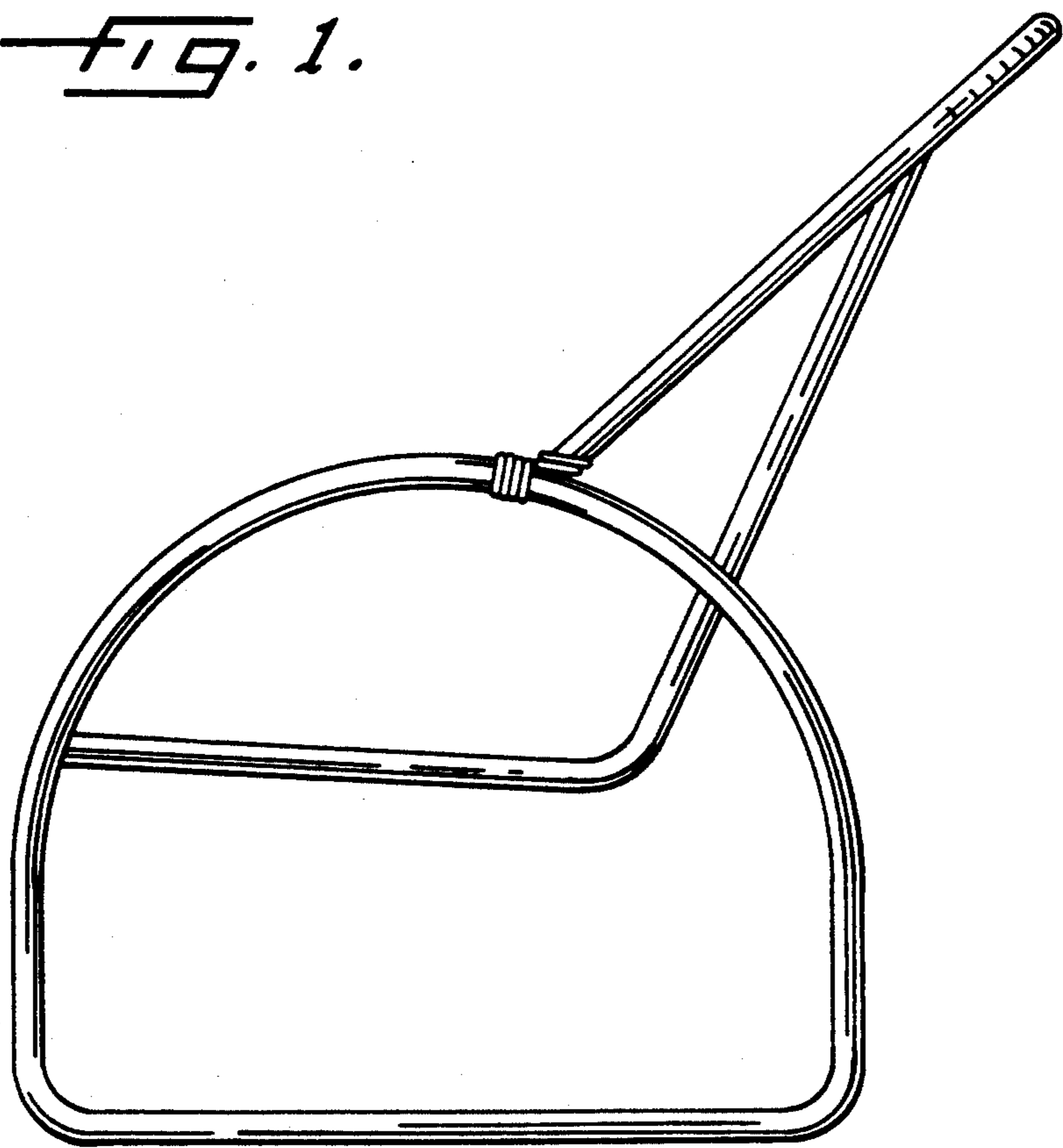




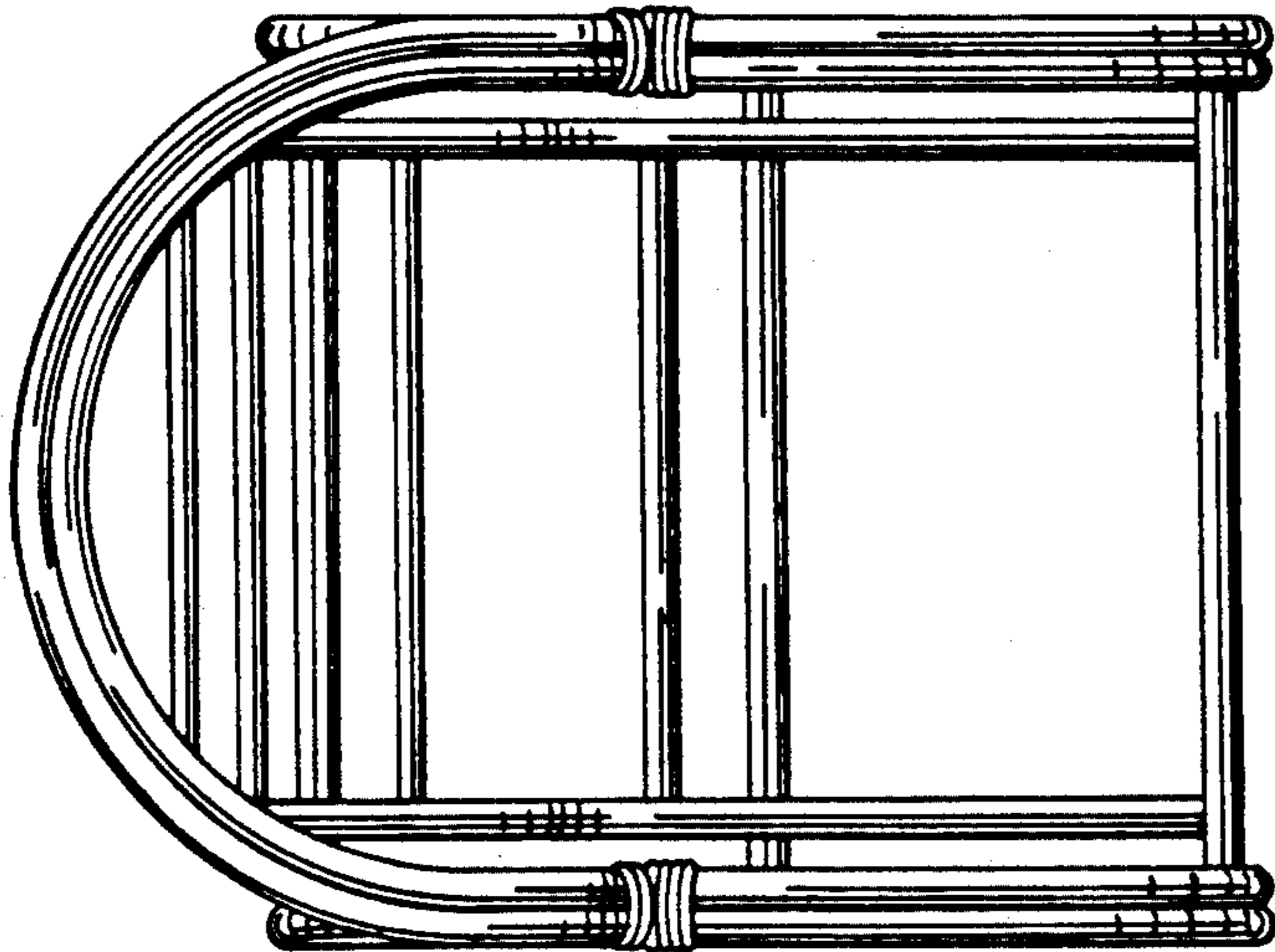
FIG. 2.



—FIG. 3.



—FIG. 4.



—FIG. 5.