



US00D329155S

# United States Patent [19]

Schremmer

[11] Patent Number: **Des. 329,155**

[45] Date of Patent: **\*\* Sep. 8, 1992**

[54] **SHELVING UNIT**

[75] Inventor: **Paul Schremmer, Hunters Hill, Australia**

[73] Assignee: **John Lysaght (Australia) Ltd., Sydney, Australia**

[\*\*] Term: **14 Years**

[21] Appl. No.: **530,250**

[22] Filed: **May 30, 1990**

[30] **Foreign Application Priority Data**

Feb. 23, 1990 [AU] Australia ..... 553/90

[52] U.S. Cl. .... **D6/479**

[58] Field of Search ..... **D6/477-479, D6/473, 474, 466, 468, 464, 465, 449, 397; 211/134, 148, 149, 153, 133, 186; 108/106-108, 111**

[56] **References Cited**

**U.S. PATENT DOCUMENTS**

D. 59,618 11/1921 Beach ..... D6/474

D. 145,651	10/1946	Bennett	.....	D6/477
D. 247,762	4/1978	Lenoir	.....	D6/479 X
D. 296,053	6/1988	Barber	.....	D6/477
D. 301,950	7/1989	Butch	.....	D6/466
D. 313,134	12/1990	Pollack	.....	D6/479
D. 314,296	2/1991	Mason	.....	D6/397 X
2,879,561	3/1959	Rieder	.....	211/186 X
2,926,022	2/1960	Nau et al.	.....	211/133 X
5,048,429	9/1991	Freiberg	.....	108/106


*Primary Examiner*—Donald P. Walsh  
*Assistant Examiner*—Jeffrey Asch  
*Attorney, Agent, or Firm*—Nikaido, Marmelstein, Murray & Oram

[57] **CLAIM**

The ornamental design for a shelving unit, as shown.

**DESCRIPTION**

FIG. 1 is a top front and left side perspective view of a shelving unit showing my new design; FIG. 2 is a top plan view; FIG. 3 is a rear elevational view; and, FIG. 4 is a right side elevational view thereof. FIGS. 2-4 have been shown on a reduced scale with respect to FIG. 1.






FIG. 1.

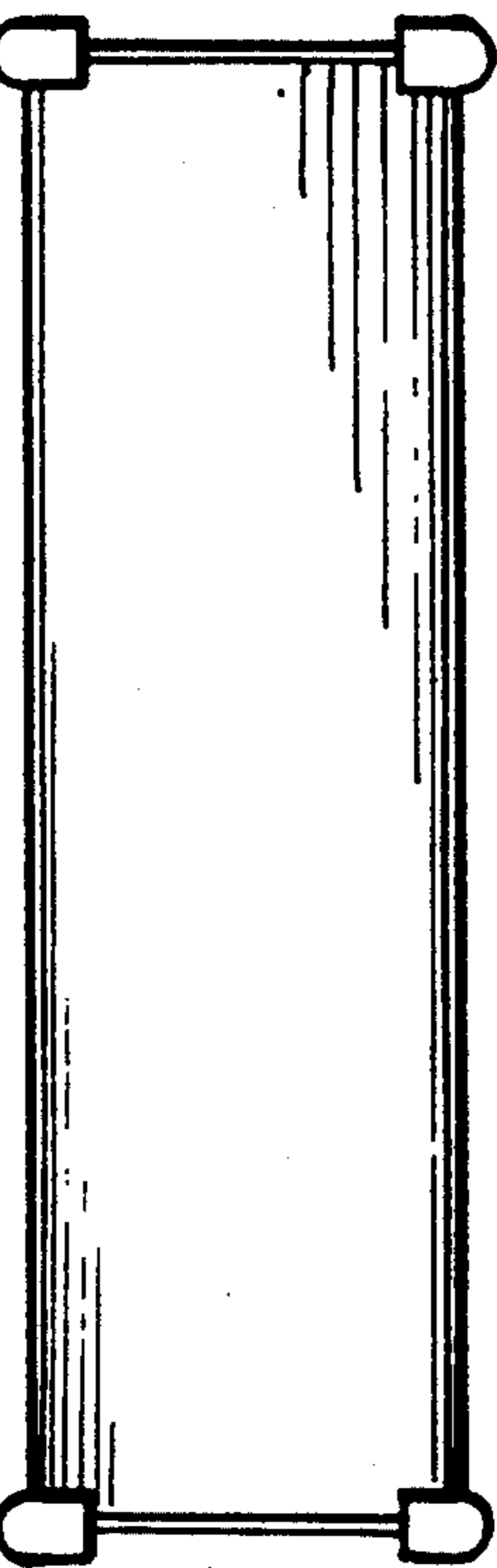


FIG. 2.




FIG. 3.




FIG. 4.