



US00D329151S

United States Patent [19]

[11] Patent Number: **Des. 329,151**

Baer

[45] Date of Patent: **** Sep. 8, 1992**

[54] **PORTABLE STORAGE UNIT**

[75] Inventor: **Jeffrey A. Baer, Rockford, Ill.**

[73] Assignee: **Smith Investment Company, Belvidere, Ill.**

[**] Term: **14 Years**

[21] Appl. No.: **434,127**

[22] Filed: **Nov. 13, 1989**

[52] U.S. Cl. **D6/433; D6/441; D6/455; D6/467; D6/476; D34/39**

[58] Field of Search **D6/449, 396, 432, 433, D6/441, 414, 434, 440, 455-461, 475, 476, 466, 467, 407; D34/39; D19/77, 85, 75; 211/13, 131, 163, 194; 206/214, 371; 312/135, 125, 305, 304, 267**

[56] **References Cited**

U.S. PATENT DOCUMENTS

D. 62,957	8/1923	Lillie	D6/441
D. 129,400	9/1941	Norris	D6/441
D. 194,466	1/1963	Johnson	D6/414
D. 234,067	1/1975	Leo	D6/434
D. 260,207	8/1981	Whyte	D6/469
D. 264,224	5/1982	Henkels	D19/77 X
D. 284,242	6/1986	Sackett et al.	D6/430
D. 311,027	10/1990	Yuen	D19/75 X
D. 322,366	12/1991	Kohler	D6/407

2,638,400 5/1953 Spotts 211/131 X
4,697,856 10/1987 Abraham 312/135 X

Primary Examiner—Donald P. Walsh
Assistant Examiner—Jeffrey Asch
Attorney, Agent, or Firm—Vernon J. Pillote

[57] **CLAIM**

The ornamental design for a portable storage unit, as shown and described.

DESCRIPTION

FIG. 1 is a perspective view of a portable storage unit showing my new design;
FIG. 2 is a top plan view thereof;
FIG. 3 is a front elevational view thereof;
FIG. 4 is a left side elevational view thereof;
FIG. 5 is a right side elevational view thereof;
FIG. 6 is a rear elevational view thereof;
FIG. 7 is a bottom plan view thereof;
FIG. 8 is a perspective view of a second embodiment of the storage unit shown in FIG. 1;
FIG. 9 is a top plan view thereof;
FIG. 10 is a front elevational view thereof; and,
FIG. 11 is a left side elevational view thereof.
The rear and right side being the same in appearance as the embodiment of FIGS. 1-7. FIGS. 2-7 and 9-11 have been shown on an enlarged scale with respect to FIGS. 1 and 8.




Fig. 1.




Fig. 2.

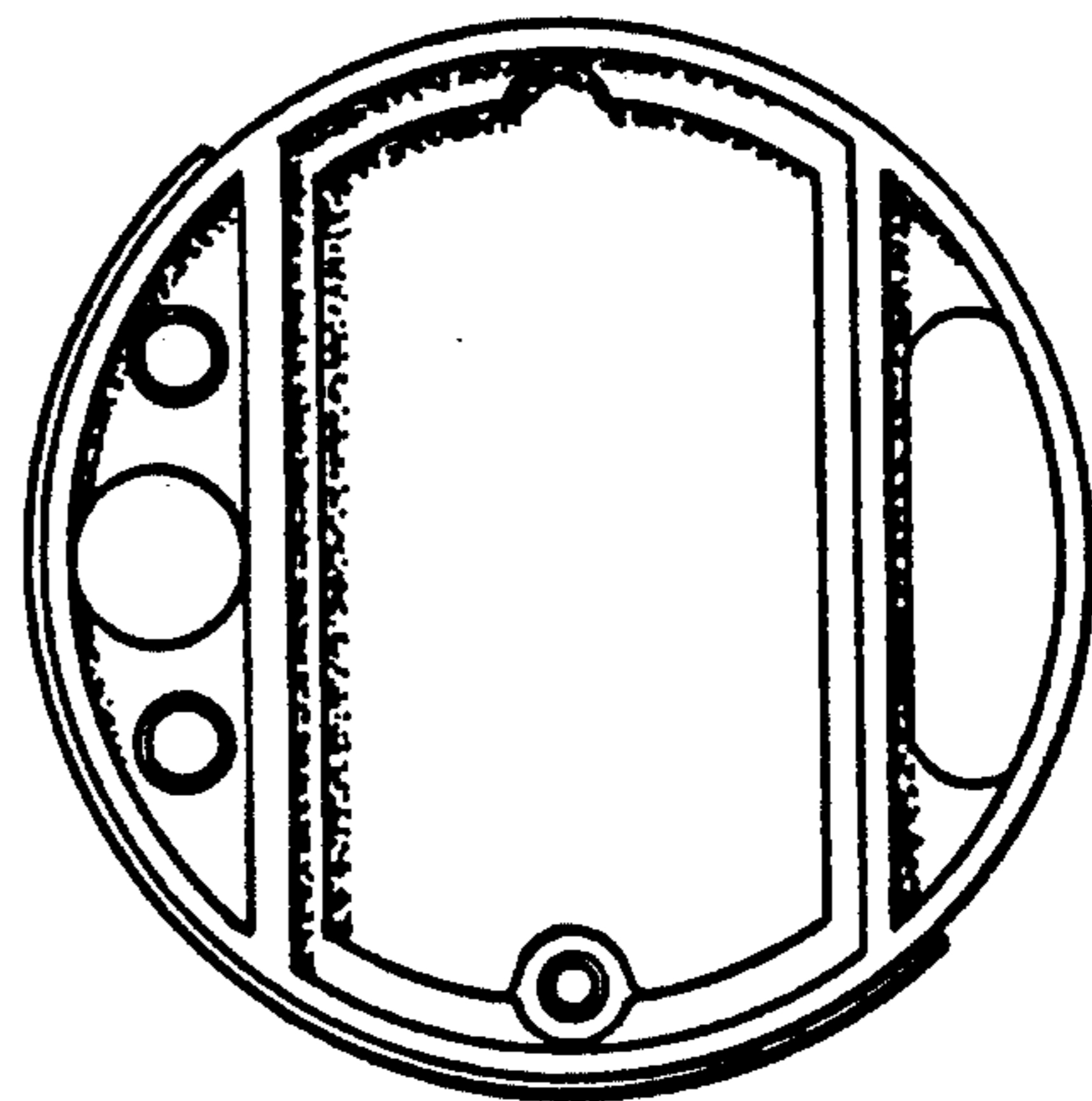


Fig. 3.




Fig. 4.




Fig. 6.

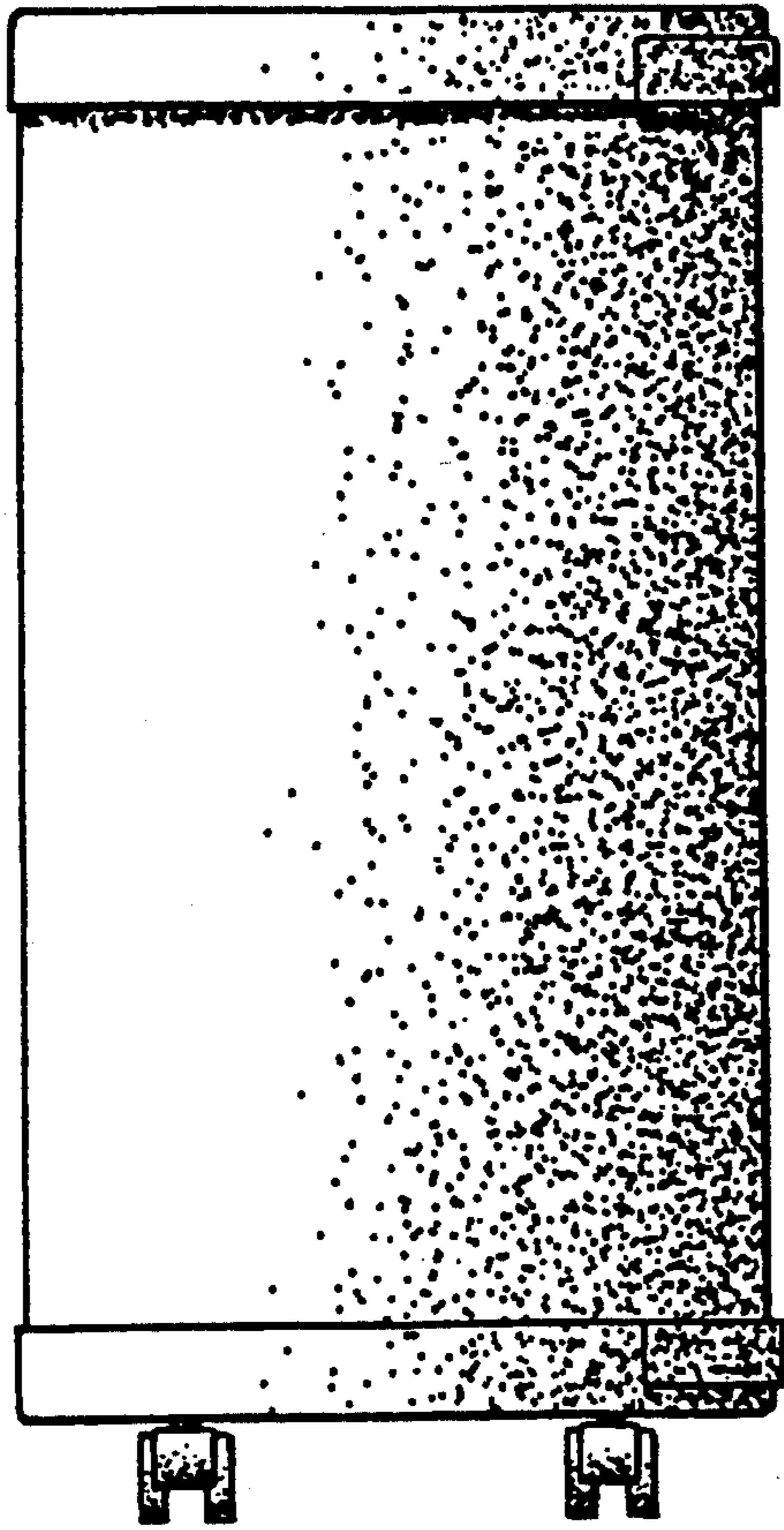


Fig. 5.




Fig. 7.

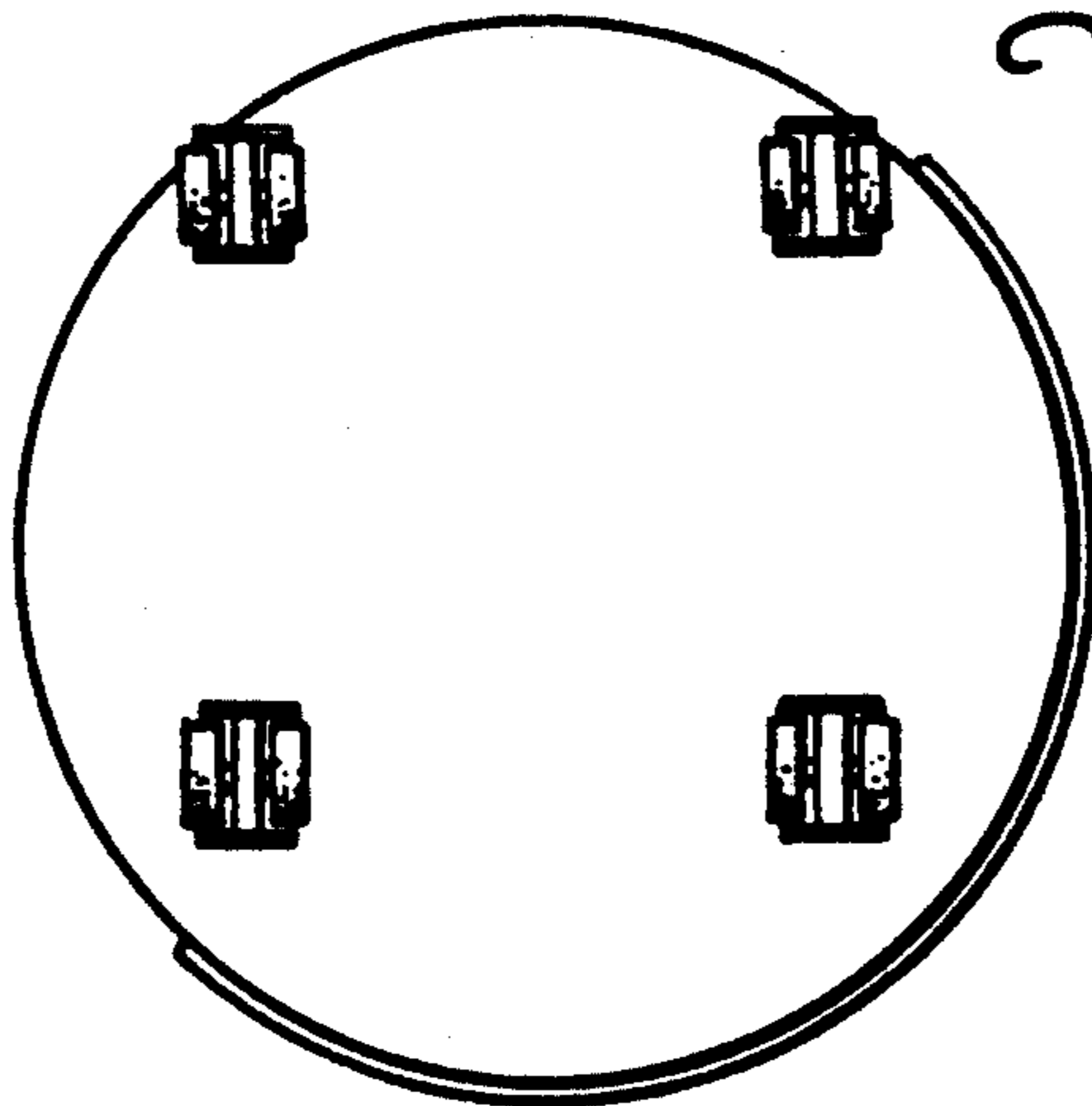


Fig. 8.

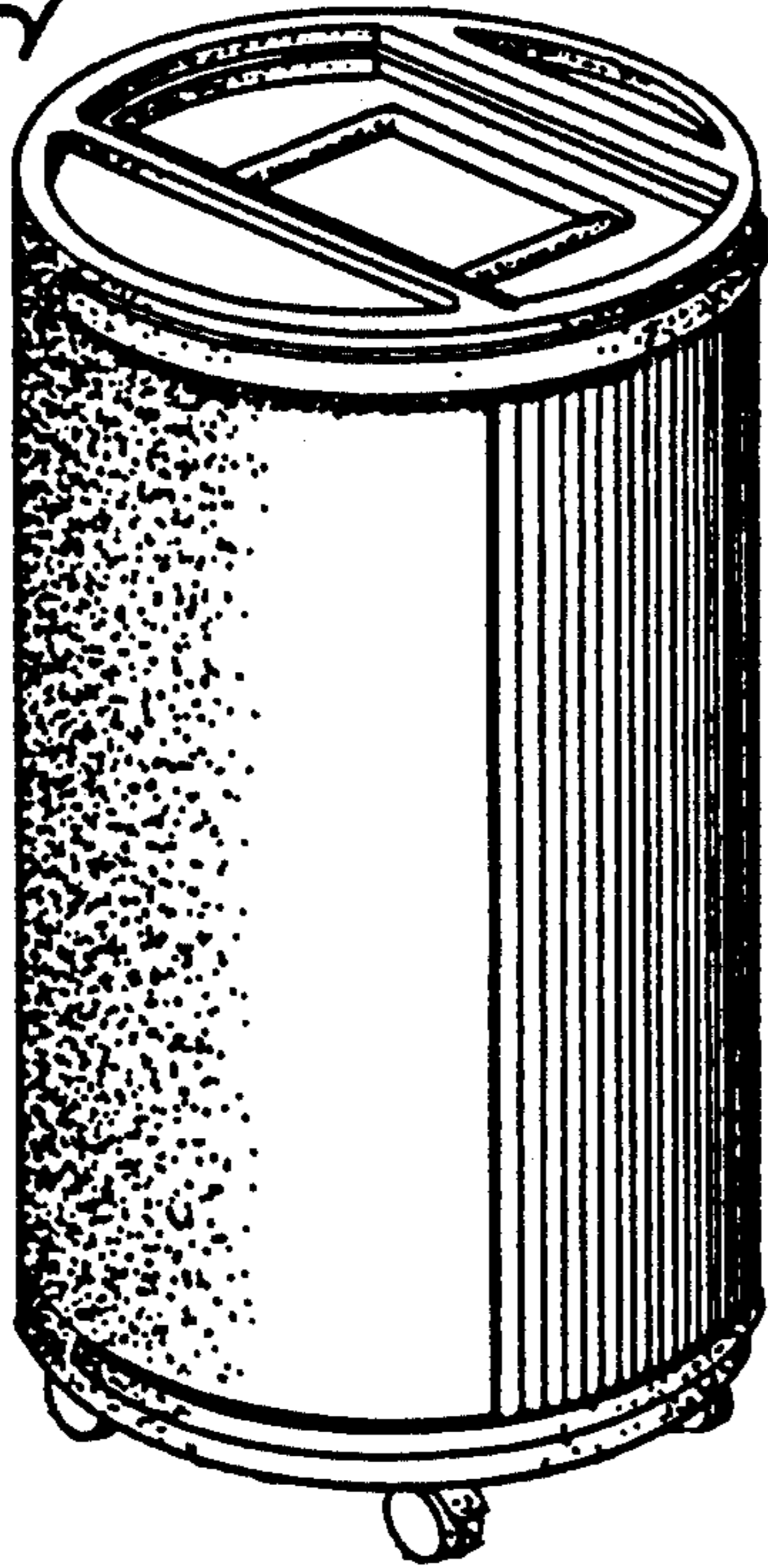


Fig. 9.




Fig. 10.




Fig. 11.

