



US00D329143S

United States Patent [19]

[11] Patent Number: **Des. 329,143**

Booth et al.

[45] Date of Patent: **** Sep. 8, 1992**

[54] TOOTHBRUSH HEAD AND HANDLE UNIT

[56] References Cited

[75] Inventors: **Anthony Booth, Chester; Anthony Piano, Sparta; Byron Woodrum, Flemington; Michael J. Allsop, West Windsor, all of N.J.; Robert L. Berger, New Hope, Pa.; Richard M. Hyman, Sr., Iowa City, Iowa**

U.S. PATENT DOCUMENTS

D. 238,834	2/1976	Hjelle	D4/104
D. 265,353	7/1982	Hyman	D4/104
4,461,053	7/1984	Nitzsche et al.	15/176.1 X
4,670,931	6/1987	Abbassi	15/167.1

[73] Assignee: **Warner-Lambert Company, Morris Plains, N.J.**

Primary Examiner—Wallace R. Burke
Assistant Examiner—Lavone D. Tabor
Attorney, Agent, or Firm—Richard S. Bullitt

[**] Term: **14 Years**

[57] CLAIM

The ornamental design for a toothbrush head and handle unit, as shown and described.

[21] Appl. No.: **514,498**

DESCRIPTION

[22] Filed: **Apr. 24, 1990**

[52] U.S. Cl. **D4/104; D4/138**

[58] Field of Search **D4/101, 104-114, D4/130, 132, 134, 136, 138, 199; D28/64; 15/143 R, 159 R, 159 A, 160, 167.1-167.3, 176.1; 132/308-311; D3/303, DIG. 7-DIG. 8**

FIG. 1 is a top plan view of a toothbrush head and handle unit showing our new design;
FIG. 2 is a side elevational view thereof, the opposite side being a mirror image;
FIG. 3 is a top perspective view thereof;
FIG. 4 is a bottom plan view thereof;
FIG. 5 is an enlarged front end elevational view thereof; and,
FIG. 6 is a rear end elevational view thereof.

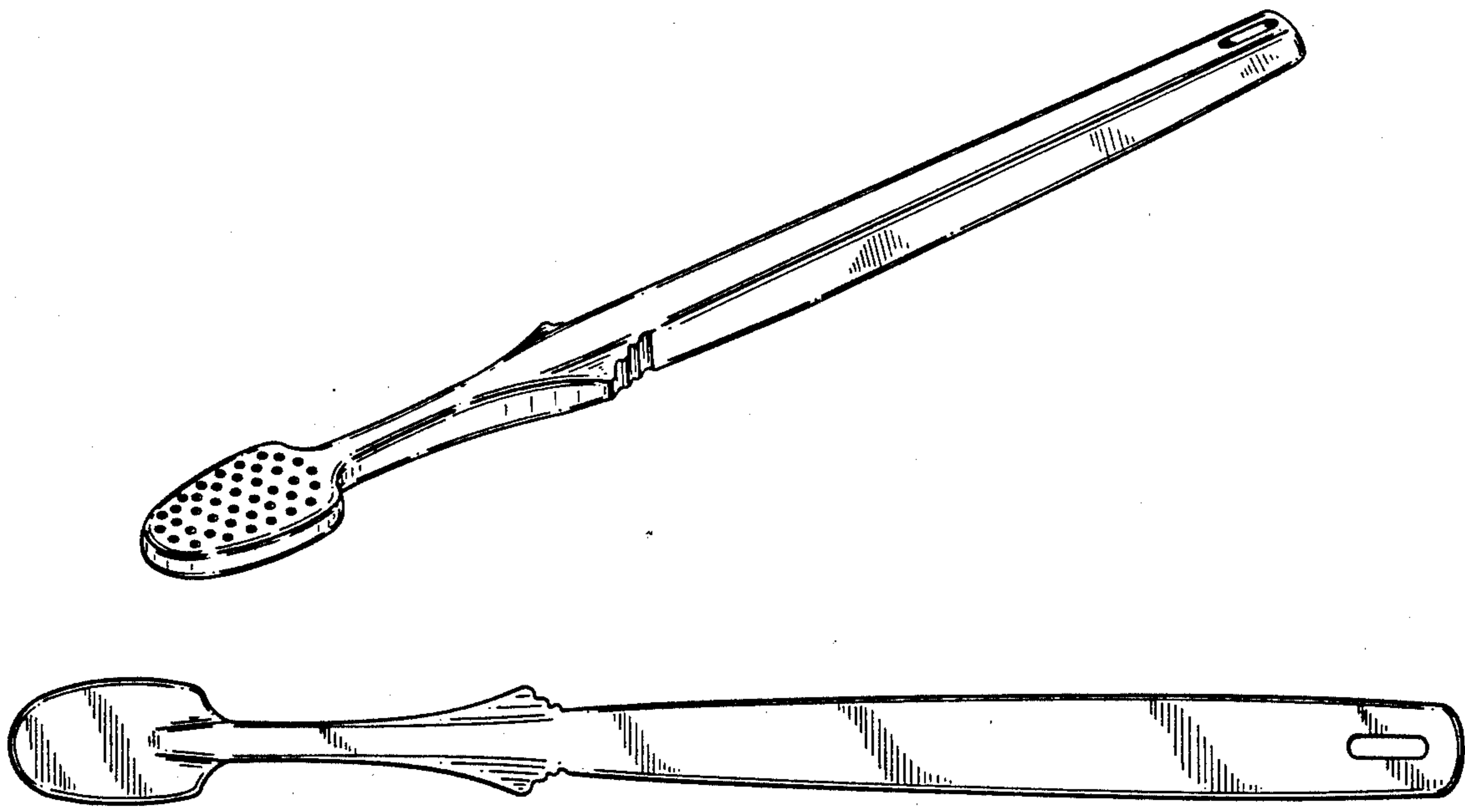


FIG-1

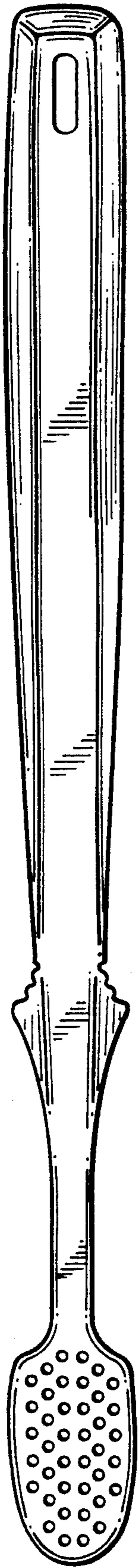



FIG-2



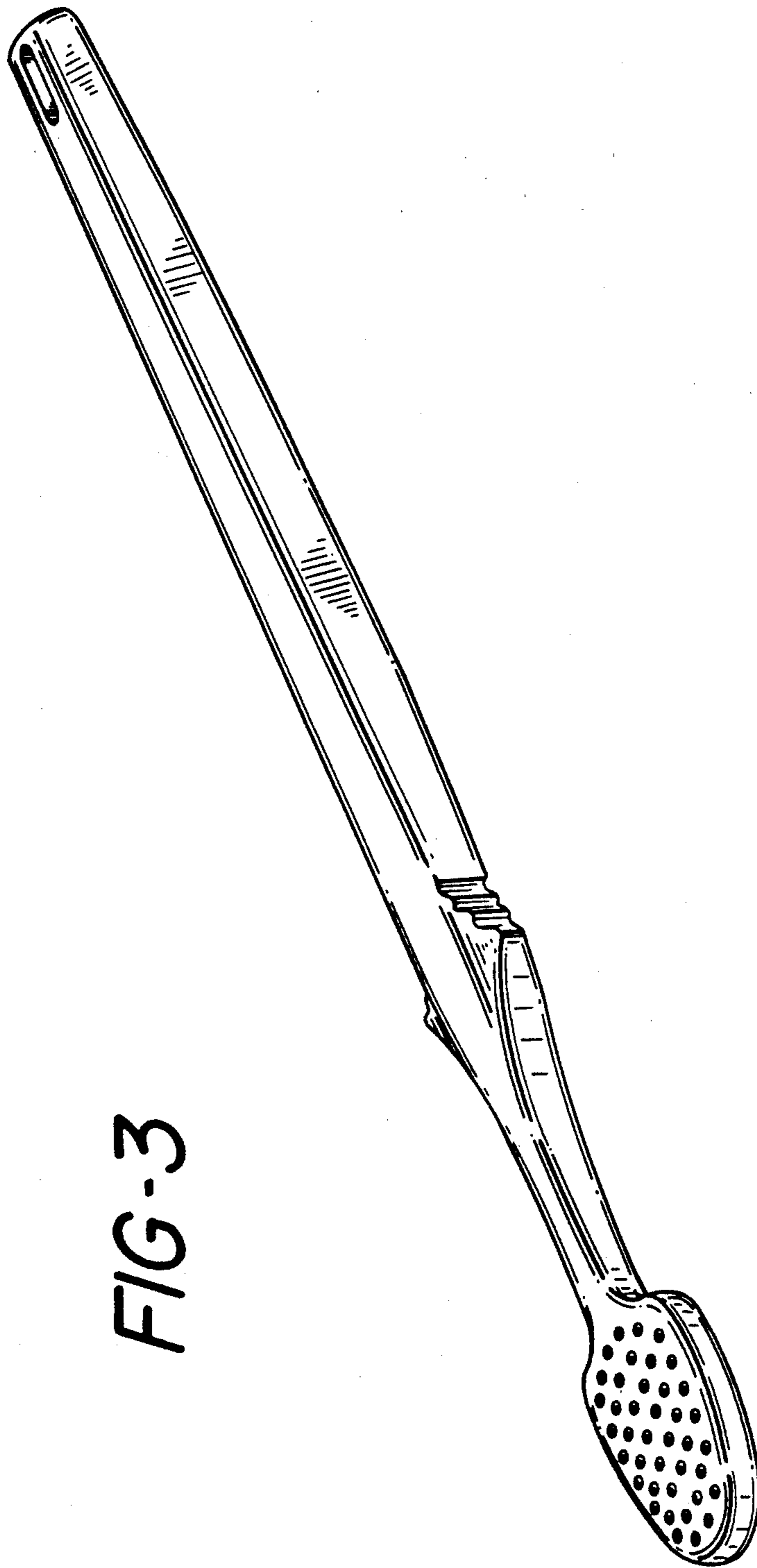


FIG-3

FIG-4

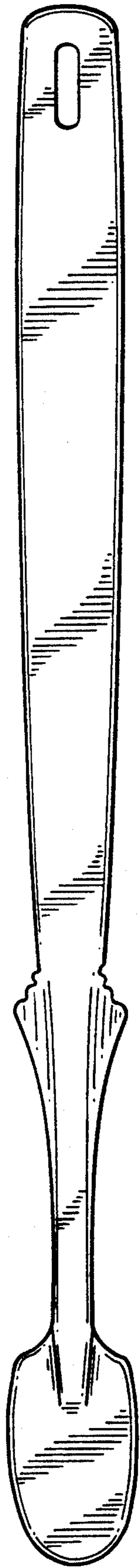


FIG-5

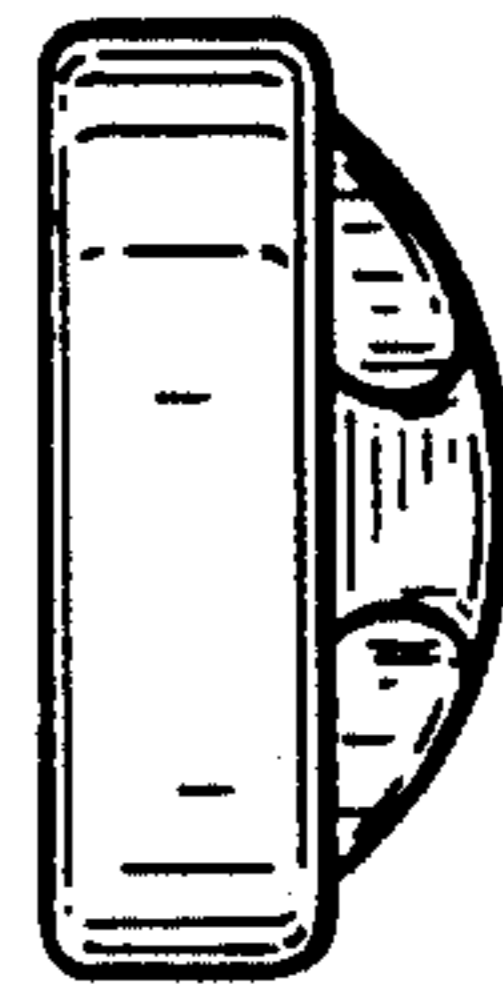


FIG-6

