



US00D329139S

United States Patent [19]

[11] Patent Number: **Des. 329,139**

Oltrogge

[45] Date of Patent: **** Sep. 8, 1992**

[54] **PULLMAN SUITCASE**

[75] Inventor: **Terry Oltrogge, Denver, Colo.**

[73] Assignee: **Samsonite Corporation, Denver, Colo.**

[**] Term: **14 Years**

[21] Appl. No.: **454,870**

[22] Filed: **Dec. 21, 1989**

[52] U.S. Cl. **D3/77; D3/76; D3/71**

[58] Field of Search **D3/36, 74, 73, 33, 71, D3/48, 77, 53, 74, 42, 48, 70; 190/119, 127, 111, 112, 103, 106, 115, 120; 383/4; 190/108, 109, 107, 18 A, 124, 127, 110; 206/315.11; 150/107; 43/54.1; 224/205; D27/172**

[56] **References Cited**

U.S. PATENT DOCUMENTS

- D. 258,326 2/1981 Davis D3/76 X
- D. 277,431 2/1985 Bomes et al. D3/77 X

- D. 277,618 2/1985 Bomes et al. D3/77 X
- D. 281,650 12/1985 Bomes et al. D3/77 X
- D. 285,879 9/1986 Fuchs D3/77 X
- D. 311,599 10/1990 Braden D27/172
- 2,472,491 6/1948 Quinton D3/77 X
- 4,004,664 1/1977 Pelavin et al. 190/127


Primary Examiner—Donald P. Walsh
Assistant Examiner—M. N. Pandozzi
Attorney, Agent, or Firm—Gregory W. O'Connor

[57] CLAIM

The ornamental design for a pullman suitcase, as shown.

DESCRIPTION

FIG. 1 is a top front right perspective view of a pullman suitcase showing my new design;
FIG. 2 is a front elevational view thereof;
FIG. 3 is a rear elevational view thereof;
FIG. 4 is a right side elevational view, the left side being a mirror image thereof with the hook and strap removed;
FIG. 5 is a top plan view thereof; and,
FIG. 6 is a bottom plan view thereof.



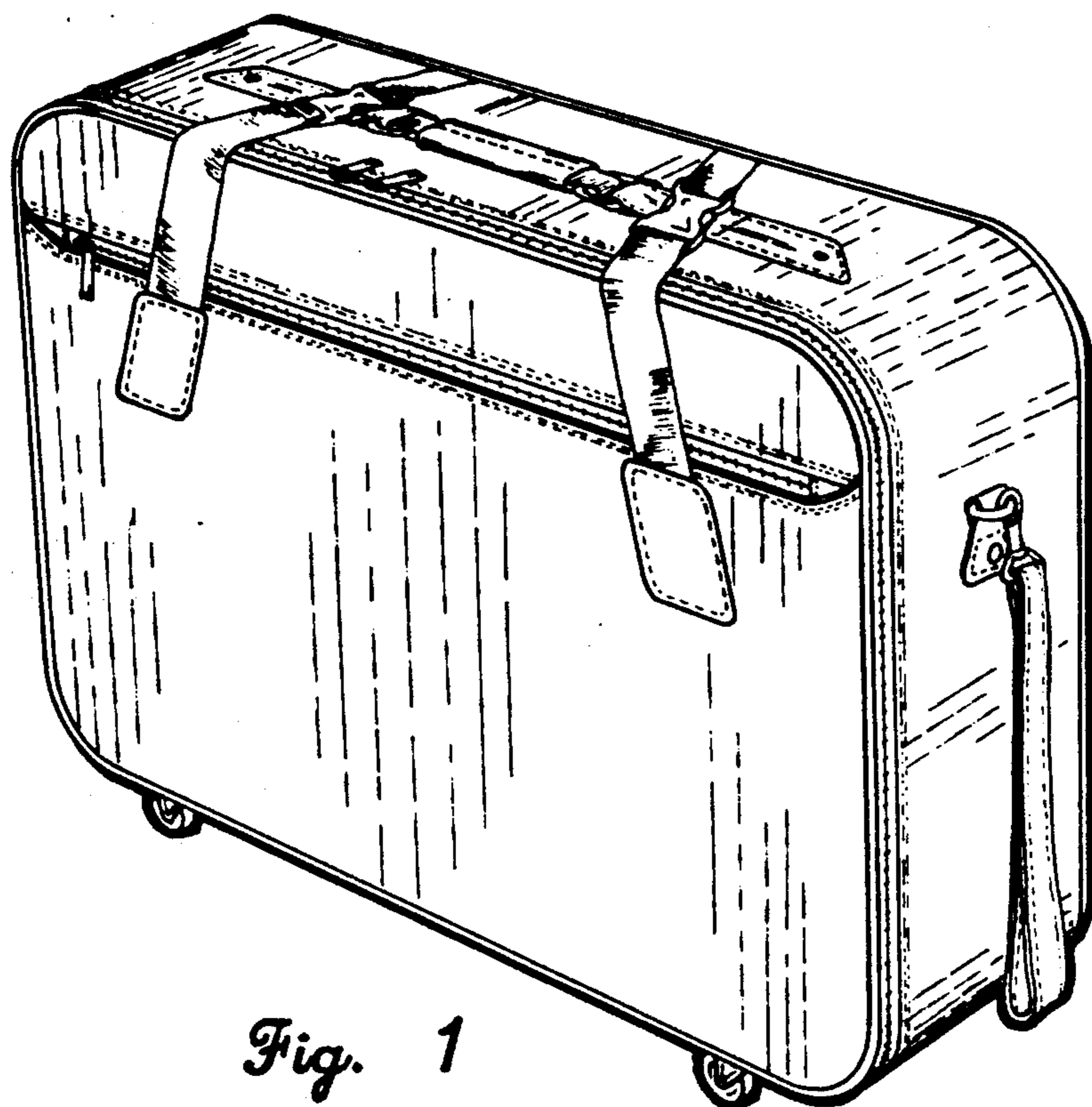


Fig. 1

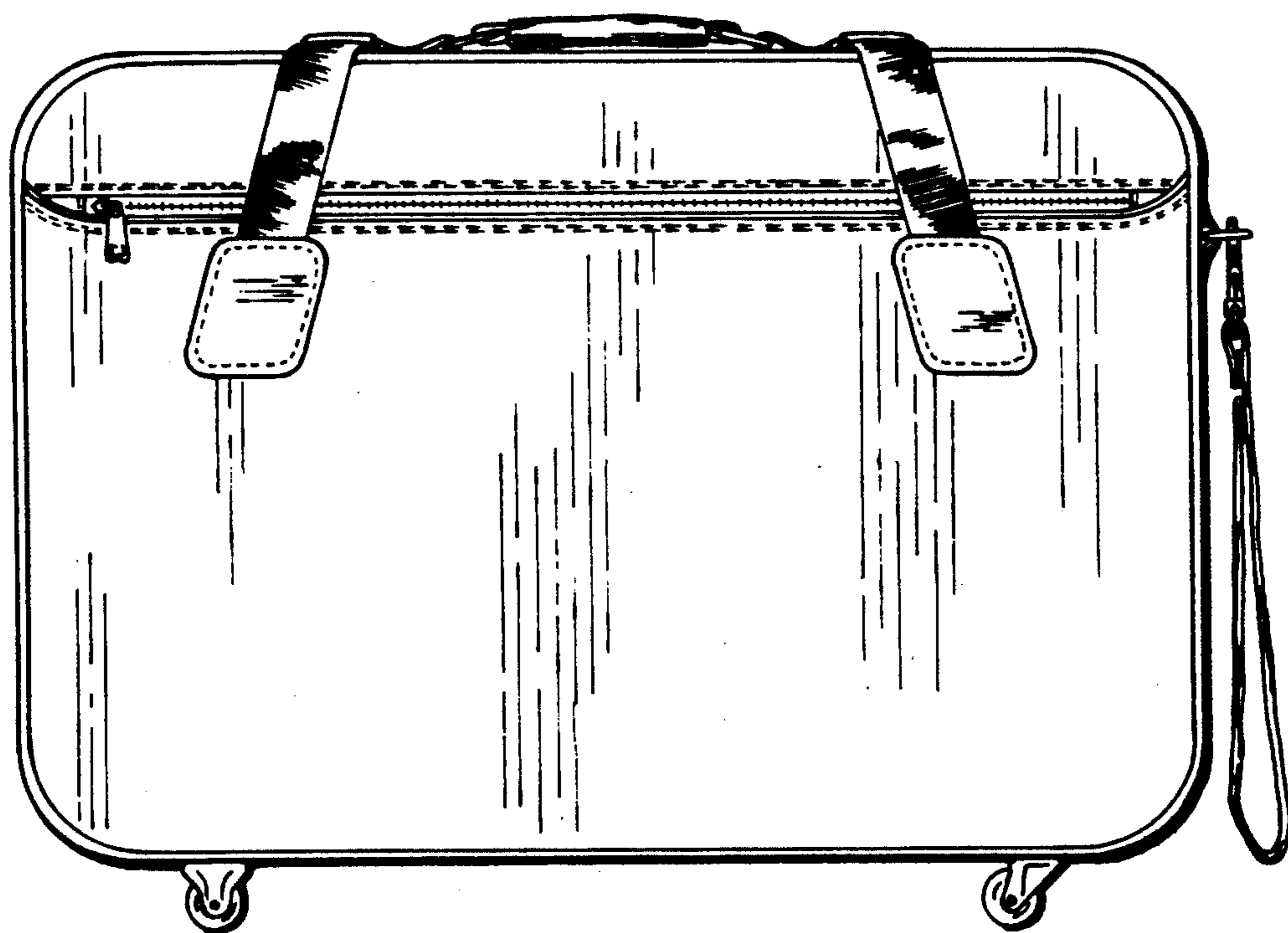


Fig. 2

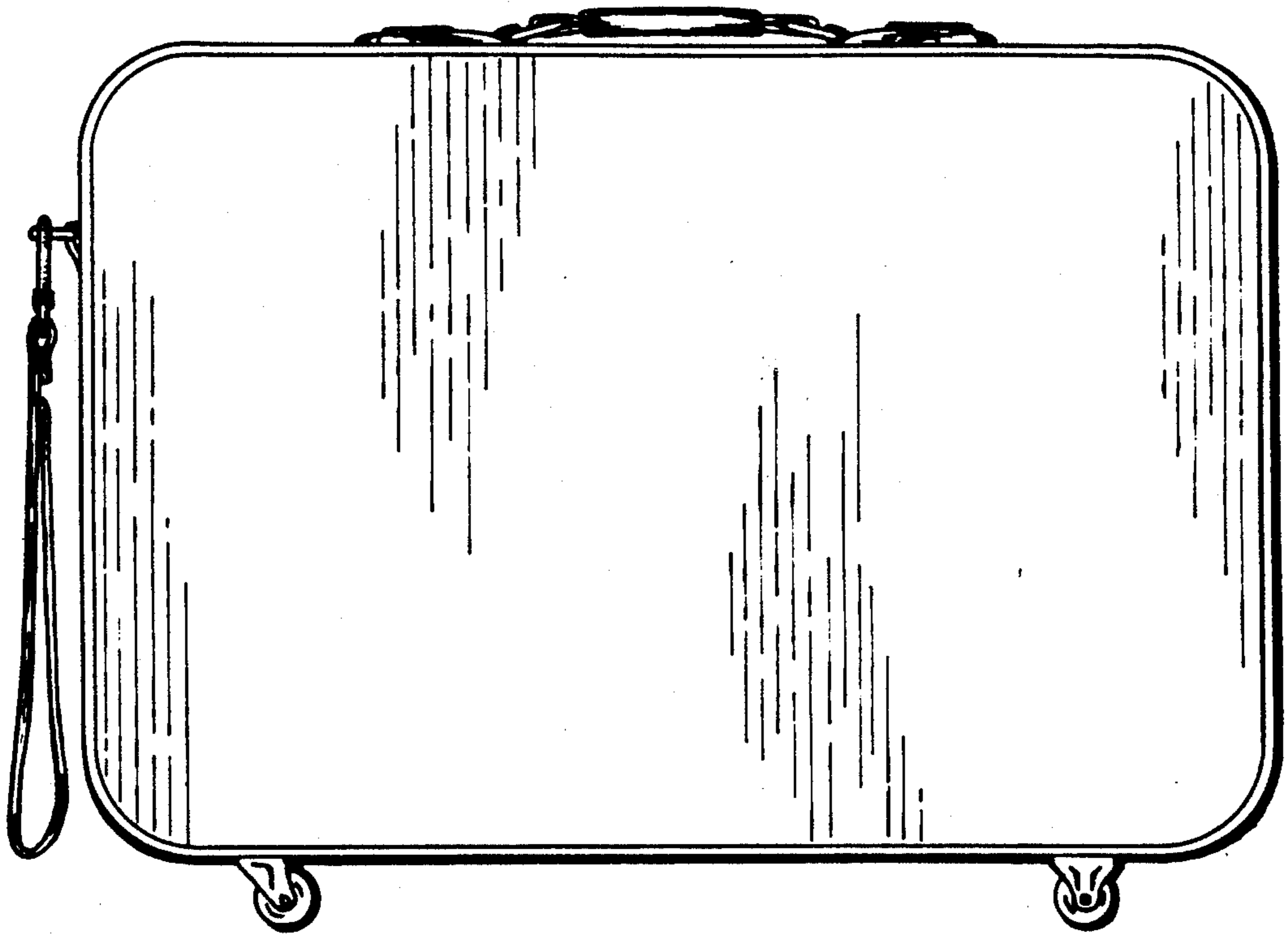


Fig. 3

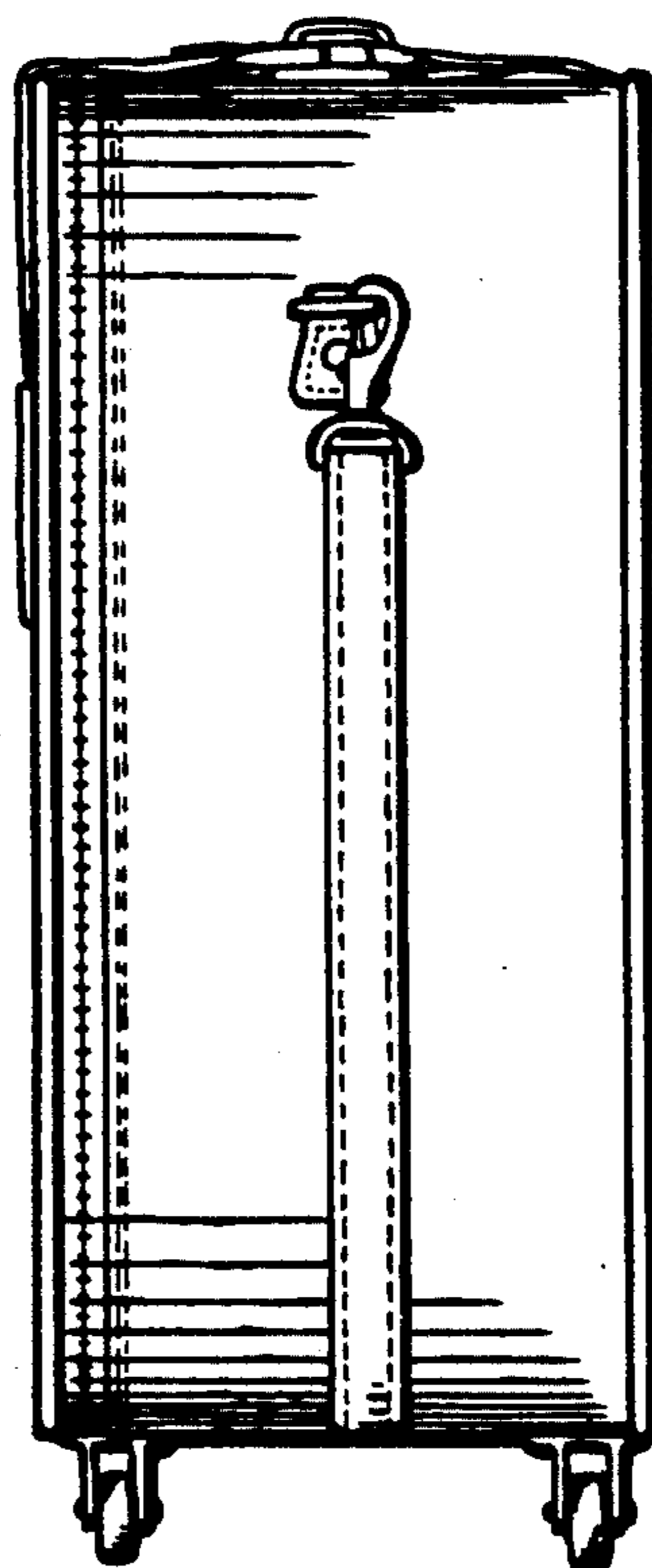


Fig. 4

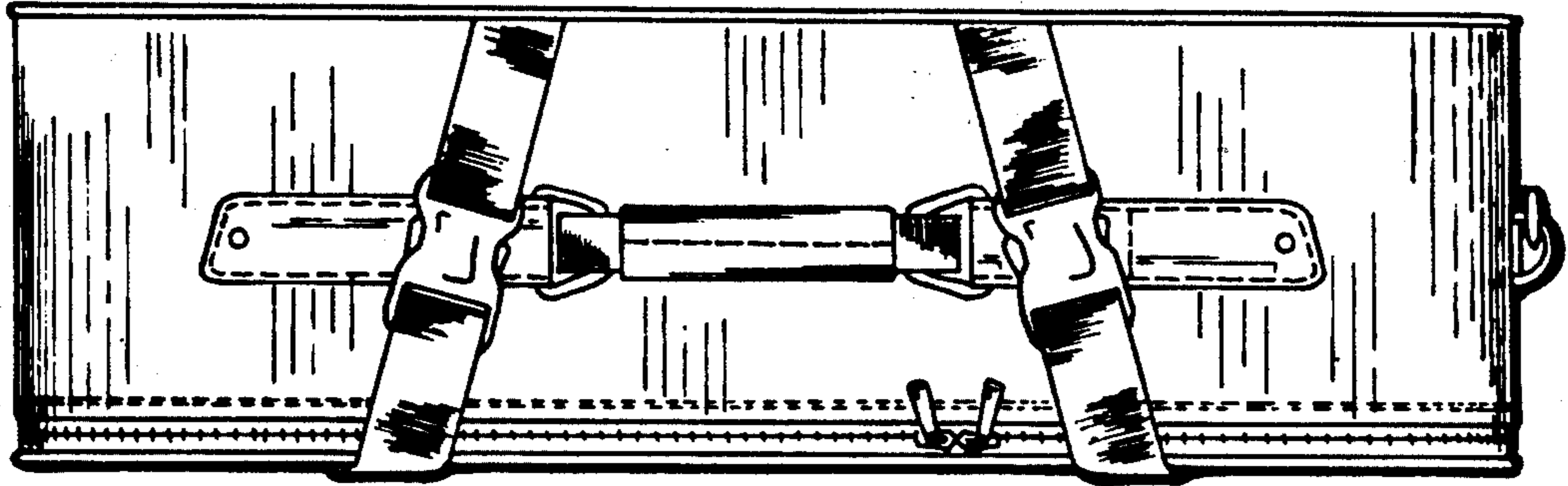


Fig. 5




Fig. 6