



US00D329134S

# United States Patent [19]

Tokuda et al.

[11] Patent Number: **Des. 329,134**

[45] Date of Patent: **\*\* Sep. 8, 1992**

[54] **ATTACHE CASE**

[75] Inventors: **Mitsushige Tokuda; Jiro Mokko; Hiroshi Kinoshita**, all of Tokyo, Japan

[73] Assignee: **Sky Aluminium Co., Ltd.**, Tokyo, Japan

[\*\*] Term: **14 Years**

[21] Appl. No.: **549,500**

[22] Filed: **Jul. 6, 1990**

[30] **Foreign Application Priority Data**

Aug. 1, 1988 [JP] Japan ..... 63-30798

[52] U.S. Cl. .... **D3/76; D3/72**

[58] Field of Search ..... **D3/76, 77, 75, 73, 74, D3/72, 38, 34, 30.1, 78; 190/100, 18 A, 115, 106, 112, 119, 104, 109; 224/901, 264, 253; 312/269, 33; 206/562, 349, 372, 315.11; 43/54.1; 383/6; 220/23.83, 507, 506, 324**

[56] **References Cited**

**U.S. PATENT DOCUMENTS**

D. 308,298	6/1990	King et al. ....	D3/76
D. 308,760	6/1990	King .....	D3/76
D. 311,819	11/1990	Takeuchi .....	D3/76
D. 319,731	9/1991	Reynolds, Jr. et al. ....	D3/76
2,510,643	6/1950	Long .....	190/115 X
2,878,907	3/1959	Kivett .....	D3/76 X
3,513,951	5/1970	Leong et al. ....	190/115

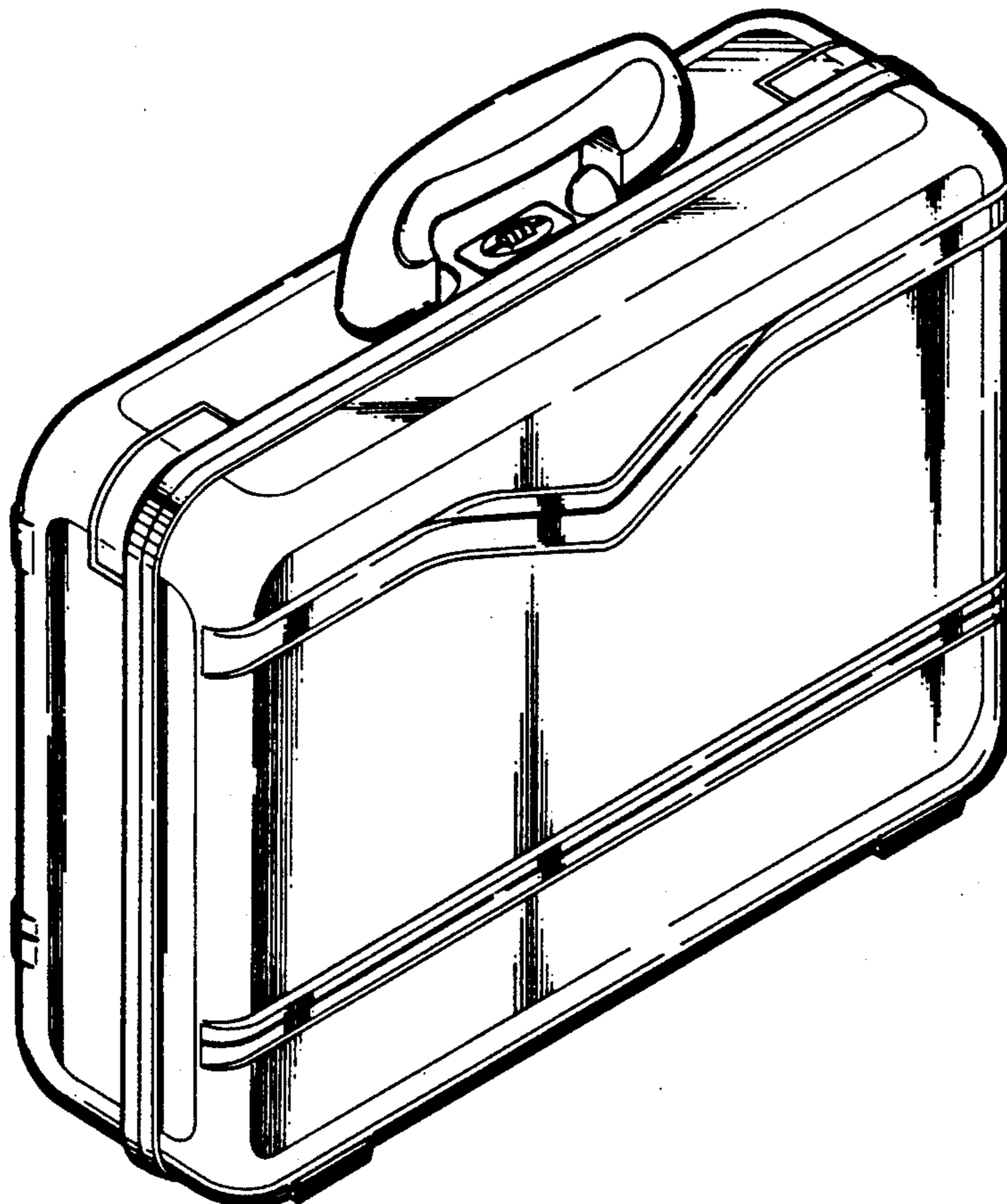
*Primary Examiner*—A. Hugo Word  
*Assistant Examiner*—M. N. Pandozzi  
*Attorney, Agent, or Firm*—Darby & Darby

[57] **CLAIM**

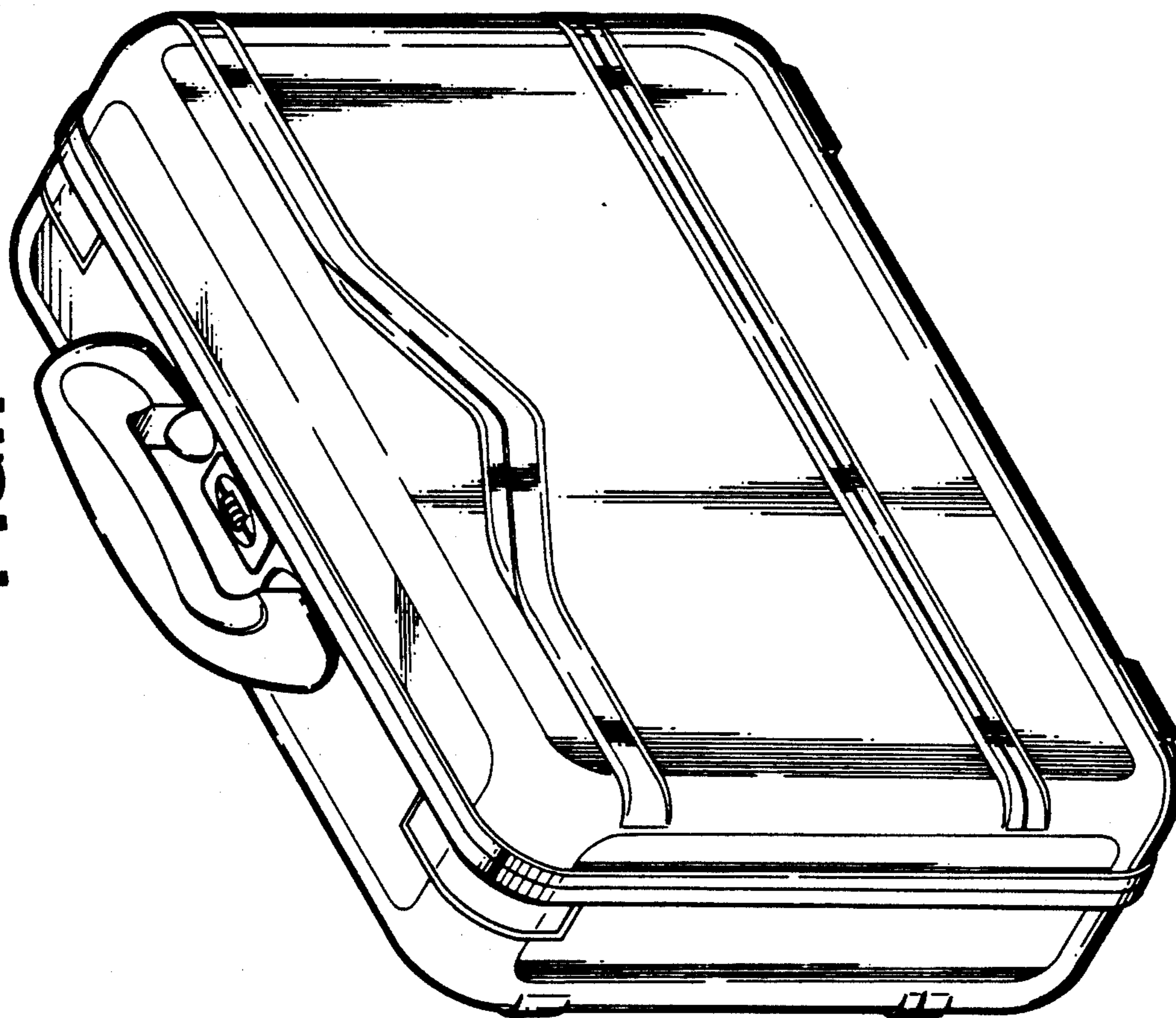
The ornamental design for an attache case, as shown and described.

**DESCRIPTION**


FIG. 1 is a perspective view of an attache case showing our new design;  
FIG. 2 is a front elevational view the rear elevational view being a mirror image thereof;  
FIG. 3 is a right side elevational view, the left side elevational view being a mirror image thereof;  
FIG. 4 is a top plan view thereof; and,  
FIG. 5 is a bottom plan view thereof.



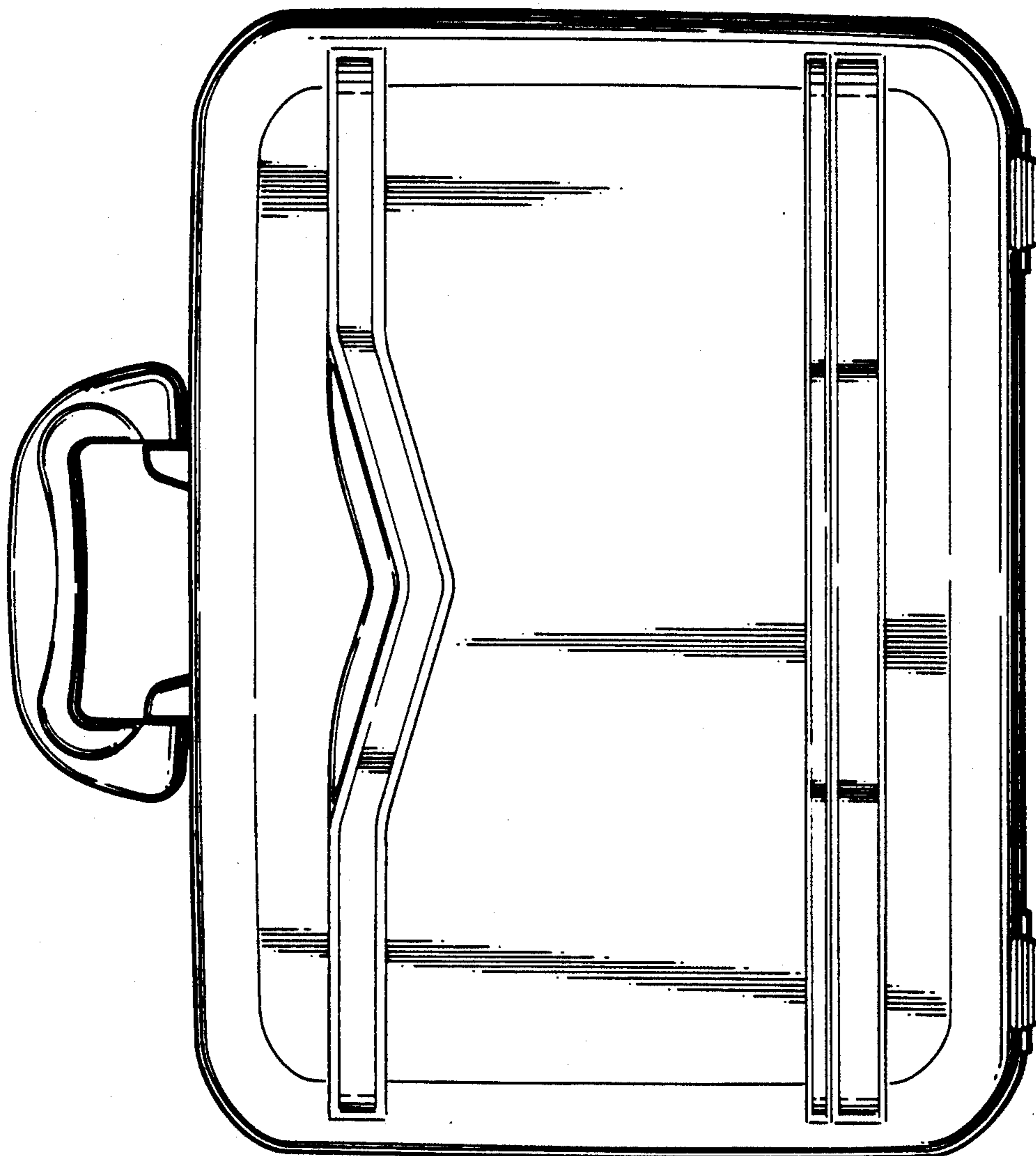
**FIG. 1**




**FIG. 3**



**FIG. 2**



**FIG. 4**



**FIG. 5**

