



US00D329129S

United States Patent [19]

Brown

[11] Patent Number: **Des. 329,129**

[45] Date of Patent: **** Sep. 8, 1992**

[54] **ORTHOTIC SHOE INSERT**

[75] Inventor: **Dennis N. Brown, Custer, Wash.**

[73] Assignee: **Northwest Podiatric Laboratory, Inc., Blaine, Wash.**

[**] Term: **14 Years**

[21] Appl. No.: **481,126**

[22] Filed: **Feb. 16, 1990**

[52] U.S. Cl. **D2/318**

[58] Field of Search **D2/264, 265, 318-321; 36/25 R, 28, 29, 43, 44, 101**

[56] **References Cited**

U.S. PATENT DOCUMENTS

D. 188,932	10/1960	Cleghorne	D2/318
D. 197,504	2/1964	O'Donnell	D2/318 X
1,819,539	8/1931	Bringardner	D2/318 X
2,785,480	3/1957	Maccarone	36/43 X

3,601,908	8/1971	Gilkerson	36/43
4,520,580	6/1985	Brown	36/44
4,597,196	7/1986	Brown	36/43 X

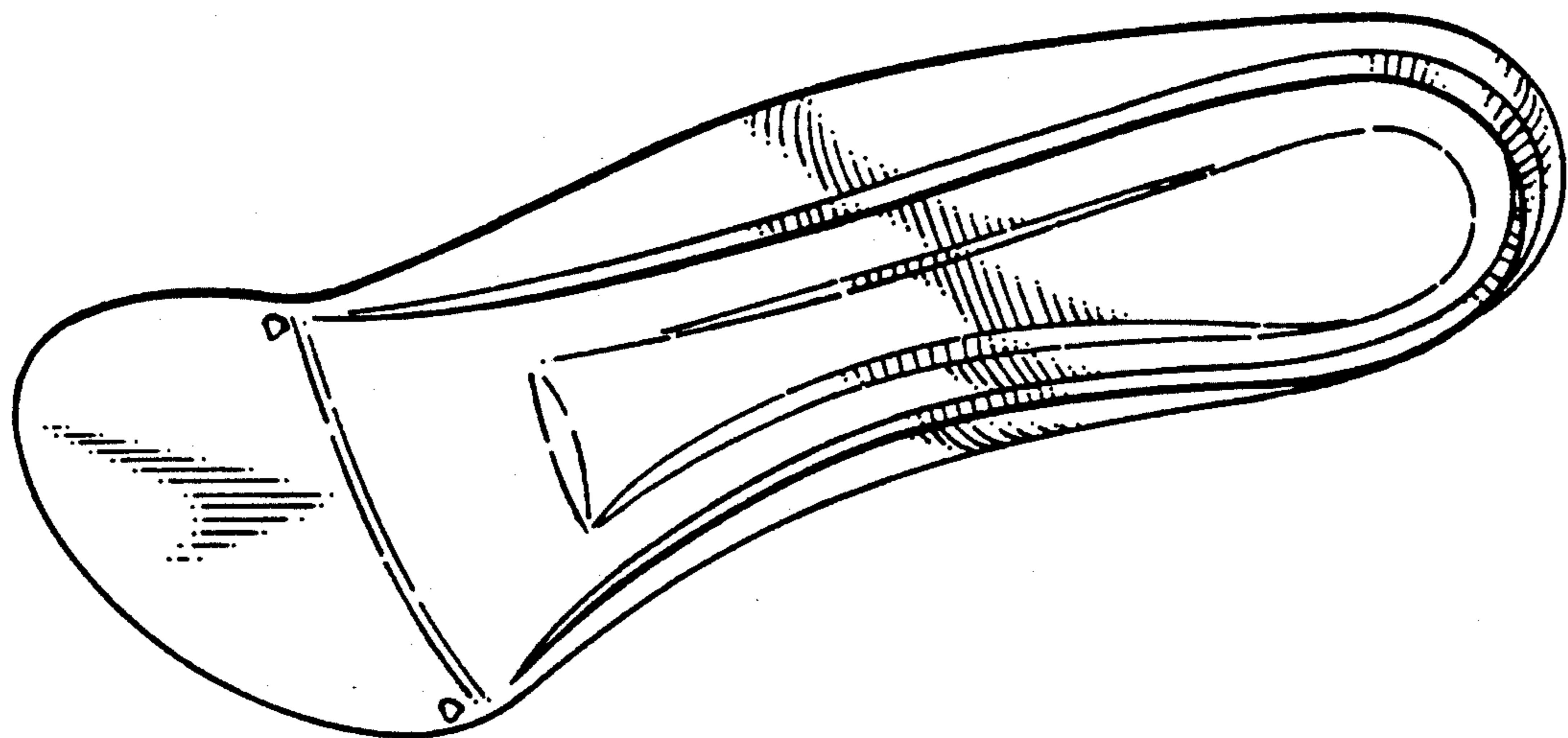
Primary Examiner—Louis S. Zarfaz
Attorney, Agent, or Firm—Hughes & Multer


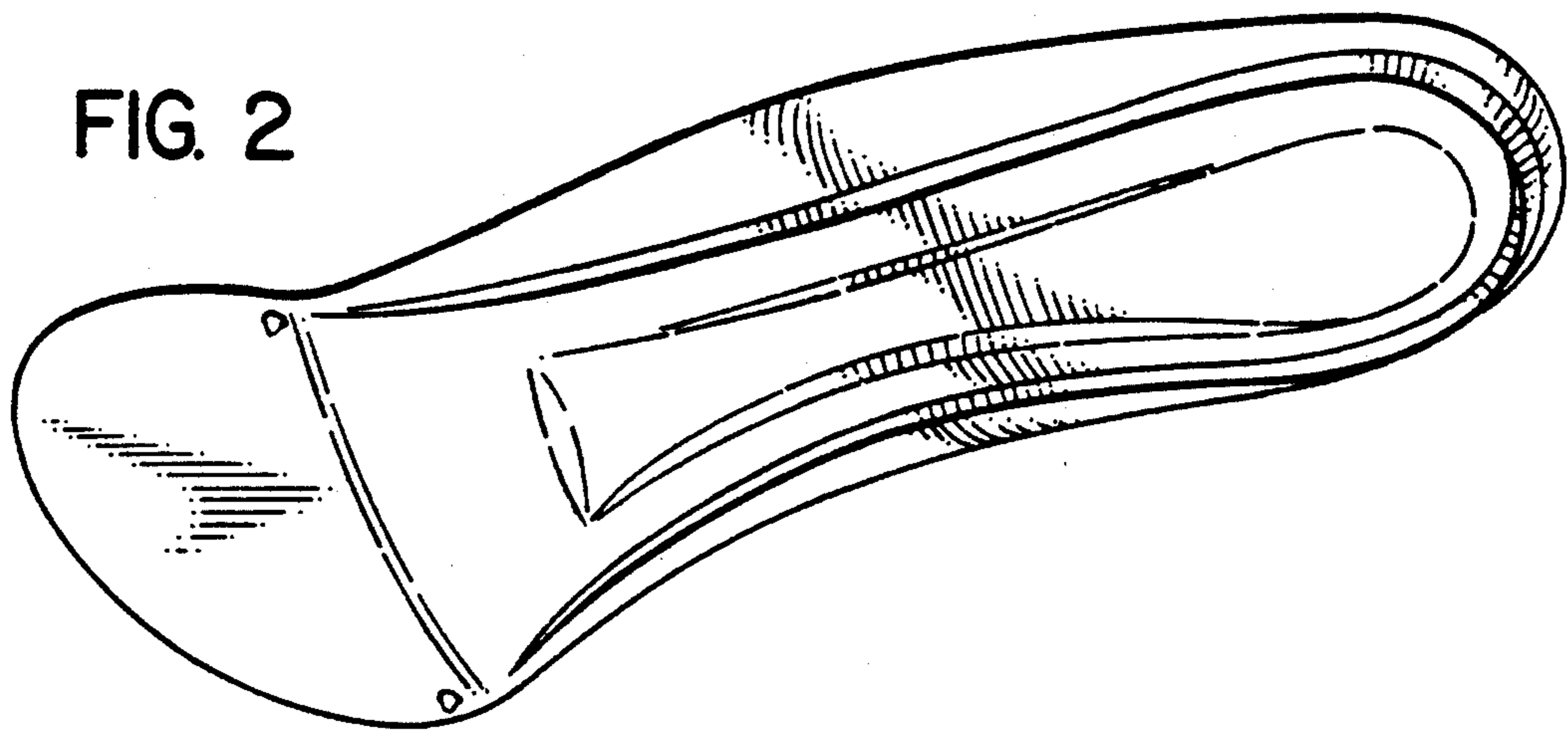
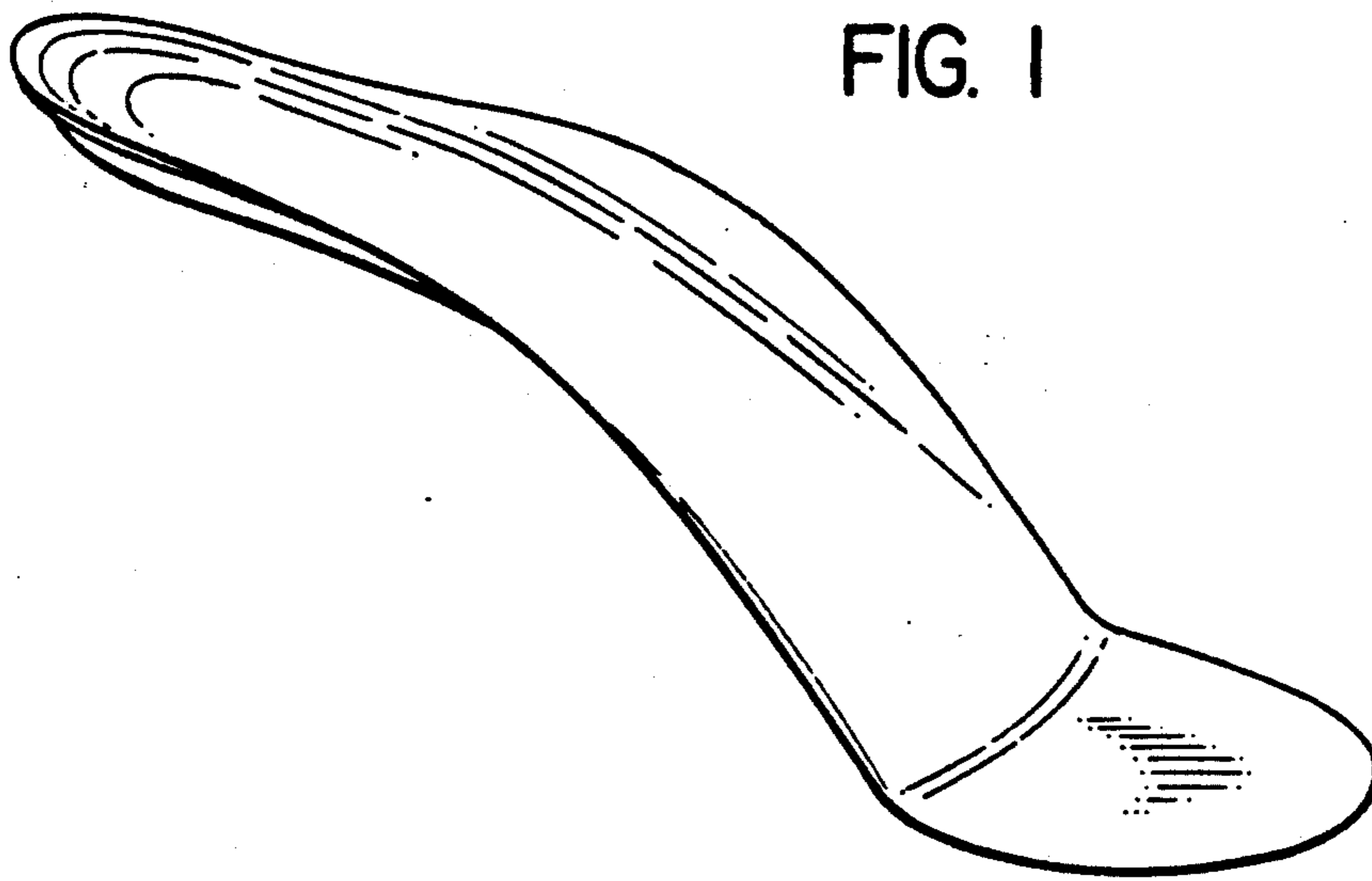
[57] **CLAIM**

The new design for an orthotic shoe insert, as shown and described.

DESCRIPTION

FIG. 1 is a top perspective view of an orthotic shoe insert showing my new design;
 FIG. 2 is a bottom perspective view thereof;
 FIG. 3 is a top plan view thereof;
 FIG. 4 is a side elevational view of a first side thereof;
 FIG. 5 is a front elevational view thereof;
 FIG. 6 is a side elevational view of a second side thereof;
 FIG. 7 is a rear elevational view thereof; and,
 FIG. 8 is a bottom plan view thereof.








FIG. 4

FIG. 5





FIG. 6

FIG. 7




FIG. 8

