



US00D329089S

United States Patent [19]

Coup et al.

[11] Patent Number: **Des. 329,089**

[45] Date of Patent: **** Sep. 1, 1992**

[54] FAN

[75] Inventors: **Michael C. Coup**, Wichita; **Glen W. Ediger**, Newton; **Donald J. Moore**, Wichita; **Gary P. Israel**, Wichita; **Neill E. Bryan**, Wichita, all of Kans.

[73] Assignee: **Vornado Air Circulation Systems, Inc.**, Wichita, Kans.

[**] Term: **14 Years**

[21] Appl. No.: **587,421**

[22] Filed: **Sep. 24, 1990**

[52] U.S. Cl. **D23/382**

[58] Field of Search **D23/370, 382, 381, 378, D23/411, 413, 412; 415/213.1, 211.2; 416/247 R, 246; 248/678, 346**

[56] References Cited

U.S. PATENT DOCUMENTS

D. 173,622	12/1954	Lindberg	D23/411
2,100,994	11/1937	Cohen	416/247 R
2,912,195	11/1959	Austin	415/213.1
2,963,167	12/1960	Norman	248/346
4,180,376	12/1979	Iwaki et al.	248/678

4,927,324 5/1990 Coup et al. 416/247 R

FOREIGN PATENT DOCUMENTS

1119439	6/1956	France	416/246
220867	10/1942	Switzerland	248/346

OTHER PUBLICATIONS

Tatung Fan Cat., Standing Rotary Floor Fan SRF-12, middle right side of page.

Grainger's Spring '86 Cat., p. 1299, Pivot Stand 2 Speed Air Circulator, top left side of page.

Primary Examiner—Wallace R. Burke

Assistant Examiner—Lisa Lichtenstein

Attorney, Agent, or Firm—Edward L. Brown, Jr.

[57] CLAIM


The ornamental design for a fan, as shown and described.

DESCRIPTION

FIG. 1 is a right side elevation view of a fan showing our new design with the head of the fan tilted in upward position;

FIG. 2 is a front elevation view thereof with the head of the fan in horizontal position; and,

FIG. 3 is a rear elevation view of FIG. 2.






FIG 1




FIG 2

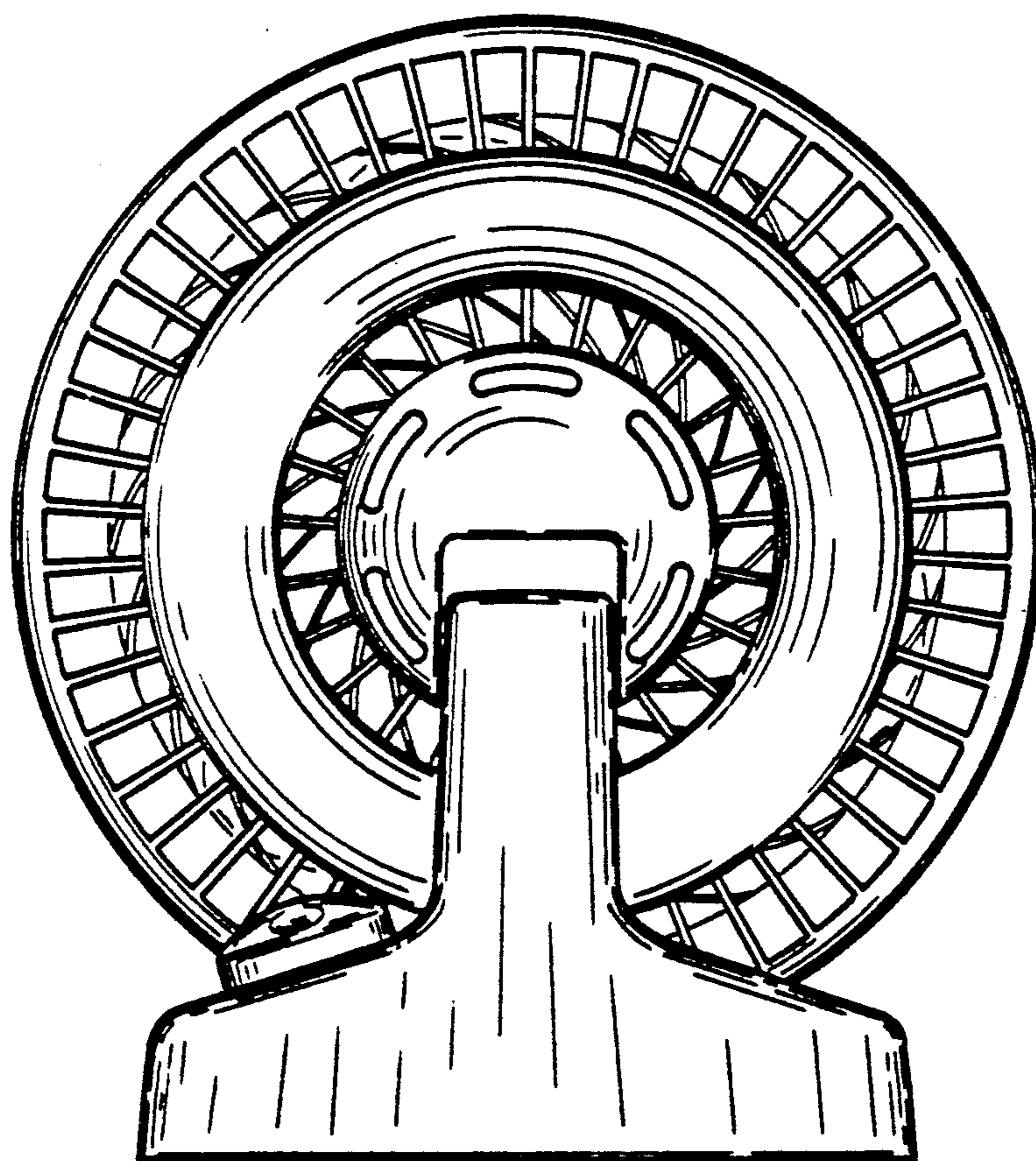


FIG 3