



US00D329061S

United States Patent [19]

[11] Patent Number: Des. 329,061

Szablak et al.

[45] Date of Patent: ** Sep. 1, 1992

[54] CLIPBOARD

[75] Inventors: Michael J. Szablak, Wooster, Ohio; Glen E. Tomblin, Winchester, Va.

[73] Assignee: Rubbermaid Incorporated, Wooster, Ohio

[**] Term: 14 Years

[21] Appl. No.: 552,211

[22] Filed: Jul. 13, 1990

[52] U.S. Cl. D19/88; D19/86; D19/90; D19/91

[58] Field of Search D19/75, 78, 86, 88, D19/90, 91, 99, 100; D6/419, 300, 310; 248/441.1, 442.2, 446, 447, 449, 450, 451, 452, 444, 460; 40/341-359

[56] References Cited

U.S. PATENT DOCUMENTS

D. 161,358	12/1950	Miller .	
D. 182,578	4/1958	Fleming	D19/88
D. 211,369	6/1968	Hitchcock	D19/88
D. 267,809	2/1983	Lowery et al.	D19/91 X
D. 298,955	12/1988	Zovar	D19/88
724,629	4/1903	Towle	248/452 X
2,238,408	4/1941	Ackert .	
3,381,122	4/1968	Boyle .	
4,243,249	1/1981	Goss	248/444 X
4,700,634	10/1987	Mills et al. .	
4,775,128	10/1988	Evenson	248/452 X

OTHER PUBLICATIONS

Catalog Page, Filer Inc., Home Office Supply House, 800 S. Palm Ave., Alhambia, Calif. 91803, Publication date unknown.

Sell Sheet, Sun Hill Industries, Inc., street address unknown, Stamford, Conn. 06906, Publication date 1984. Sell Sheet, Lion Office Products, Inc., street address unknown, Gardena, Calif. 90248, Publication date unknown.

Page 360, Straucks Stationers, 12 W. Main Street, Mesa, Ariz., Publication date unknown.

Sell Sheet, Lap Desk Manufacturing Co., 105 Parker Street, Boscobel, Wis., 53805, Publication date unknown.

Sell Sheet, J & J Industrial Corporation, Rm. 1107 Fook Yip Bldg., 53-57 Kwai Fung Crescent, Kwai Chung, N. T., Hong Kong, Publication date unknown.

Catalog Page, Rubbermaid Incorporated, 1147 Akron Road, Wooster, Ohio 44691, Publication date unknown.

Catalog Page, Rubbermaid Incorporated, Office Products Division, 3151-A Lincoln Way West, Wooster, Ohio 44691, Publication date 1990.

Primary Examiner—Donald P. Walsh

Assistant Examiner—Martha Thompson

Attorney, Agent, or Firm—Richard B. O'Planick

[57] CLAIM

The ornamental design for a clipboard, as shown and described.

DESCRIPTION

FIG. 1 is a top front perspective view of a clipboard showing our new design;

FIG. 2 is a top plan view;


FIG. 3 is a bottom plan view;

FIG. 4 is a front elevational view;

FIG. 5 is a rear elevational view;

FIG. 6 is a left side elevational view; and,

FIG. 7 is a right side elevational view thereof.



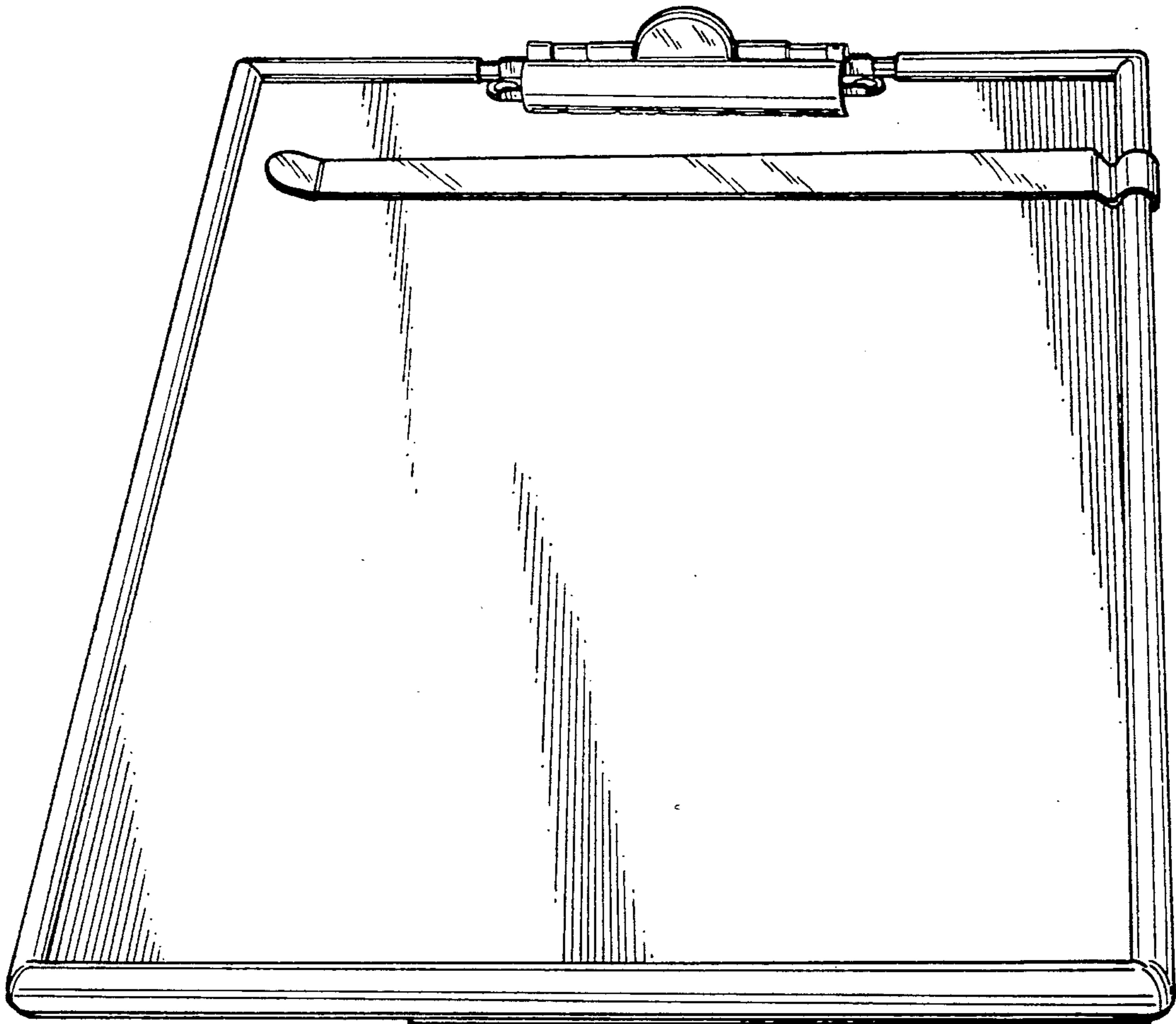


FIG. 1

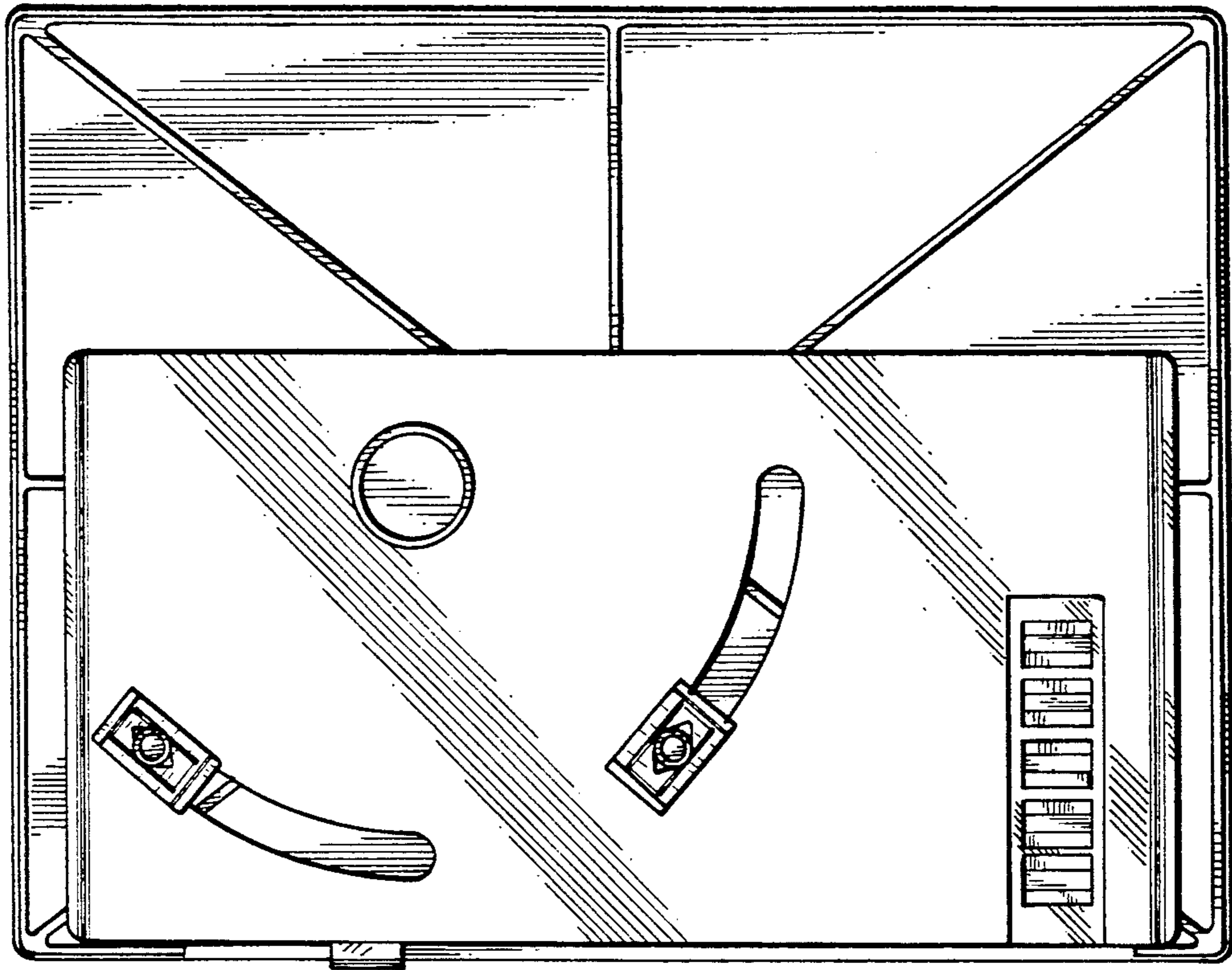


FIG. 3

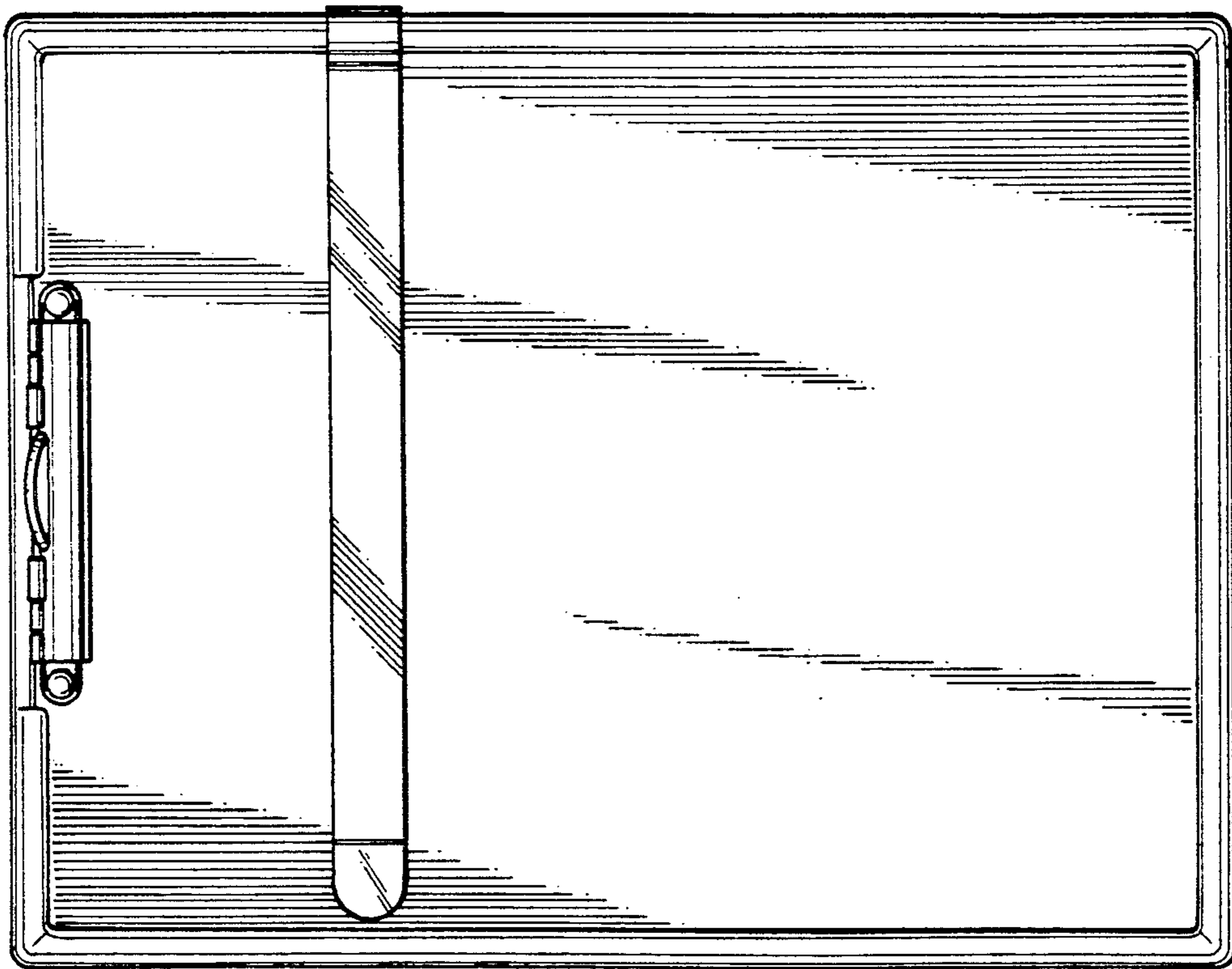


FIG. 2



FIG. 4



FIG. 5




FIG. 6

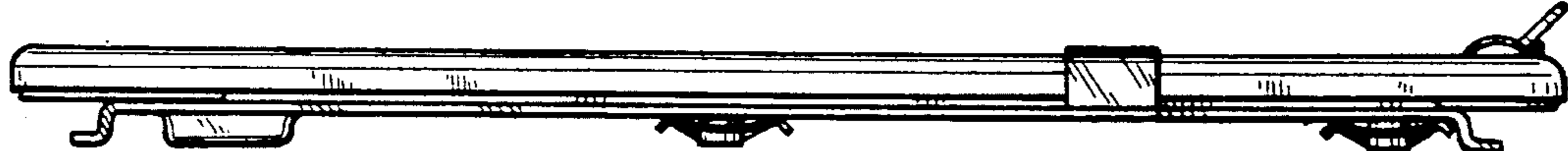


FIG. 7