



US00D329056S

United States Patent [19]

Mizukami et al.

[11] Patent Number: **Des. 329,056**

[45] Date of Patent: **** Sep. 1, 1992**

[54] **COPYING MACHINE**

[75] Inventors: **Atsushi Mizukami, Yokohama; Minoru Aoyama, Tokyo; Mitsuru Sakurai, Musashino; Ryoichi Takahashi, Yokohama, all of Japan**

[73] Assignee: **Canon Kabushiki Kaisha, Tokyo, Japan**

[**] Term: **14 Years**

[21] Appl. No.: **526,615**

[22] Filed: **May 22, 1990**

[30] **Foreign Application Priority Data**

Nov. 22, 1989 [JP] Japan 1-42886

[52] U.S. Cl. **D18/39; D18/38**

[58] Field of Search **D18/36-39; D14/111, 112, 116, 118; 355/200, 210, 231, 233-236, 245, 326-328**

[56] **References Cited**

U.S. PATENT DOCUMENTS

D. 200,272	2/1965	Balmer et al.	D18/38
D. 258,964	4/1981	Bright et al.	D18/38
D. 276,166	10/1984	Masaki	D18/36
D. 276,346	11/1984	Masaki	D18/37
D. 278,246	4/1985	Masaki	D18/37
D. 295,528	5/1988	Masaki et al.	D18/37

D. 295,529	5/1988	Masaki et al.	D18/37
D. 295,530	5/1988	Masaki et al.	D18/37
D. 297,944	10/1988	Masaki et al.	D18/37
D. 299,831	2/1989	Hirata	D18/37
D. 300,749	4/1989	Tokuda	D18/38
D. 304,204	10/1989	Wada et al.	D18/37
D. 308,392	6/1990	Hara et al.	D18/38
D. 315,363	3/1991	Kosako et al.	D18/39
D. 316,424	4/1991	Komada et al.	D18/36
D. 316,425	4/1991	Aoyama et al.	D18/39
D. 317,622	6/1991	Isomoto et al.	D18/38
D. 320,041	9/1991	Komada et al.	D18/39

Primary Examiner—Donald P. Walsh
Assistant Examiner—Caron D. Veynar
Attorney, Agent, or Firm—Fitzpatrick, Cella, Harper & Scinto

[57] **CLAIM**

The ornamental design for a copying machine, as shown and described.

DESCRIPTION

FIG. 1 is a front elevational view of a copying machine showing our new design;

FIG. 2 is a rear elevational view thereof;

FIG. 3 is a top plan view thereof;

FIG. 4 is a bottom plan view thereof;

FIG. 5 is a left side elevational view thereof;

FIG. 6 is a right side elevational view thereof; and,

FIG. 7 is a perspective view thereof.

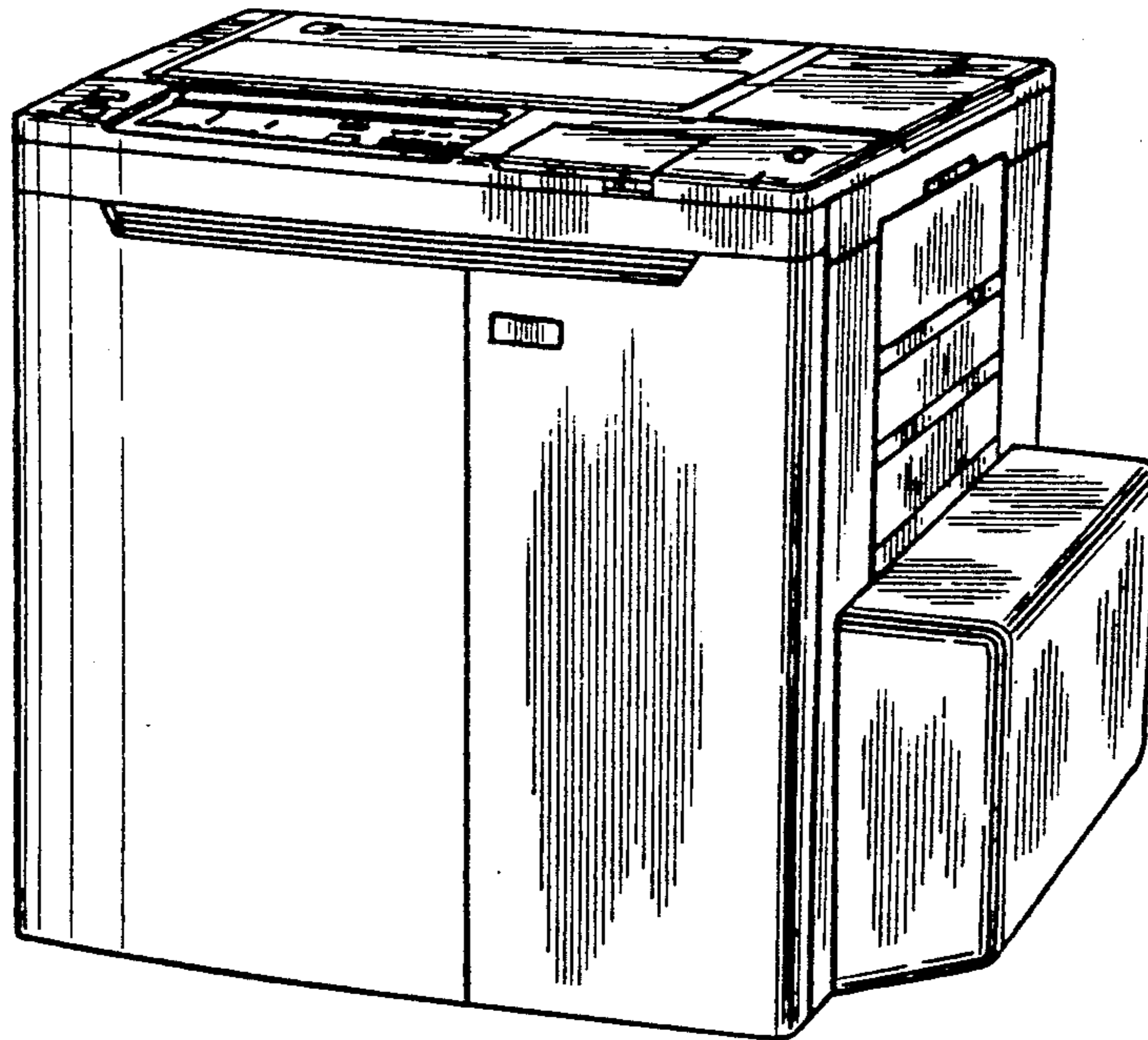


FIG. 1

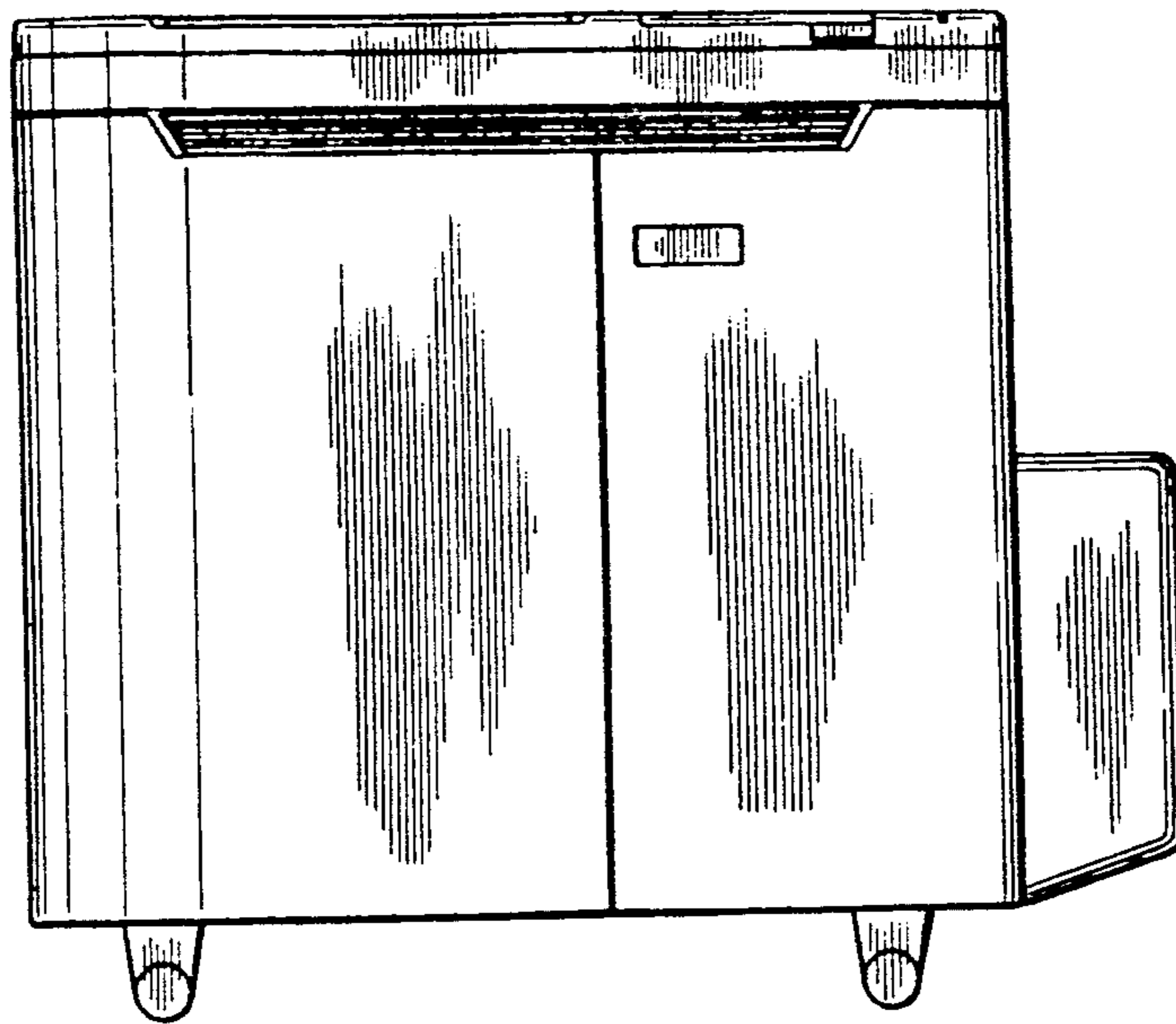


FIG. 2

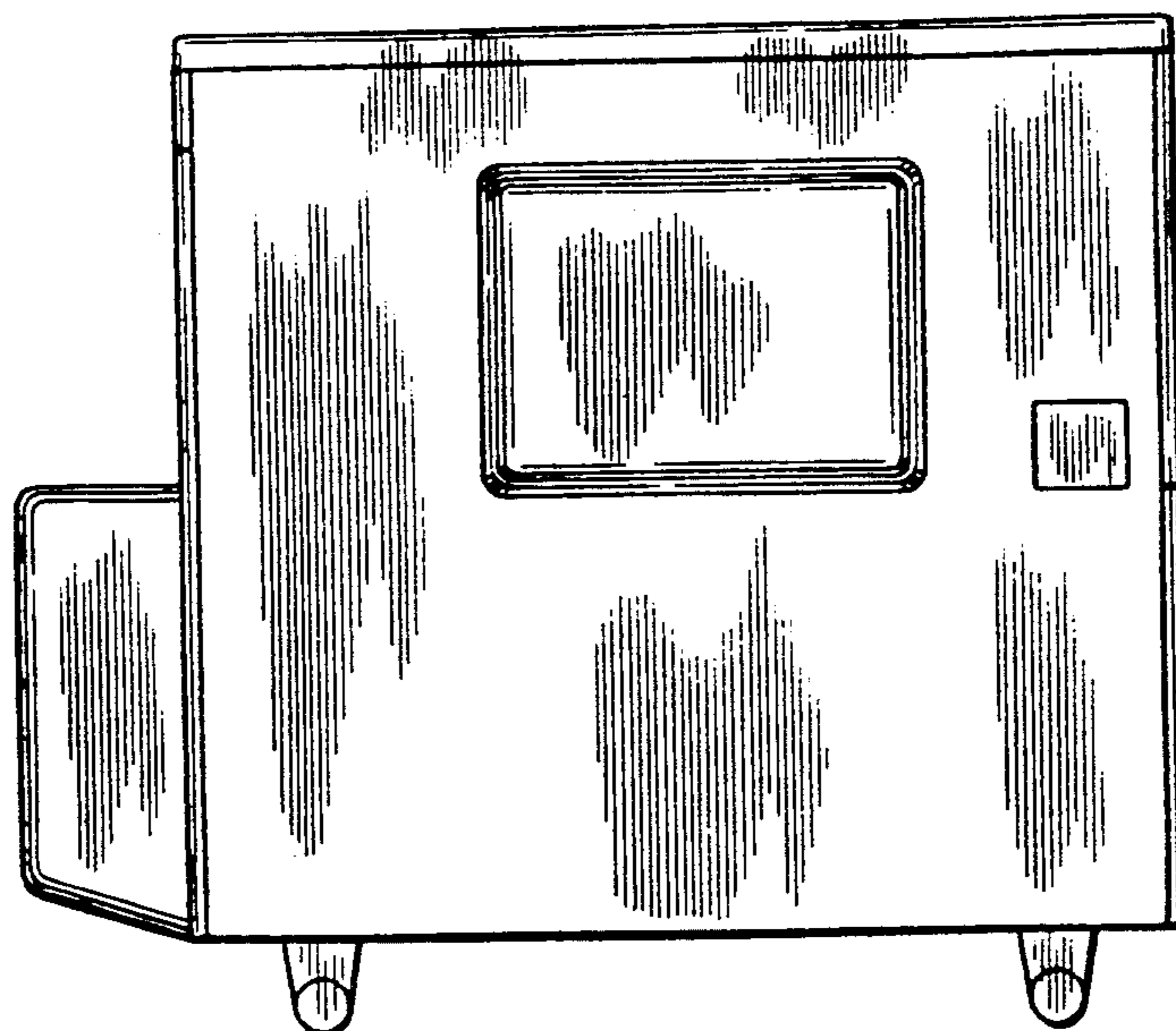


FIG. 3

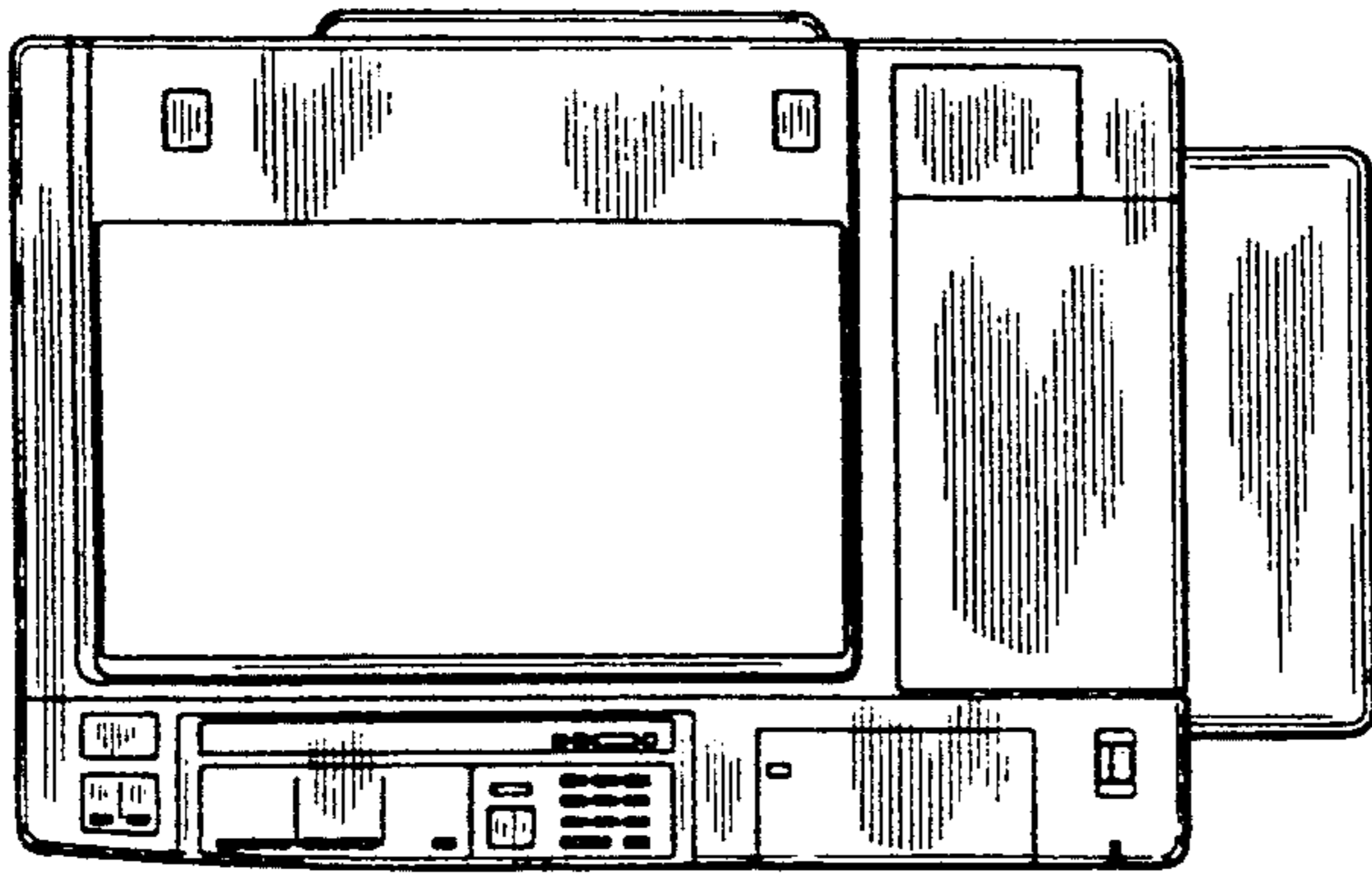


FIG. 5




FIG. 4

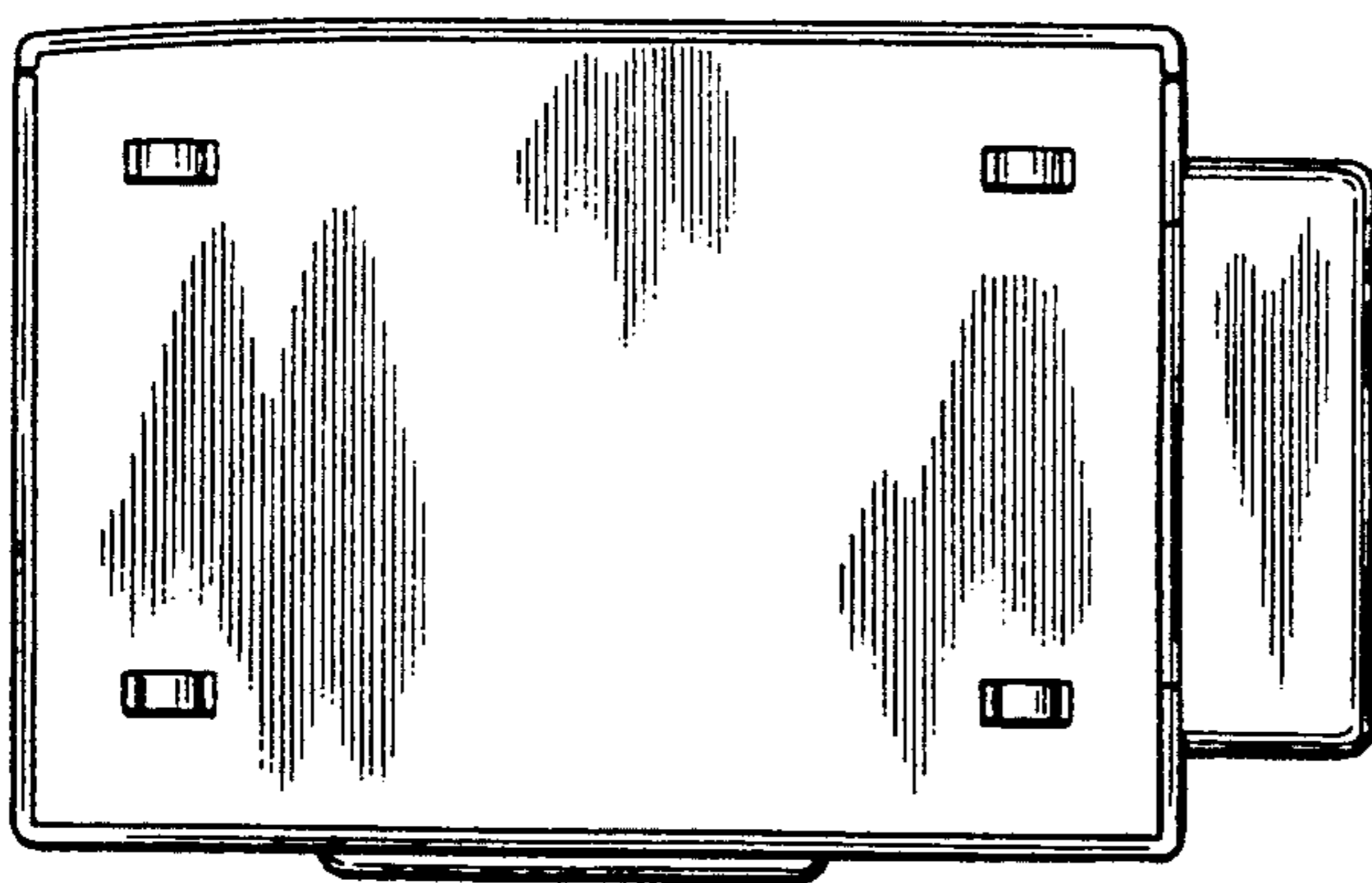


FIG. 6

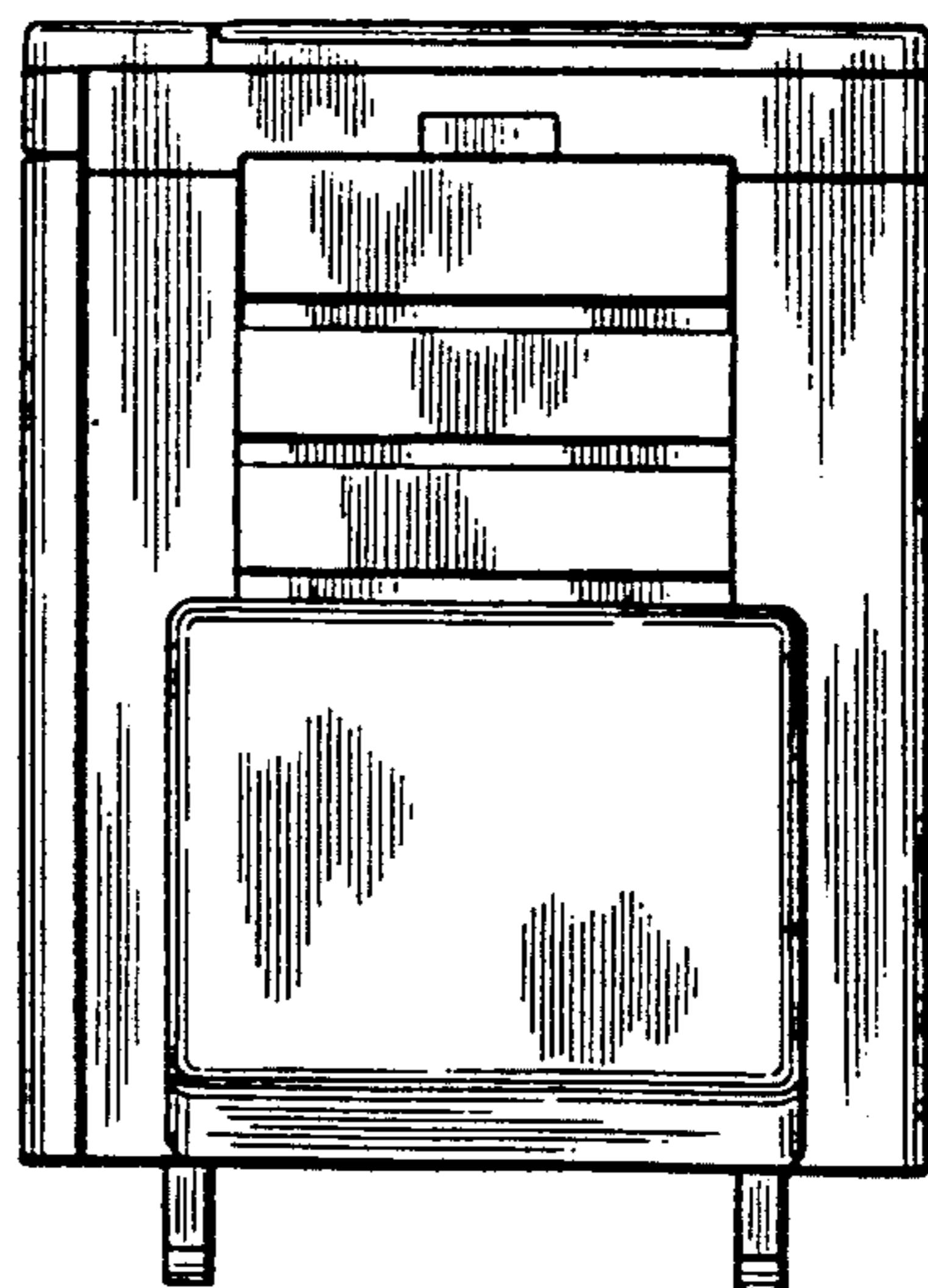


FIG. 7

