



US00D329021S

# United States Patent [19]

[11] Patent Number: **Des. 329,021**

Robbins

[45] Date of Patent: **\*\* Sep. 1, 1992**

## [54] COMBINED WRISTWATCH AND STRAP WITH POUCH

[75] Inventor: **Linda Robbins, Jericho, N.Y.**

[73] Assignee: **Medana Watch Corporation, New York, N.Y.**

[\*\*] Term: **14 Years**

[21] Appl. No.: **521,936**

[22] Filed: **May 11, 1990**

[52] U.S. Cl. .... **D10/31; D10/32; D2/630**

[58] Field of Search ..... **D10/1-40, D10/122-132; D2/614, 630; 368/10, 280-282, 285; 63/1.1**

### [56] References Cited

#### U.S. PATENT DOCUMENTS

D. 33,980	1/1901	Mitchell	.....	D2/630
D. 261,196	10/1981	Griffin	.....	D2/630
D. 281,674	12/1985	Novak	.....	D10/31
D. 283,943	5/1986	Rainey	.....	D2/630 X
1,874,984	8/1932	Hanskat	.....	63/1.1 X

### OTHER PUBLICATIONS

*Hong Kong Enterprise*—Jun. 1984—p. 204—Wristwatch with Pouch at center.

*Hong Kong Enterprise*—Sep. 1984—p. 64—Wristwatch with Pouch at top-left.

*Hong Kong Enterprise*—Sep. 1984—p. 204—Watches with Pouches at top.

*Hong Kong Enterprise*—Jul. 1988—p. 163—Watch at top-left.

*Primary Examiner*—Nelson C. Holtje  
*Attorney, Agent, or Firm*—Natter & Natter

### [57] CLAIM

The ornamental design for a combined wristwatch and strap with pouch, as shown and described.

### DESCRIPTION

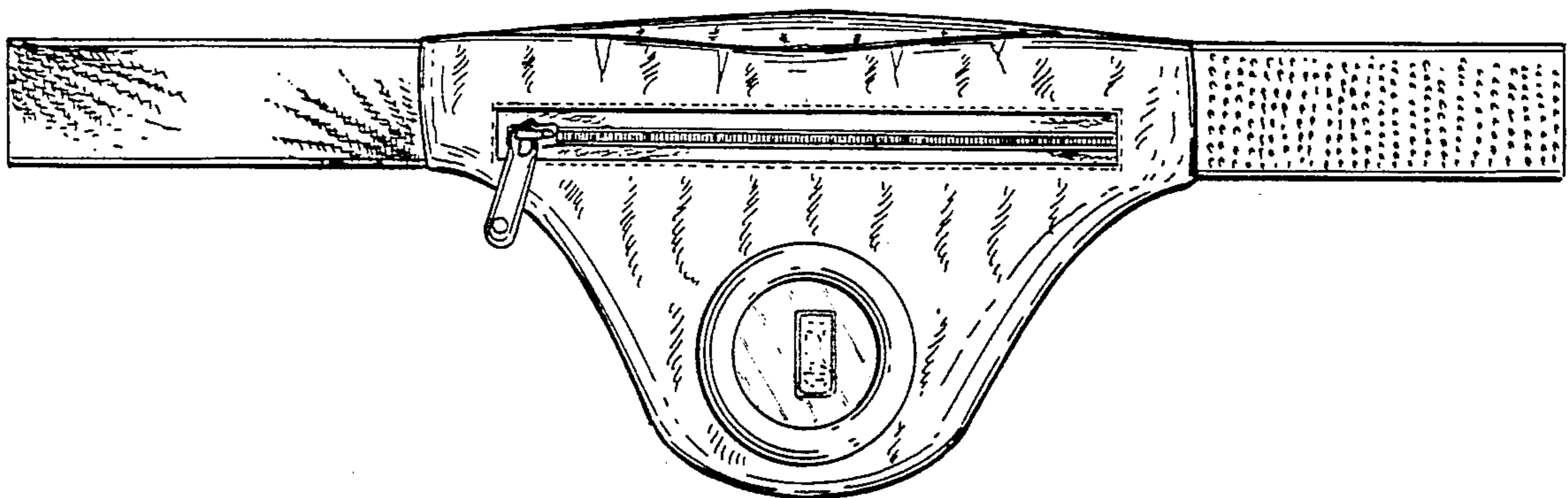
FIG. 1 is a front elevational view of a combined wristwatch and strap with pouch showing my new design; FIG. 2 is a top plan view thereof with the straps attached into a closed position;

FIG. 3 is a left side elevational view thereof with the straps in a partially open position;

FIG. 4 is a top plan view thereof;

FIG. 5 is a bottom plan view thereof; and,

FIG. 6 is a rear elevational view thereof.



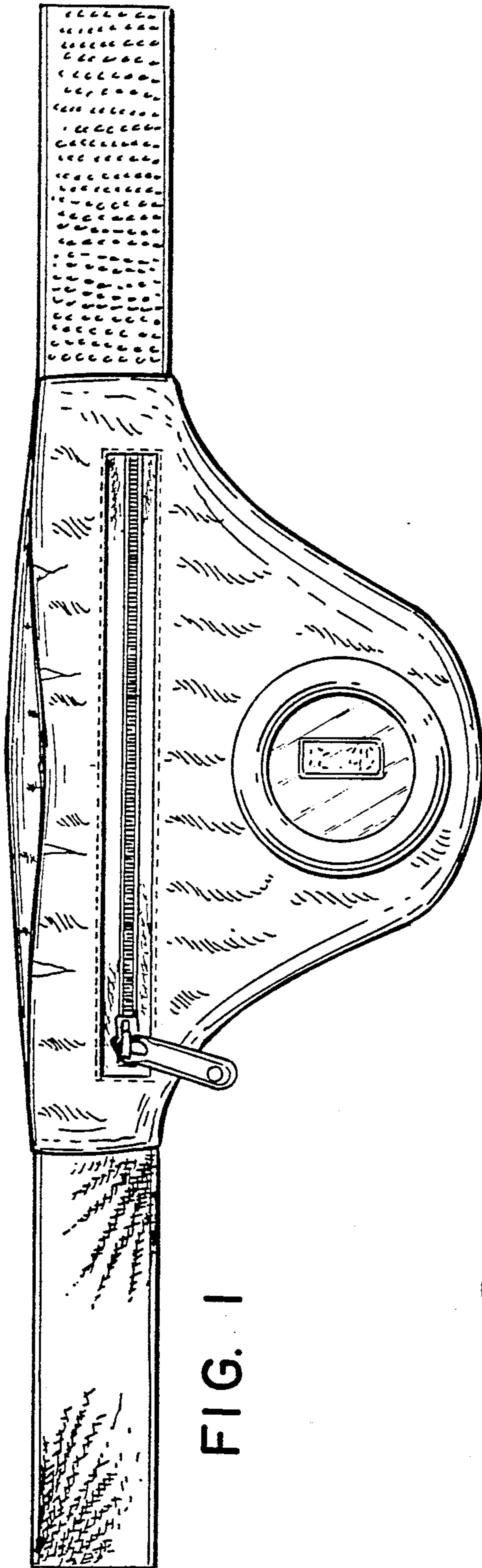


FIG. 1

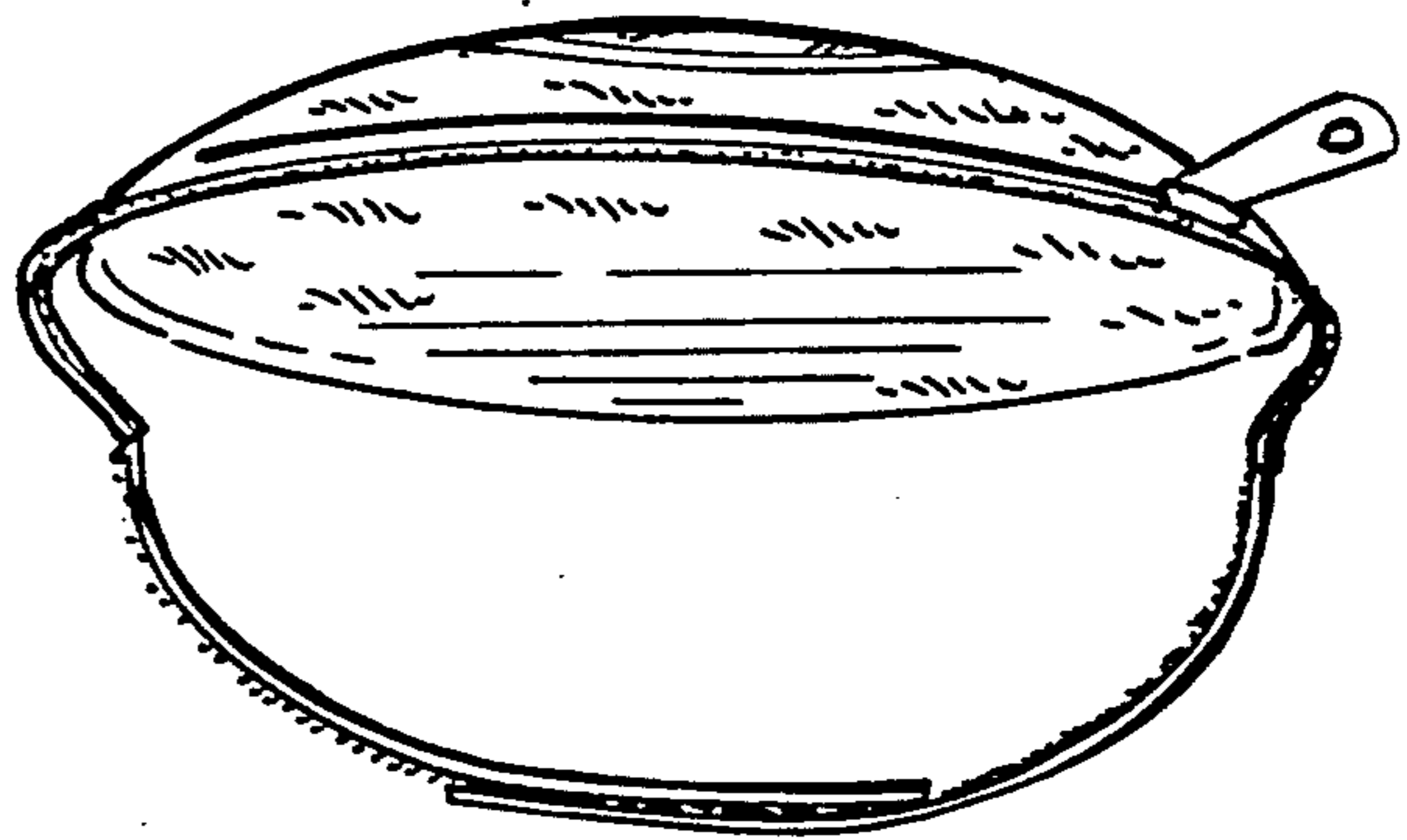


FIG. 2

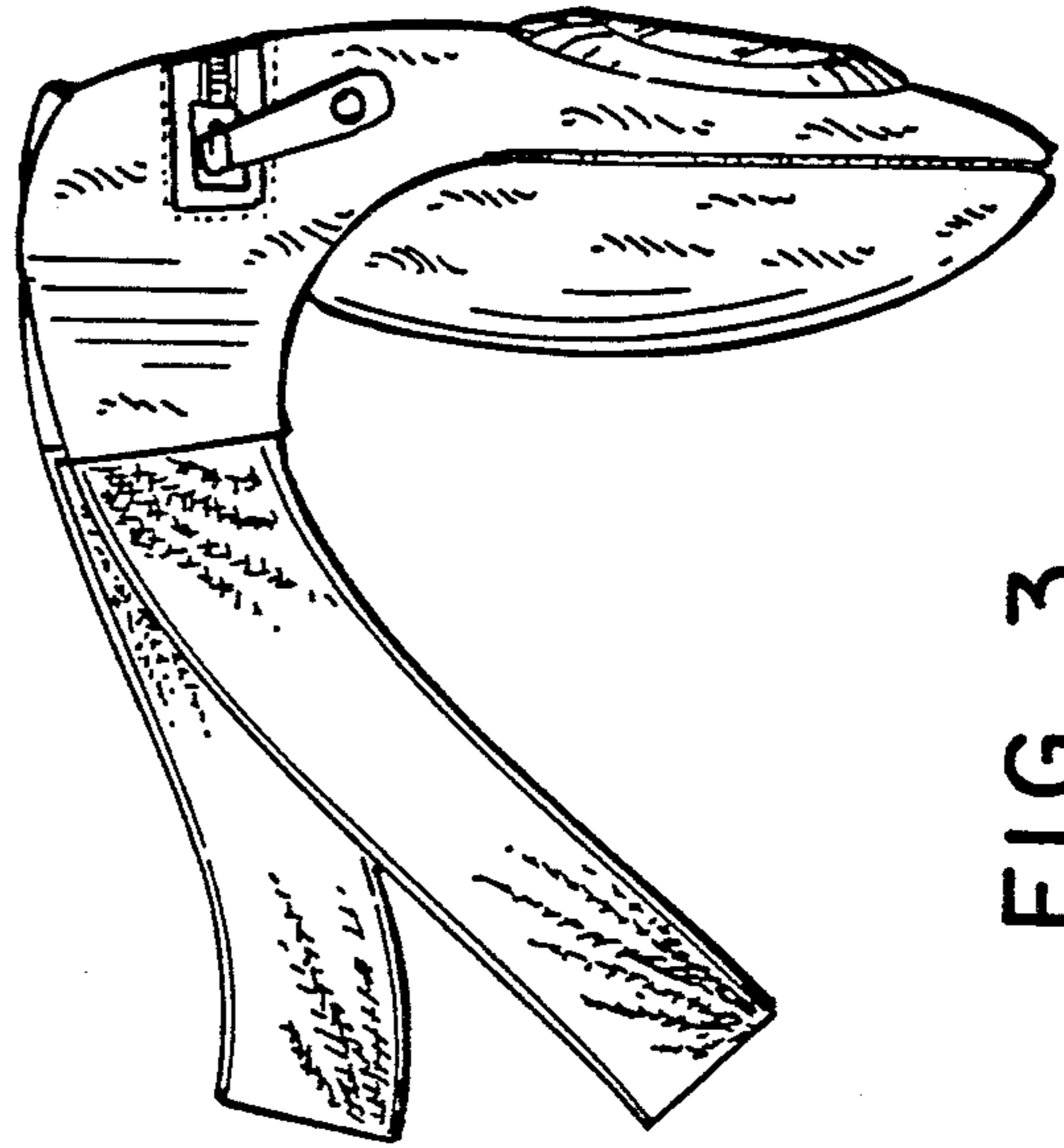


FIG. 3

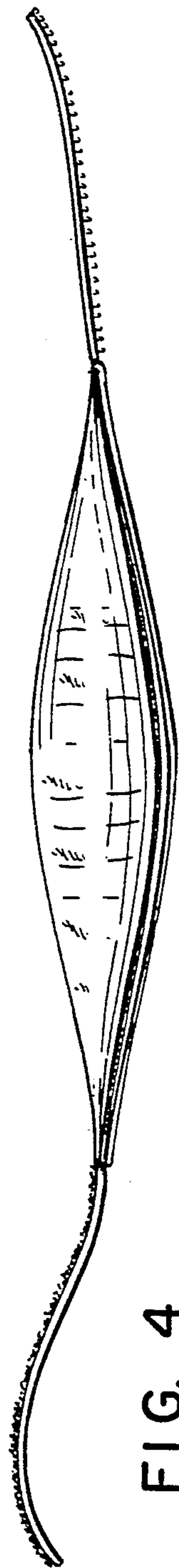


FIG. 4

FIG. 5

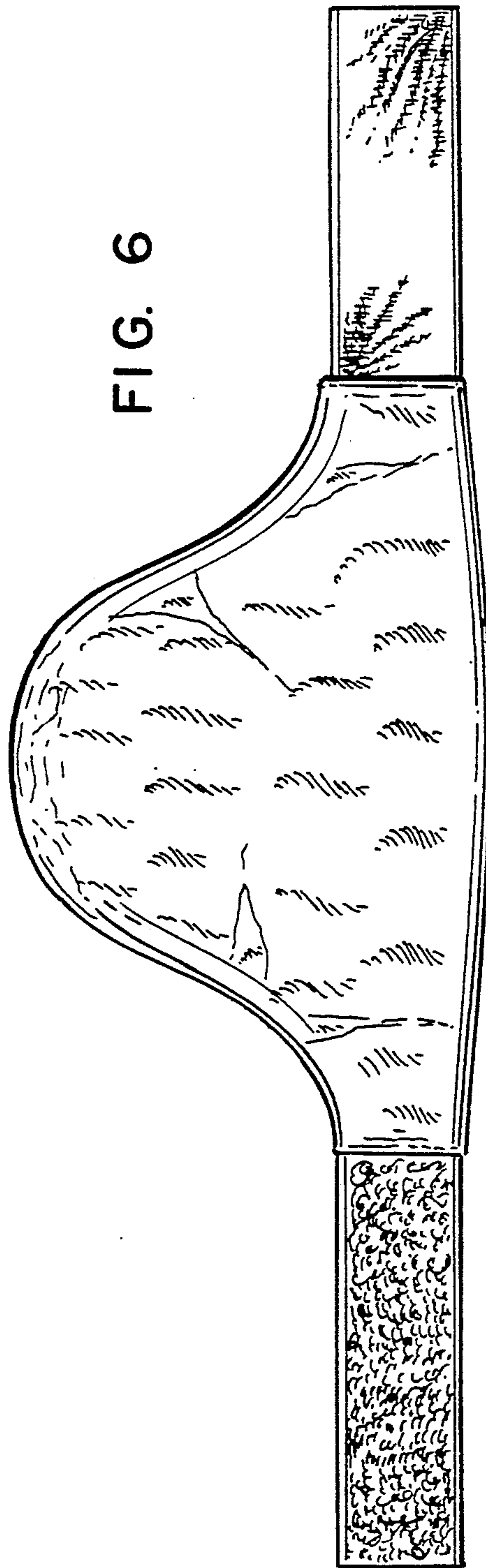
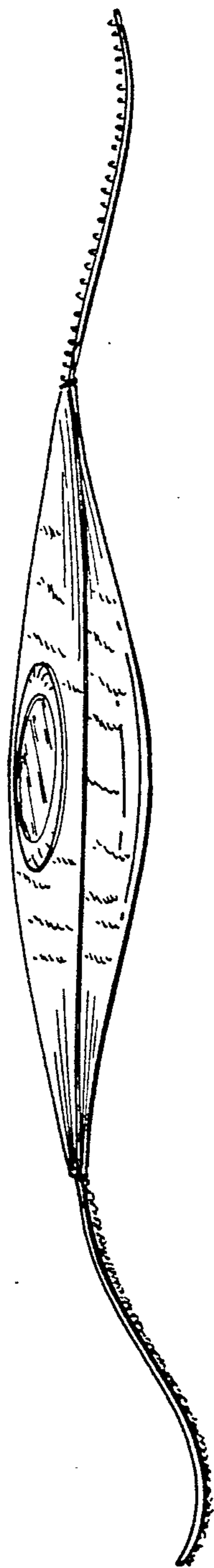


FIG. 6