



US00D329009S

United States Patent [19]

[11] Patent Number: **Des. 329,009**

Marques

[45] Date of Patent: **** Sep. 1, 1992**

[54] DOOR LEVER

[75] Inventor: **A. Ludgero Marques**, Feira Codex, Portugal

[73] Assignee: **Broadway Industries, Inc.**, Kansas City, Mo.

[**] Term: **14 Years**

[21] Appl. No.: **484,194**

[22] Filed: **Feb. 23, 1990**

[52] U.S. Cl. **D8/308**

[58] Field of Search **D8/300-302, D8/307, 308; 16/110 R, 111 R, DIG. 30; 292/347, DIG. 31, 357**

[56] References Cited

U.S. PATENT DOCUMENTS

D. 85,770	12/1931	Ruppel	D8/308
D. 85,844	12/1931	Schnell	D8/308
D. 314,129	1/1991	Zanini	D8/308
4,877,278	10/1989	Valley	292/357

OTHER PUBLICATIONS

General Lock, Inc.,—Cat. 66 Sec. 1; ©1965; pp. 1-6; lever 70.

General Lock, Inc., Cat. 66; Sec. 1; ©1965; pp. 1-7; lever 87.

Smedbo Gård, AB Cat.; p. 13; Villa lever (lower right).

Primary Examiner—B. J. Bullock

Attorney, Agent, or Firm—Hovey, Williams, Timmons & Collins

[57] CLAIM

The ornamental design for a door lever, as shown and described.

DESCRIPTION

FIG. 1 is a front elevation of a door lever showing my new design;

FIG. 2 is a rear elevation view thereof;

FIG. 3 is a bottom plan view thereof;

FIG. 4 is a top plan view thereof;

FIG. 5 is a side elevation view thereof; and,

FIG. 6 is a side elevation view of the side opposite that illustrated in FIG. 5.

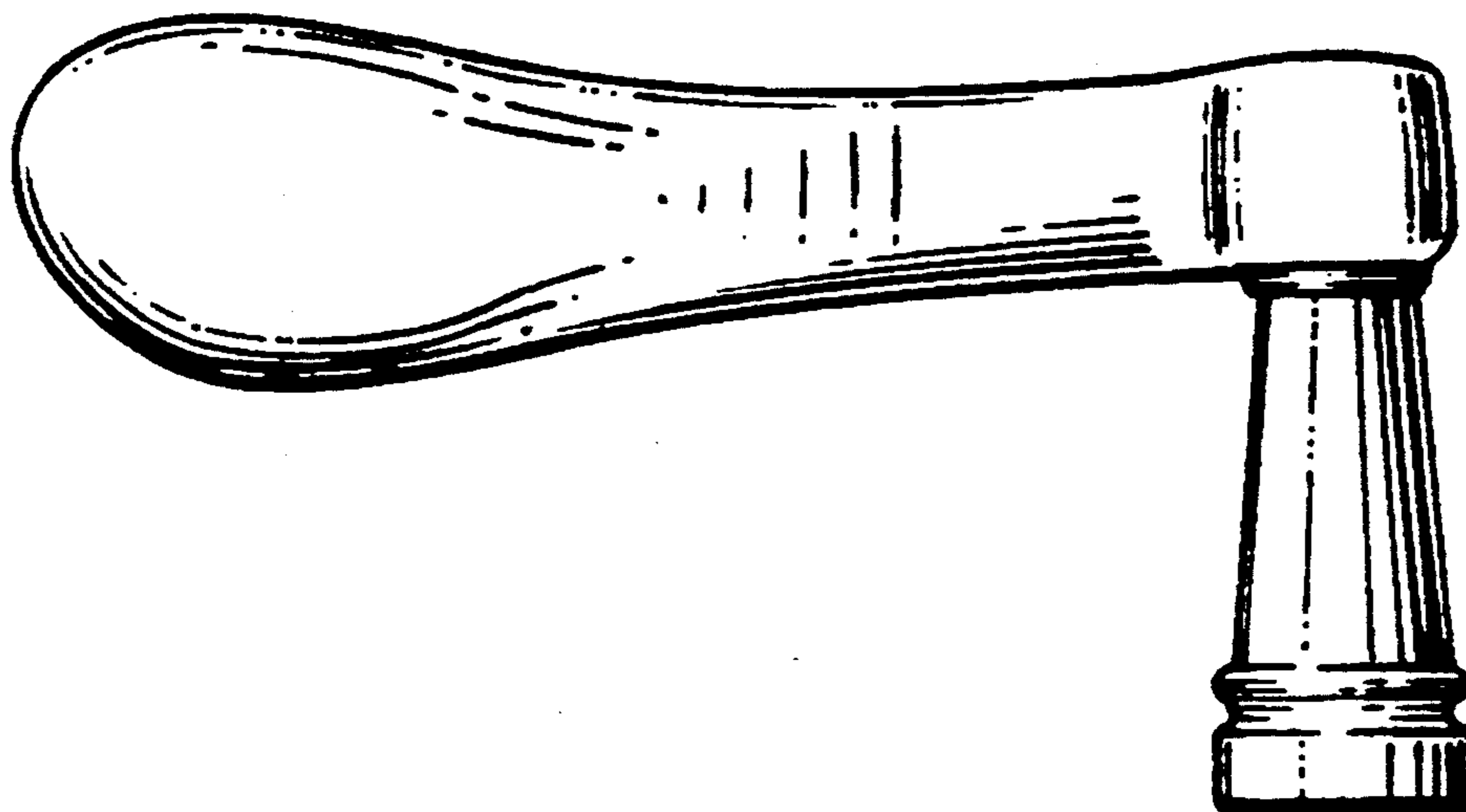





FIG. 1



FIG. 2

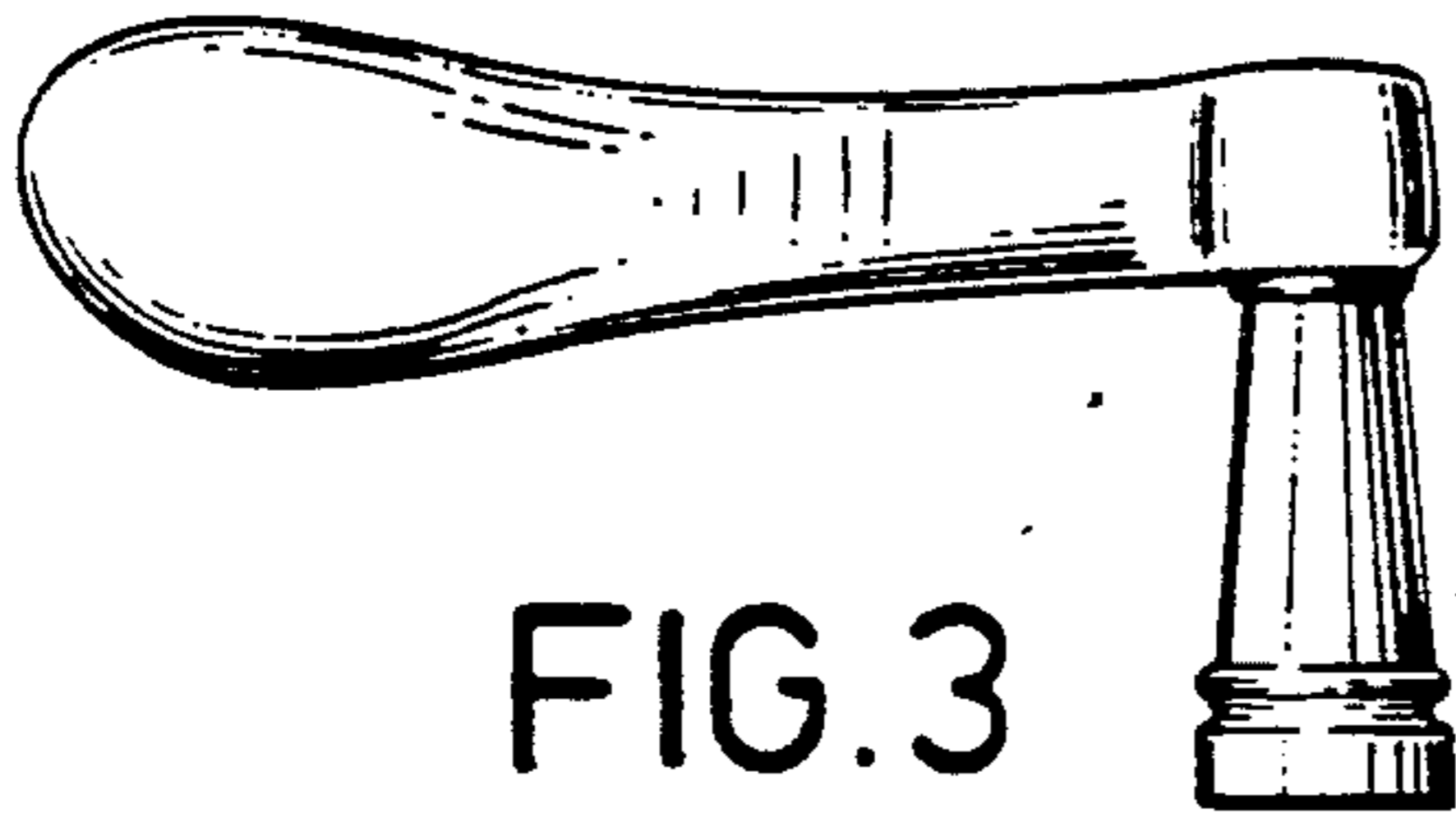


FIG. 3

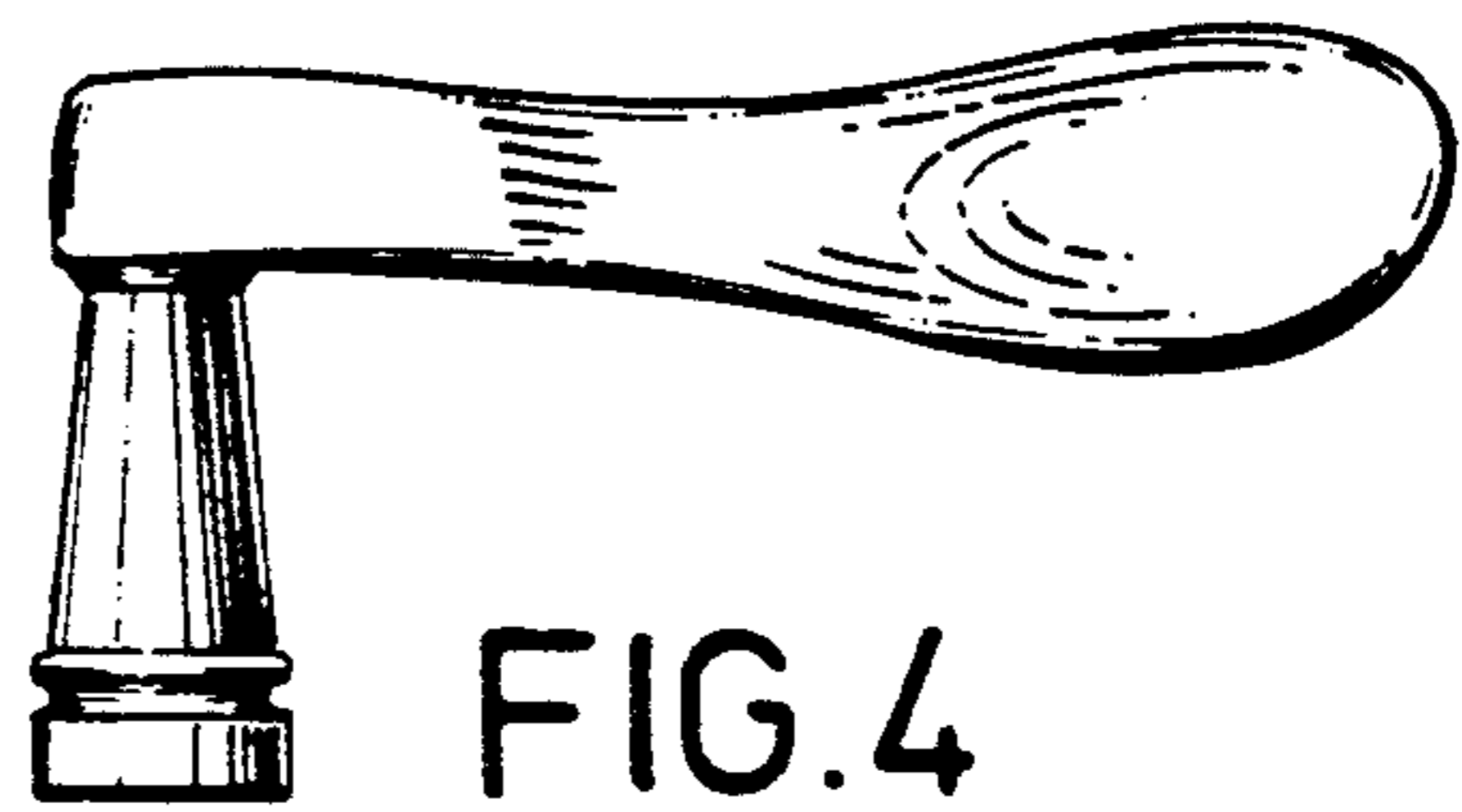


FIG. 4




FIG. 5



FIG. 6